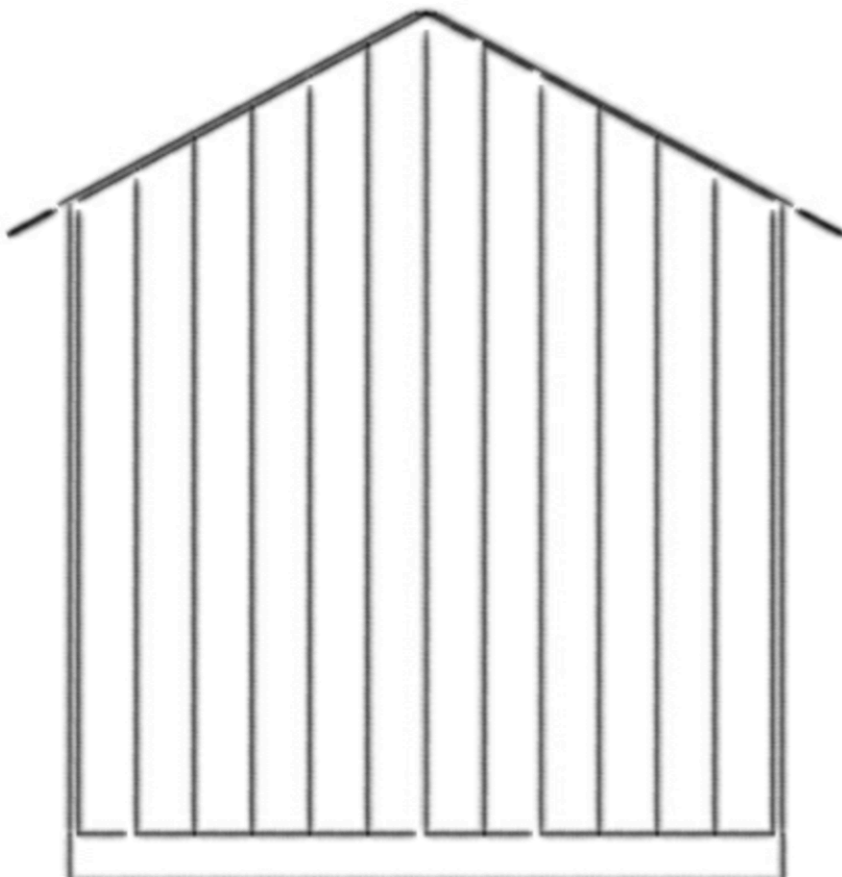



01 TEMPORARY STRUCTURE ELEVATION A
SCALE 1:20



02 TEMPORARY STRUCTURE ELEVATION B
SCALE 1:20

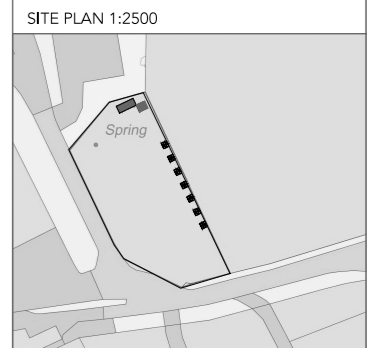


03 TEMPORARY STRUCTURE ELEVATION C
SCALE 1:20



04 TEMPORARY STRUCTURE ELEVATION D
SCALE 1:20

- GENERAL NOTES:**
1. During pre-tender site investigations and through Construction, any questions pertaining to the Drawings related to the project fit-out works, the following contacts shall be consulted for further enquiries:
Toby Baggott – Project Manager – eat@thescenicupper.co.uk
 2. The Contractor shall be responsible to install and maintain all site utilities during construction. Any temporary suspensions of services shall be coordinated by the Contractor and should be included in their tender price.
 3. The design and specifications of the drawing shall not be reproduced without the authorization of the Designer.
 4. The Contractor shall take site measurements and verify field conditions and shall carefully compare site measurements, conditions and other information known to the Contractor with the Contract Documents before commencing activities. Errors, inconsistencies or omissions discovered shall be reported to the Designer at once.
 5. All drawings are measured in mm (millimeters), unless stated otherwise. The Contractor shall not scale drawings.
 6. The Contractor shall make provision to provide necessary protection barriers for site, land and surrounding farm and livestock. The Contractor through proper relevant insurances will cover any damages incurred.



INTERIOR ARCHITECT FLS	DRAWING NOTES 1. DO NOT SCALE FROM THIS DRAWING. 2. ALL DIMENSIONS ARE IN MILLIMETERS AND LEVELS ARE IN METERS, UNLESS OTHERWISE NOTED. 3. CONTRACTOR SHALL VERIFY ALL DIMENSIONS ON SITE PRIOR TO COMMENCEMENT OF WORK.	REV	DATE	DESCRIPTION	REV	DATE	DESCRIPTION	PROJECT NO./NAME THE SCENIC SUPPER	DESIGNED BY TB	DWG TITLE GREENHOUSE ELEVATIONS	ISSUE DATE 08 MAR 2021	DIRECTION N	REVISION A
		A	08/03/21	PLANNING SUBMISSION					WORKING AREA 1800 m ² PROJECT ADDRESS LOWER FARM, TODENHAM, MORETON-IN-MARSH, GL56 9PQ	DRAWN BY FS CHECKED BY TB APPROVED BY TB	DWG NO. A-TSS-A002	SCALE AS SHOWN	