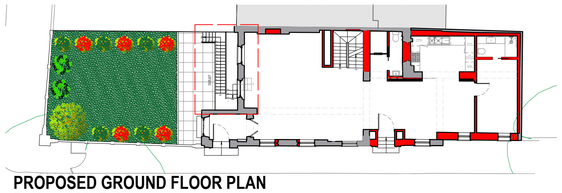

PROPOSED GROUND FLOOR PLAN
Scale 1:200 @ A1

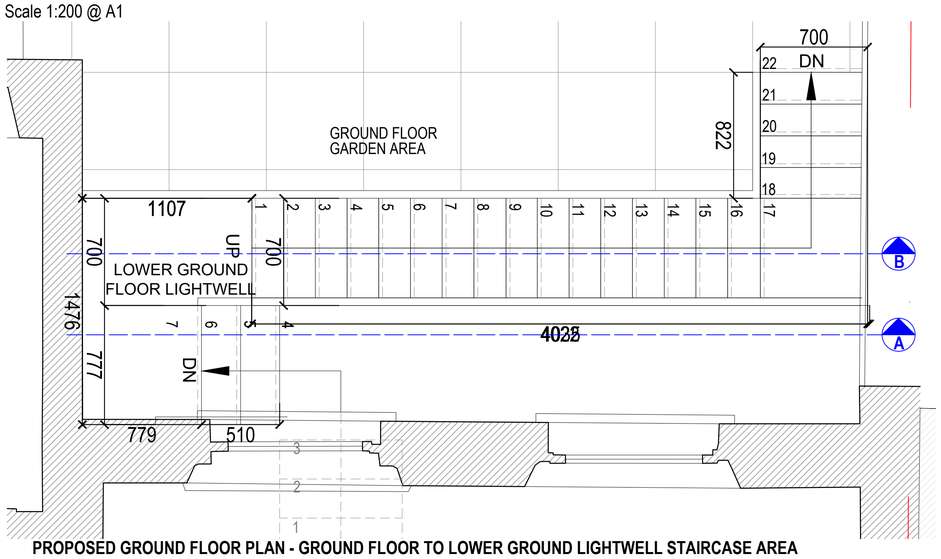

PROPOSED GROUND FLOOR PLAN - GROUND FLOOR TO LOWER GROUND LIGHTWELL STAIRCASE AREA
Scale 1:20 @ A1

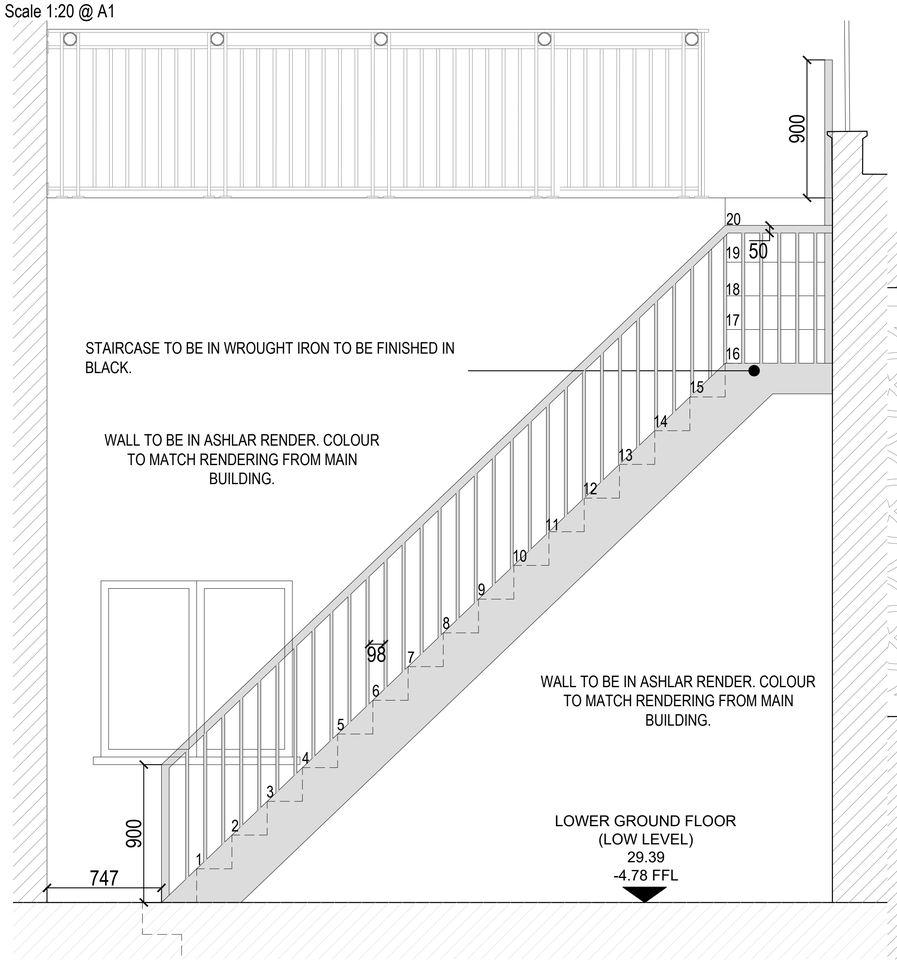

PROPOSED DETAIL A - GROUND FLOOR TO LOWER GROUND LIGHTWELL STAIRCASE ELEVATION
Scale 1:20 @ A1

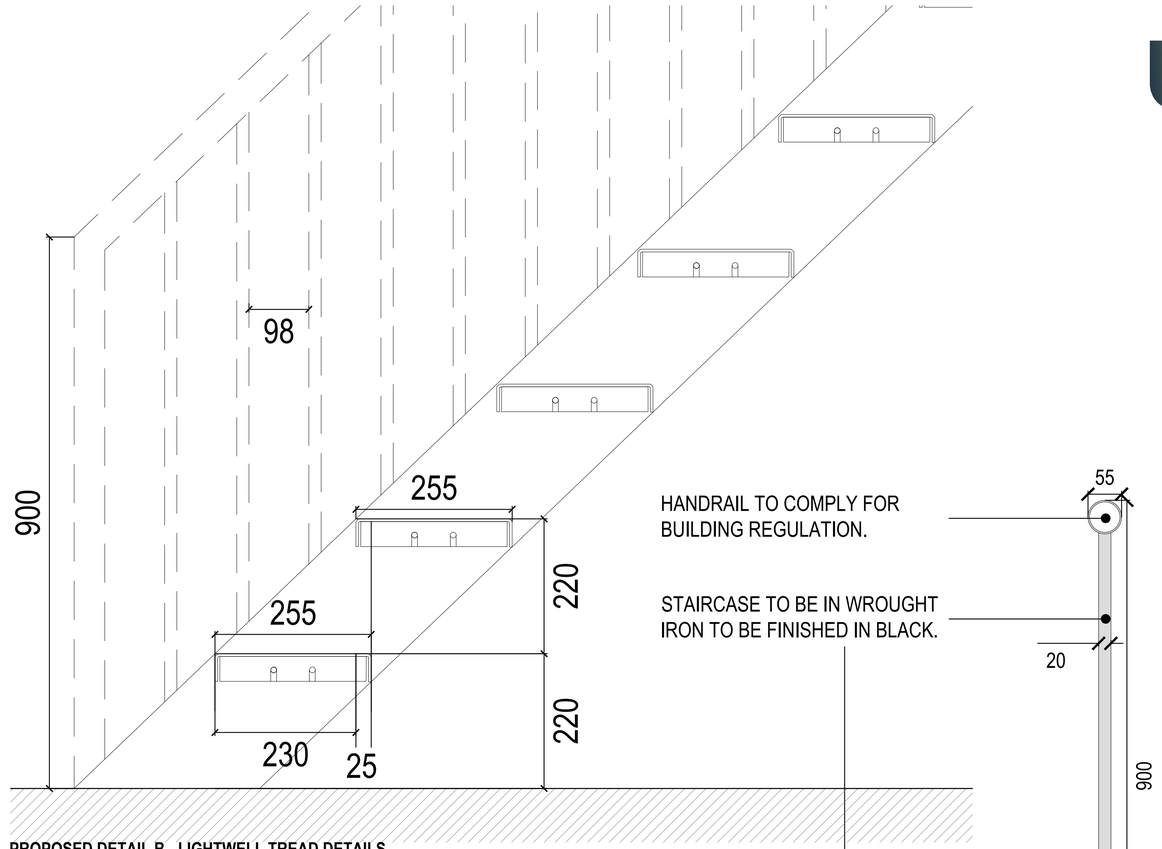

PROPOSED DETAIL B - LIGHTWELL TREAD DETAILS
Scale 1:5 @ A1

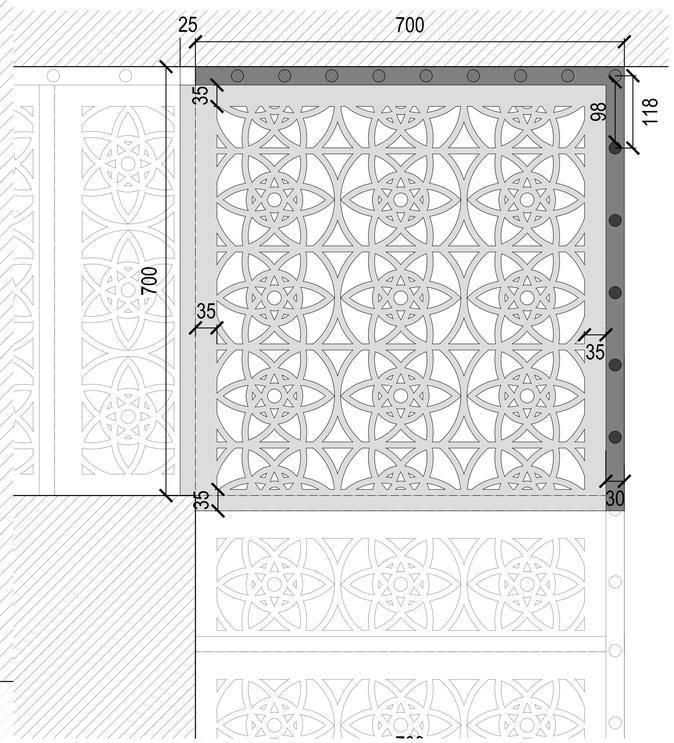

PROPOSED DECORATIVE TREAD DETAILS - LANDING
Scale 1:5 @ A1

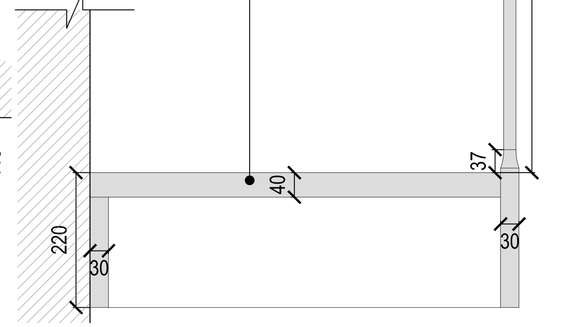

PROPOSED DECORATIVE TREAD DETAILS - RISE
Scale 1:5 @ A1

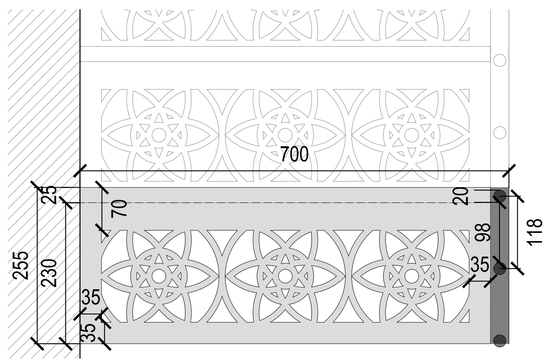

PROPOSED DECORATIVE TREAD DETAILS - STEP
Scale 1:5 @ A1

URBANAUTS
DESIGN ARCHITECTURE SUSTAINABILITY

GENERAL NOTES

1. This drawing is not to be scaled.
2. All dimensions & levels to be checked on site.
3. Figured dimensions to be taken on site in preference to scaled dimensions.
4. This Drawing is the copyright of the owners.

1:100 Scale Bar
0m 4m 8m 12m 16m 20m

1:20 Scale Bar
0m 0.4m 0.8m 1.2m 1.6m 2m

1:5 Scale Bar
0m 100mm 200mm 300mm 400mm 500mm

COMPLETE STAIRCASE INCLUDING FINISHING

RISER:	**220MM**
GOING:	**255MM**

ISSUED FOR DISCHARGE OF CONDITION 13

revision	date	letter

7 ORME SQUARE
LONDON W2 4RS

Condition 13 - Proposed Lower Ground Floor to Ground Floor Front Lightwell Staircase Details 1

Date: 05.03.2021	Drawn: EC
Scale: 1:100, 1:20 & 1:5 @ A1	Checked: TAL

Job no.	Stage no.	Drawing no.	Rev.
158	P	P19	

URBANAUTS CONSULTANCY LTD
First Floor Office 1, 51 The Mall, Ealing
London, W5 3TA
T: 020 7348 0724 E: info@urbanauts.co.uk
www.urbanauts.co.uk