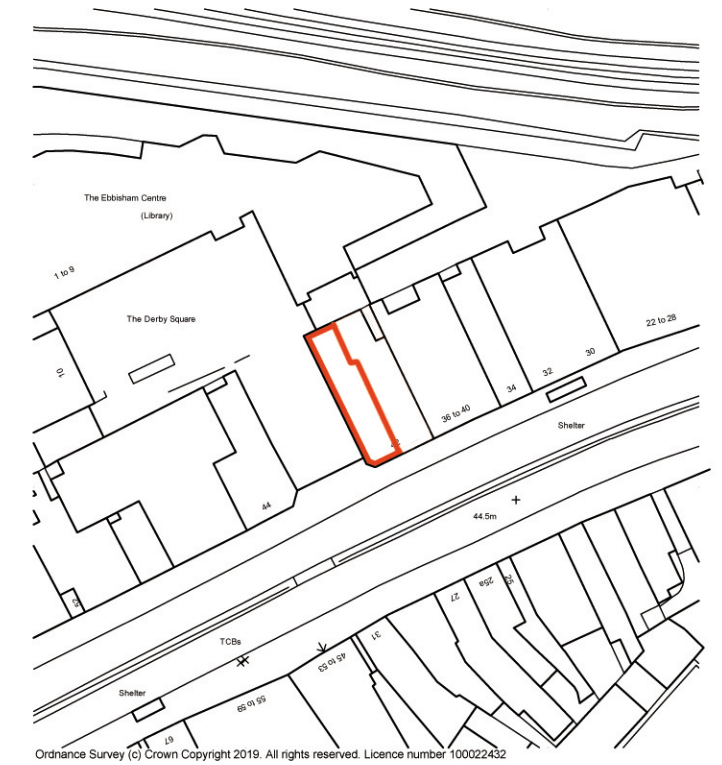
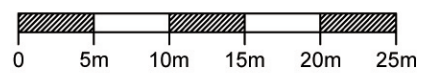




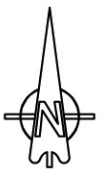
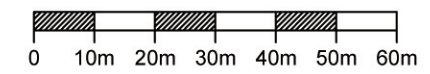
Block Plan

1:500 scale



Location Plan

1:1250 scale



PROJECT TITLE:		CAMILE EPSOM		
DRAWING TITLE: PROPOSED PLANS AND ELEVATIONS				
DRAWN BY: FMCG	DATE: Dec '20	SCALE: 1/100	PAPER: A3	
STAGE: PLANNING	DWG NO: 449 EP 105	REV:		
DREYER ASSOCIATES ARCHITECTURE & URBAN DESIGN Ballylusk Ashford Co Wicklow copyright © T.0404 42818 F.0404 42865 Email: KD@DreyerAssociates.com				