




WOLFSON COLLEGE OXFORD

PHOTOGRAPHIC GAZETTEER
JANUARY 2021

www.worlledgeassociates.com

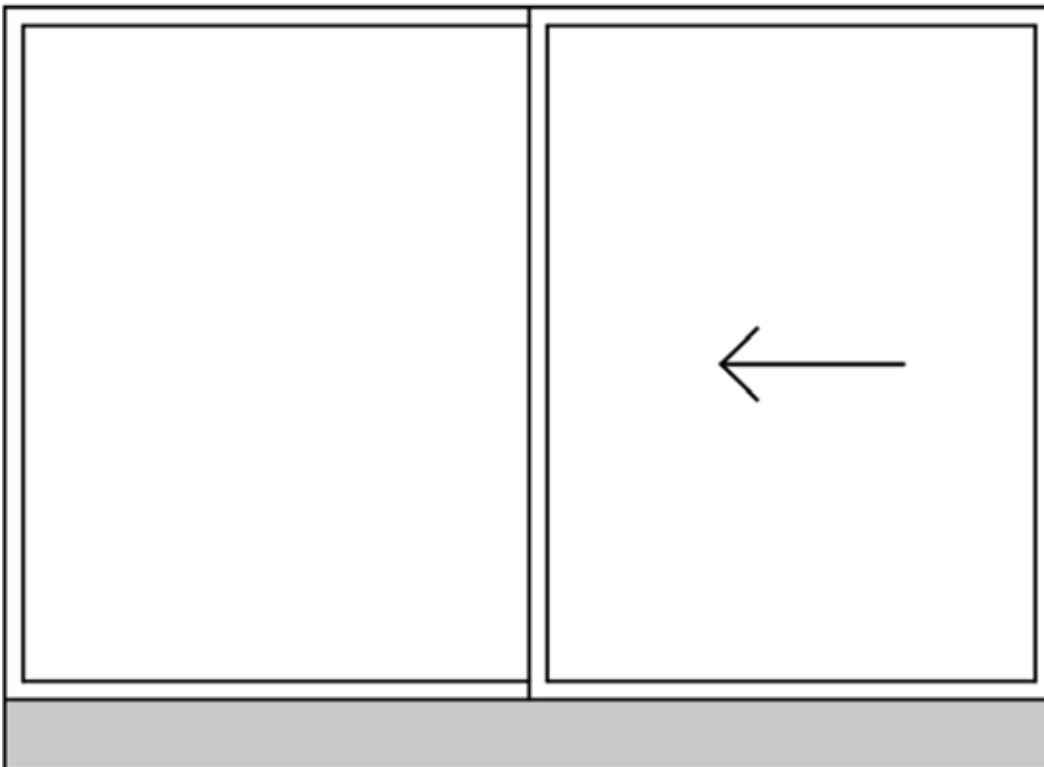
W
worlledge
associates



- A BLOCK
- B BLOCK
- C BLOCK
- D BLOCK
- E BLOCK
- F BLOCK
- G BLOCK
- H BLOCK

WINDOW TYPES
TYPE 1

1



Horizontal Sliders with one fixed and one sliding pane. Typically above internal bench seats.w

Feature in:
B Block – Single study bedspaces, one-bed flats living rooms and bedrooms, penthouse.



C Block – Single study bedspaces, one-bed flats living rooms and bedrooms, penthouse wrapped around corner.

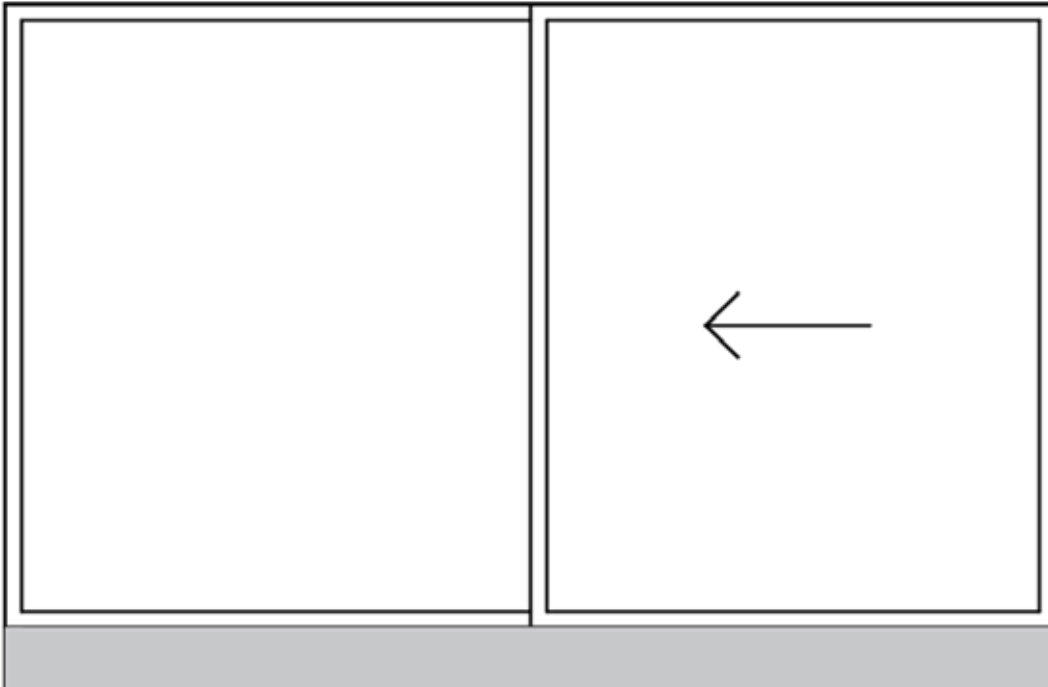


E Block – One bed flat living rooms.





1A



Full height horizontal sliders with one sliding pane

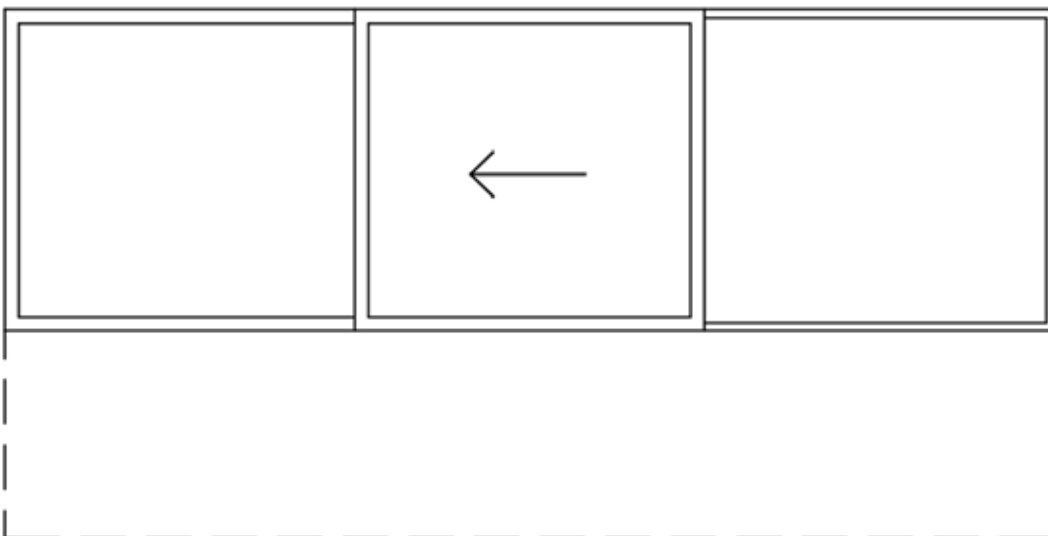
Feature in:
A Block – Library
F Block – Living rooms



G Block – Living rooms
H Block – Living rooms



1B



Horizontal slider with fixed frames

Feature in:
A Block – Kitchen
F Block – Family House
bedrooms front and rear



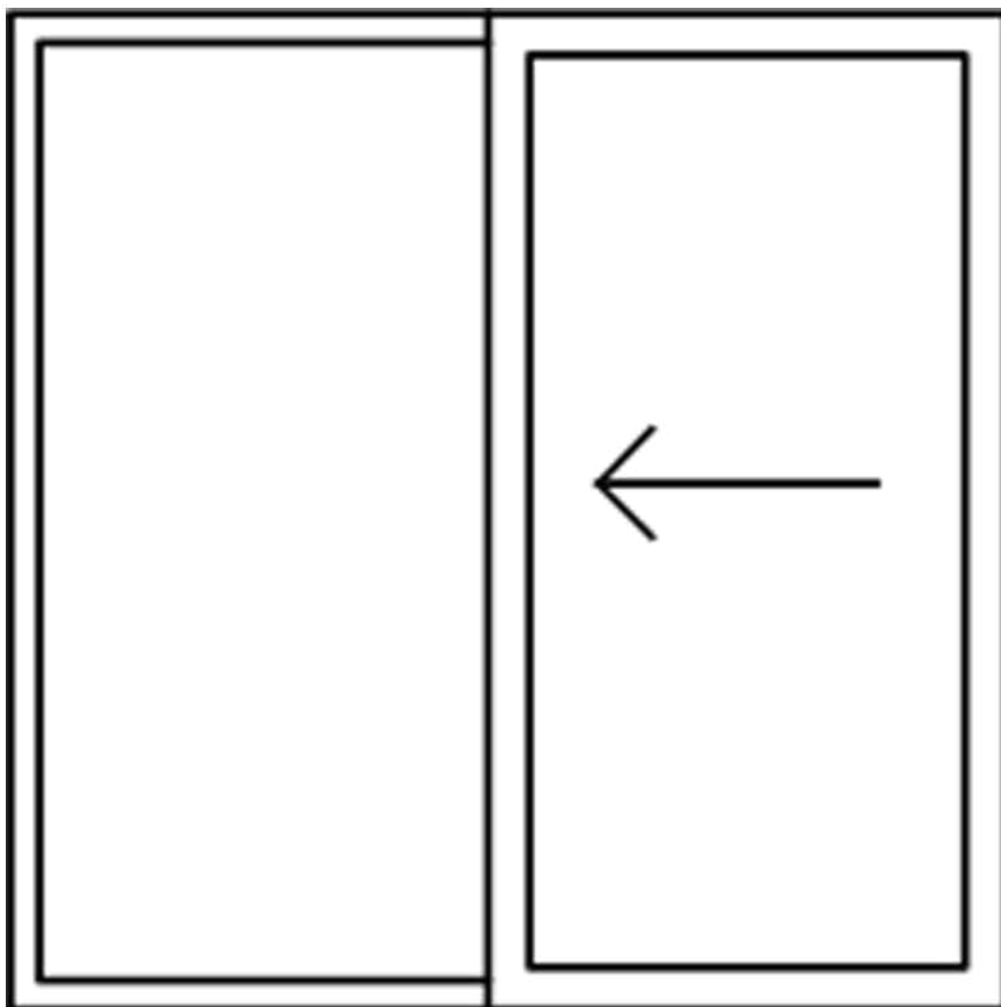
G Block – Family House bedrooms front and rear



H Block – Family House bedrooms front and rear



1D



Horizontal slider with fixed frames

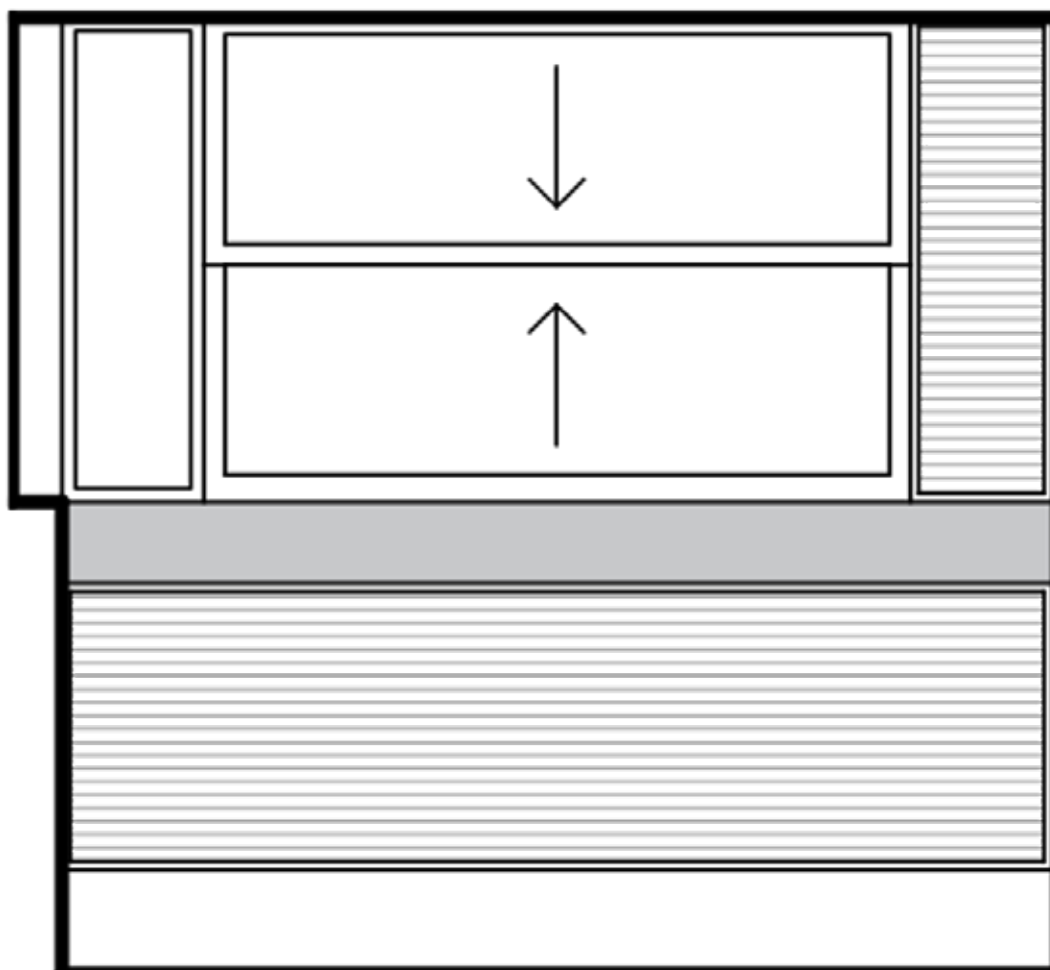
Feature in:
B Block – Penthouse flat bedrooms



C Block – Penthouse flat bedrooms

WINDOW TYPES
TYPE 2

2

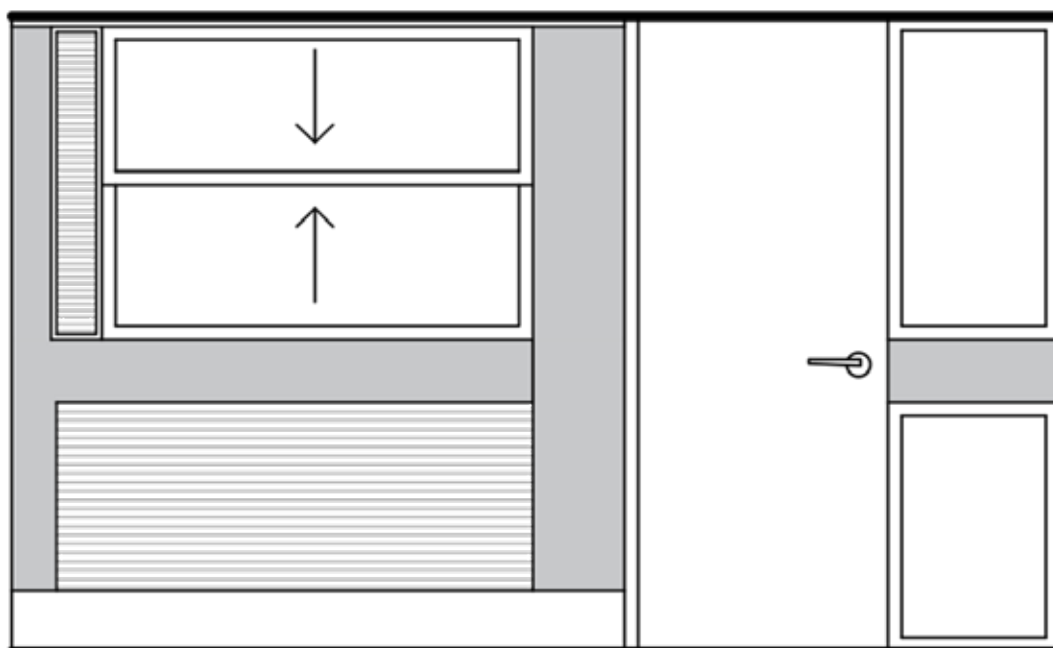


Kitchen window screens with vertical sliders and fixed window

Feature in:
F Block – Kitchen window
G Block – Kitchen window
H Block – Kitchen window



2A



Kitchen window screens with vertical sliders and integrated entrance door

Feature in:
E Block – Kitchen 1st, 2nd and 3rd floors



2B

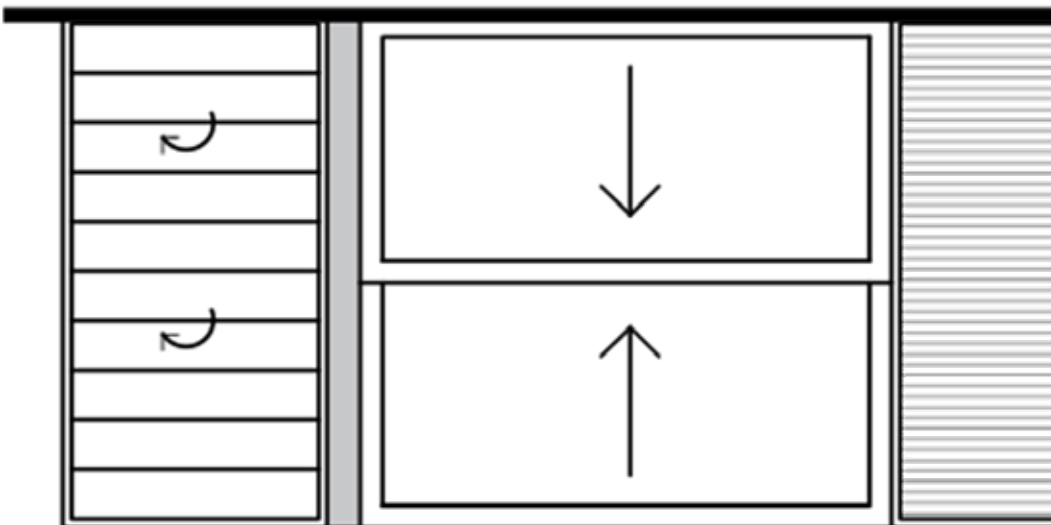


Full width screen of vertical sliders, aluminium louvres and glass louvres

Feature in:
B Block – TV room, 1st floor
kitchens
C Block – Ground and 1st floor
kitchens



2C

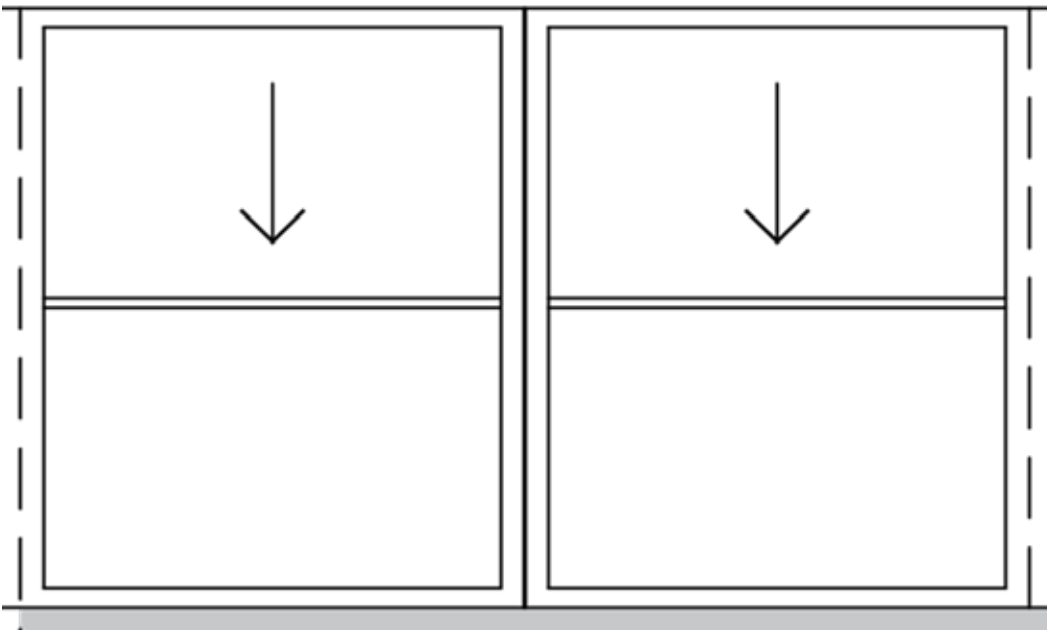


Half width screen of vertical sliders, aluminium louvres and glass louvres

Feature in:
B Block – Lower ground
C Block – Ground and 1st floor
kitchen rooms at corners



2D



Full bay width, full height vertical sliders, both panes glazed

Feature in:

A Block – Upper Ground, 1st and 2nd floor Library, Offices and Common Room



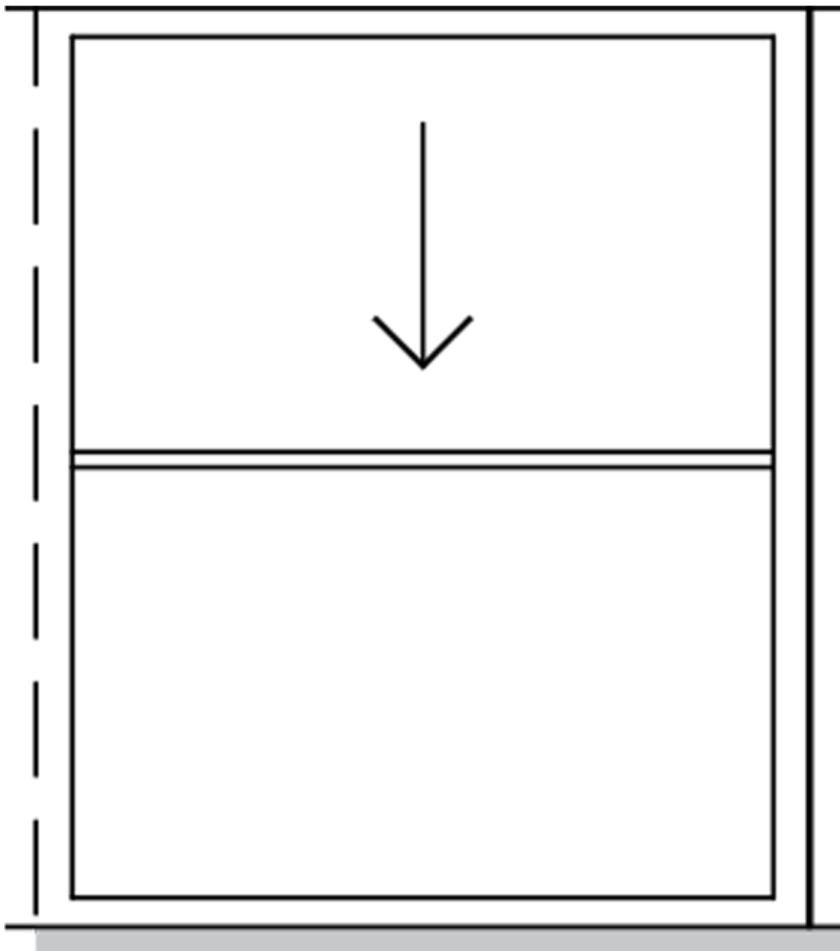
B Block – 1st and 2nd floor communal spaces



C Block – 1st and 2nd floor communal spaces



2E



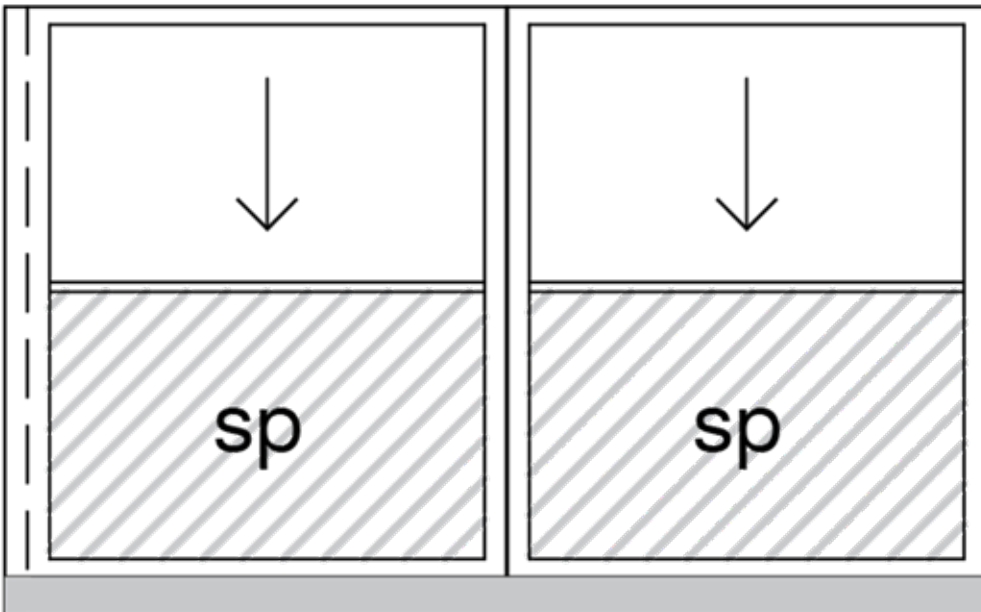
Half bay width, full height vertical sliders, both panes glazed

Feature in:

- A Block – Library Carrells overlooking Berlin Quad
- C Block – 1st and 2nd floor communal / dining spaces
- F Block – 1st floor overlooking promenade
- G Block – 1st floor overlooking promenade
- H Block – 1st floor overlooking promenade



2F

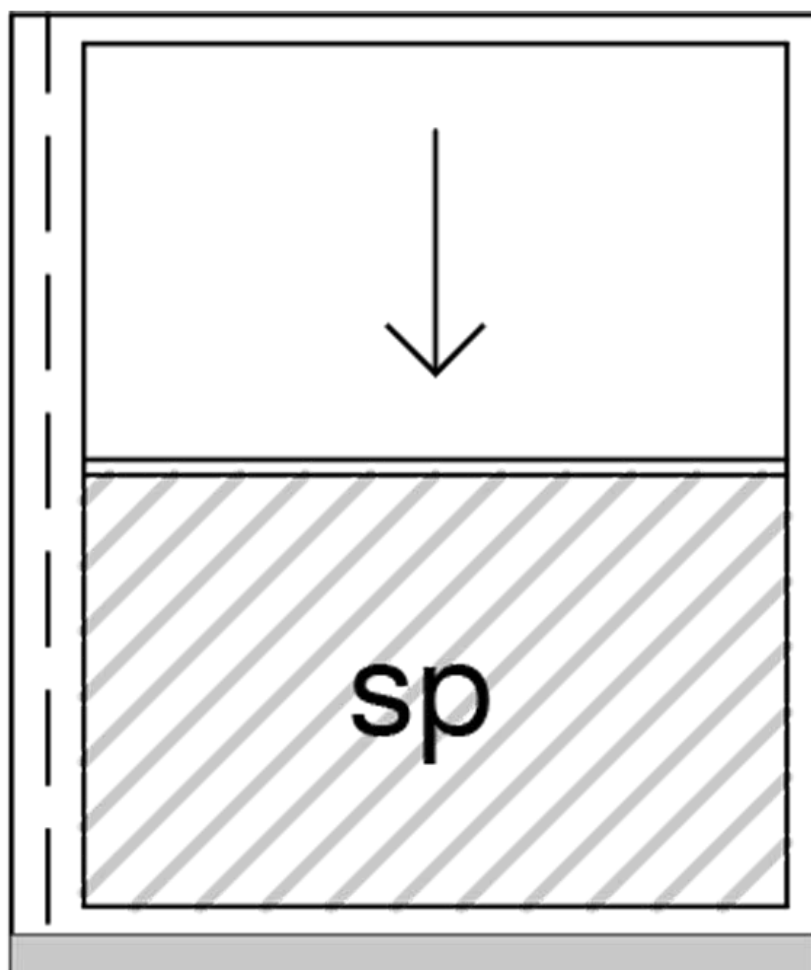


Full bay width, full height vertical sliders, upper panes only glazed

Feature in:
B Block – Lower ground, upper ground and 1st and 2nd floor kitchens
C Block – 1st and 2nd floor kitchens



2F1




Half bay width, full height vertical sliders, upper pane only glazed

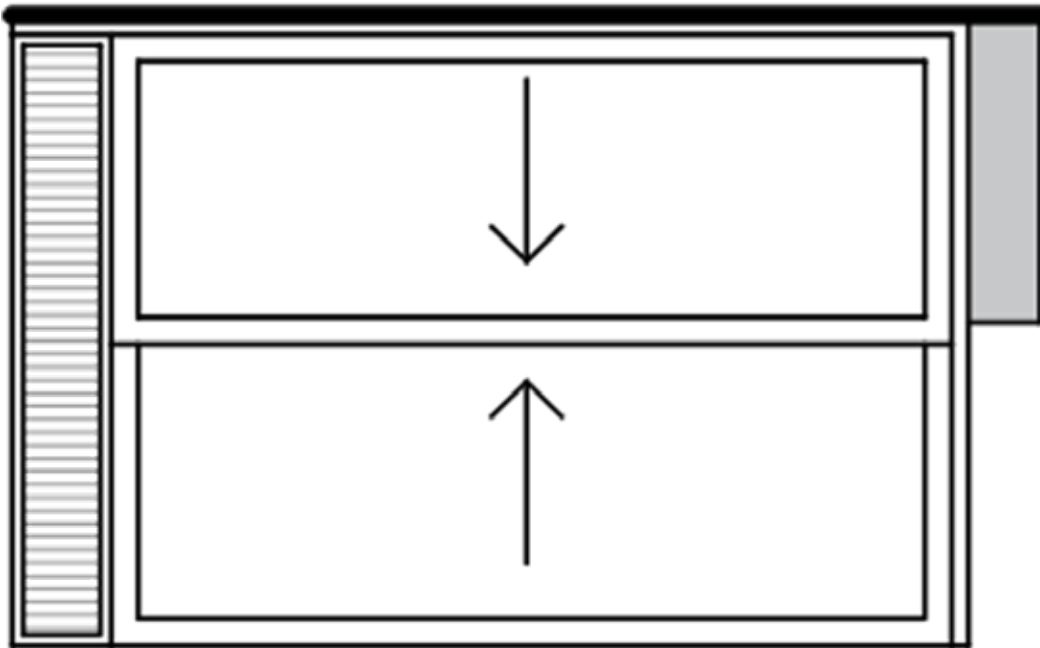
Feature in:

B Block – Lower ground and upper ground 1st and 2nd floor bathrooms and communal kitchens.

C Block – 1st and 2nd floor communal spaces



2G

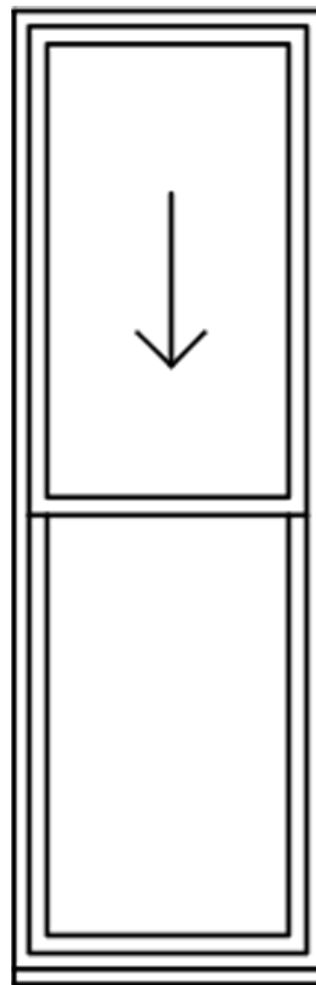


Penthouse kitchen vertical slider with aluminium louvres

Feature in:

- B Block – Penthouse kitchens
- C Block – Penthouse kitchens
- H Block – Ground floor end of block kitchen and family room

2H

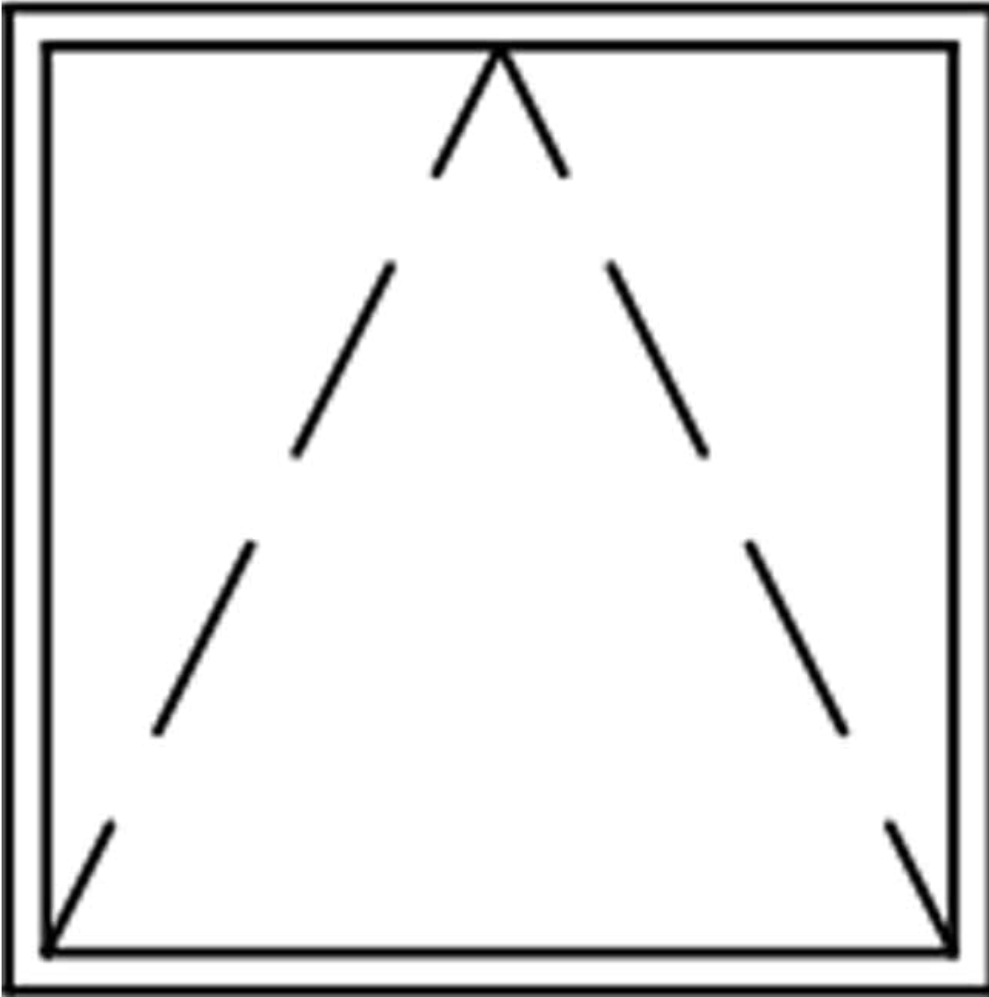


Full height slender vertical slider

Feature in:

- G Block – First floor overlooking the promenade
- H Block – First floor overlooking the promenade

TYPE 3
3



Top hung outward opening

Feature in:

- A Block – Kitchen staff room
- B Block - Penthouse WC roof lights
- C Block - Penthouse WC roof lights
- F Block - Bathroom roof lights
- G Block - Bathroom roof lights
- H Block - Bathroom roof lights





TYPE 4

4



Fixed lights

Feature in:

A Block - Ground floor circulation, staff and library rooms. 1st and 2nd floor common rooms

D Block - Ground floor Servery

F Block - High level in all bathrooms

G Block - High level in all bathrooms

H Block - High level in all bathrooms



4A



Fixed glazing over landing

Feature in:

F Block – First floor overlooking the northern promenade

G Block – First floor overlooking the northern promenade



H Block – First floor overlooking the northern promenade

TYPE 5
5



White painted ply with extractor

- Feature in:
- F Block - Bathroom
 - G Block - Bathroom
 - H Block – Bathroom

TYPE 6
6



Small glass on glass louvres

Feature in:

- A Block – Lower ground floor kitchen, 1st and 2nd floor corridors onto Berlin Quad and lower ground kitchen
- B Block – Lower ground floor bathroom, ground floor shower rooms
- C Block – 1st floor shower rooms
- C Block
- F Block
- G Block



H Block – Ground floor WC

TYPE 7
7



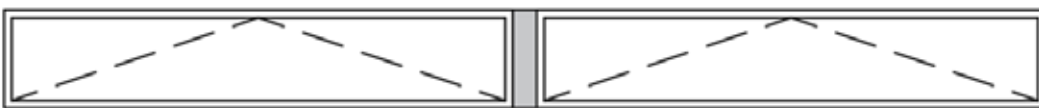
Bathroom high level windows

Feature in:
E Block – Ground, 1st and 2nd
floor bathrooms





TYPE 8
8



Top hung of varying sizes

Feature in:
A Block – Lower ground floor games room. Ground floor changing and library rooms. 2nd floor common room.



B Block – Lower ground floor TV room, bar and WC. Penthouse kitchens

C Block – Lower ground floor Staff room, gym and locker rooms. 1st floor bathroom. Penthouse bathrooms.

8A



Fixed panes of varying sizes

Feature in:

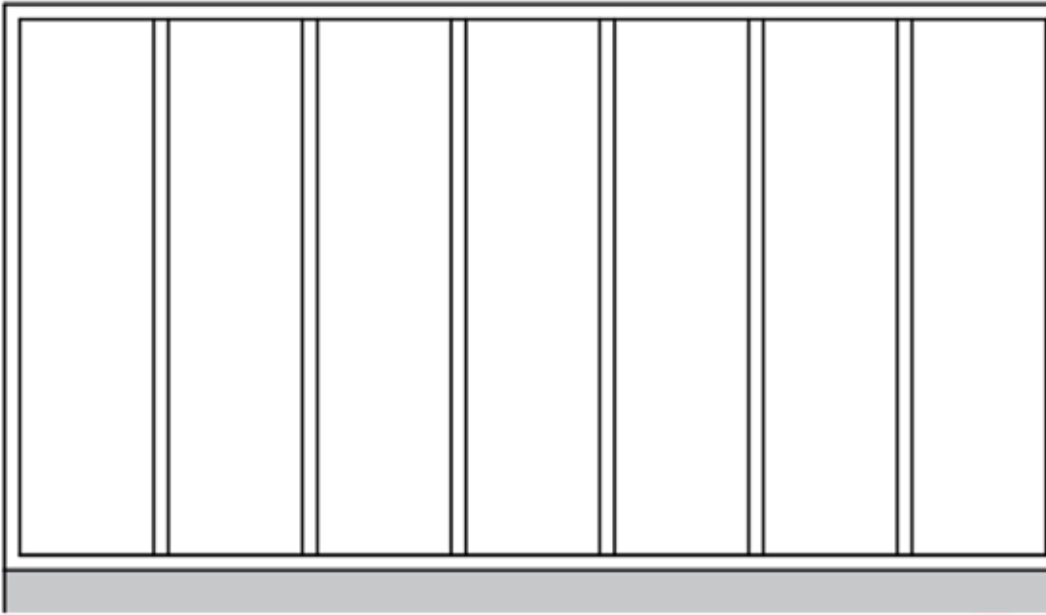
B Block – Penthouse kitchens



C Block – Penthouse kitchens

G Block – 1st floor overlooking courtyard

TYPE 9
9



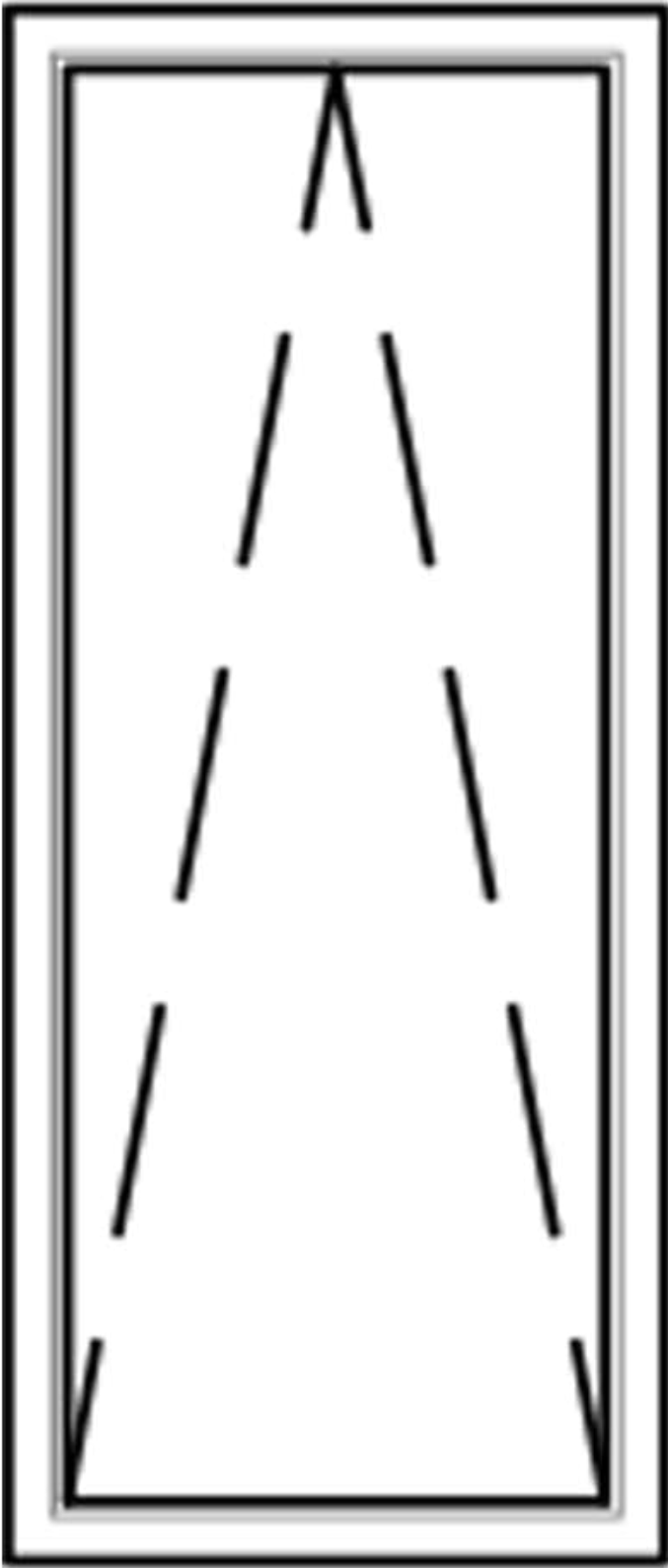
Repeating fixed full height panels, varying sizes

Feature in:
A Block - Berlin Quad 1st and 2nd floor corridors and stairs, Main Hall and Haldane Room, 2nd floor Common Room onto Balcony / Terrace area



A Block -Looking south east

TYPE 10
10



Roof lights

Feature in:
A Block - Fixed roof lights of Library

WINDOWS BY BLOCK

A BLOCK EAST ELEVATION

Full height vertical sliders



Single full height fixed pane and aluminium door with spreader bar between glazed upper and lower



SOUTH ELEVATION

Full height fixed panes



Bay width top hung opening at second floor



WEST ELEVATION

Half bay width top hung opening





Top hung large pane opening at south east corner



Half bay width top hung single pane openings with mitred protruding L bracket



NORTH ELEVATION



Full height fixed pane



BERLIN QUAD

Full height vertical sliders to south west and north elevations at first and second floor levels.



Full height rectangular pane in aluminium frames, glass on glass louvred openings behind pillars, at east, east of south and south of west elevations




**B BLOCK
NORTH ELEVATION**



Full height vertical sliders, lower panes of kitchen or bathrooms painted black on the reverse to shield units.



Half height vertical sliders with aluminium fixed louvres to kitchen and bathroom spaces on ground and first floors



Full height rectangular pane in aluminium frames



Full height panes in louvred fixed aluminium frames



Double bay width top hung opening at penthouse level.



SOUTH ELEVATION



Full height fixed pane at penthouse level. Full height horizontal sliding doors to balconies at all floors



**C BLOCK
EAST ELEVATION**



Full height horizontal sliding double doors on balconies at all levels of east elevation



Full height bay width fixed pane at second and third floors, connecting to elevator shafts.



NORTH ELEVATION

Full height vertical sliders, lower panes of kitchens or bathrooms painted black on the reverse to shield units at second and third floors



Full height rectangular pane in aluminium frames at second, third and penthouse levels



Full height fixed panels in louvred aluminium frames, separating the corridor from the courtyard at first floor level.



Half height vertical sliders with Aluminium fixed louvres and glass on glass opening louvres to kitchen and bathroom spaces on first floor.





WEST ELEVATION



Full height vertical sliders, lower original Powell and Moya panels of black to shield kitchen or bathroom units at second and third floors.



Half height vertical sliders with aluminium fixed louvres and glass on glass opening louvres to kitchen and bathroom spaces on the ground and first floors



**D BLOCK
WEST ELEVATION**



**E BLOCK
NORTH ELEVATION**



Full height fixed panels in louvred aluminium frames at first and second floors offering protection of corridor





Half height vertical sliders with aluminium fixed louvres on the ground floor. Beneath them bay width aluminium louvred panels with opening panel to serve kitchen refuse bins.



Half height fixed panes either side of central aluminium horizontal brace alongside front doors



Half bay width top hung openings at ground level serving toilet/bathrooms





Timber front doors to flats with aluminium fittings at all levels



SOUTH ELEVATION



Full height, bay width horizontal sliding panes forming doors to quad and balconies at all levels.






Balconies enclosed by canted tinted pane and concrete banister at first and second floors.



F BLOCK SUBTERRANEAN LEVEL CAR PARK

Area supported by concrete pillars and enclosed by steel panels with uprights painted black, limited visibility through the area from one side to the other due to vehicle/plant contents.









WEST ELEVATION

Two third bay width and height horizontal sliders at first floor level link the sitting room to the courtyard at the rear of the flats and feature internal timber bench seat.



Two third bay width horizontal sliders at second floor level to bedrooms, remaining part of window single fixed pane. A black aluminium facing panel covers the position of the block wall which separates each flat. Recessed from the principal windows the bathroom is lit by two fixed pane windows with a top hung third.



G BLOCK NORTH ELEVATION

Single top hung window opening overlooking promenade





SOUTH ELEVATION





Full height gate with vertical rails and single horizontal rail at mid height at second floor steel. Painted silver, likely to have been black originally.



WEST ELEVATION

Timber front doors to flats with aluminium fittings at first floor level facing courtyard.



Glass on glass louvered openings to bathrooms at first floor level, sized according to the width of the opening



Half height vertical sliders with aluminium fixed louvres to one side and fixed glass pane to the other at upper ground floor level. Beneath them bay width aluminium louvred panels with opening panel to serve kitchen refuse bins



EAST ELEVATION

Near full height horizontal slider from living room to rear courtyard at upper ground level. Internal timber bench seat.





Two third bay width horizontal sliders at first floor level to bedrooms, remaining part of window single fixed pane. A black aluminium facing panel covers the position of the block wall which separates each flat. Recessed from the principal windows the bathroom is lit by two fixed pane windows with a third top hung sing pane.



H BLOCK EAST ELEVATION

Glass on glass louvered openings to bathrooms at ground floor level, sized according to the width of the opening.



Half height vertical sliders with Aluminium fixed louvres to one side and fixed glass pane to the other at ground floor level. Beneath them bay width aluminium louvred panels with opening panel to serve kitchen refuse bins. Timber front doors to flats with aluminium fittings at first floor level facing courtyard



Two third bay width horizontal sliders at first floor level to bedrooms, remaining part of window single fixed pane. A black aluminium facing panel covers the position of the block wall which separates each flat.



Single vertical slider overlooking the northern promenade from the first floor of the northernmost flat.



NORTH ELEVATION

Single vertical slider above walkthrough, overlooking promenade.



WEST ELEVATION



Two third bay width horizontal sliders at first floor level to bedrooms, remaining part of window single fixed pane. A black aluminium facing panel covers the position of the block wall which separates each flat.





Bathrooms are lit by one fixed high level window



At ground level three quarter height horizontal slider from living room to rear courtyard. Internal timber bench seat.




SUBTERRANEAN CAR PARK LEVEL



Area supported by concrete pillars and enclosed by steel panels with uprights painted black, limited visibility through the area from one side to the other due to vehicle/plant contents.









Plant room at north of central bay between H and G blocks. At the bay's east extremity, the stairs from ground level to the plant room feature full height narrow panes, many of which are split by aluminium central brace and are all secured by bolted aluminium angle bracing

