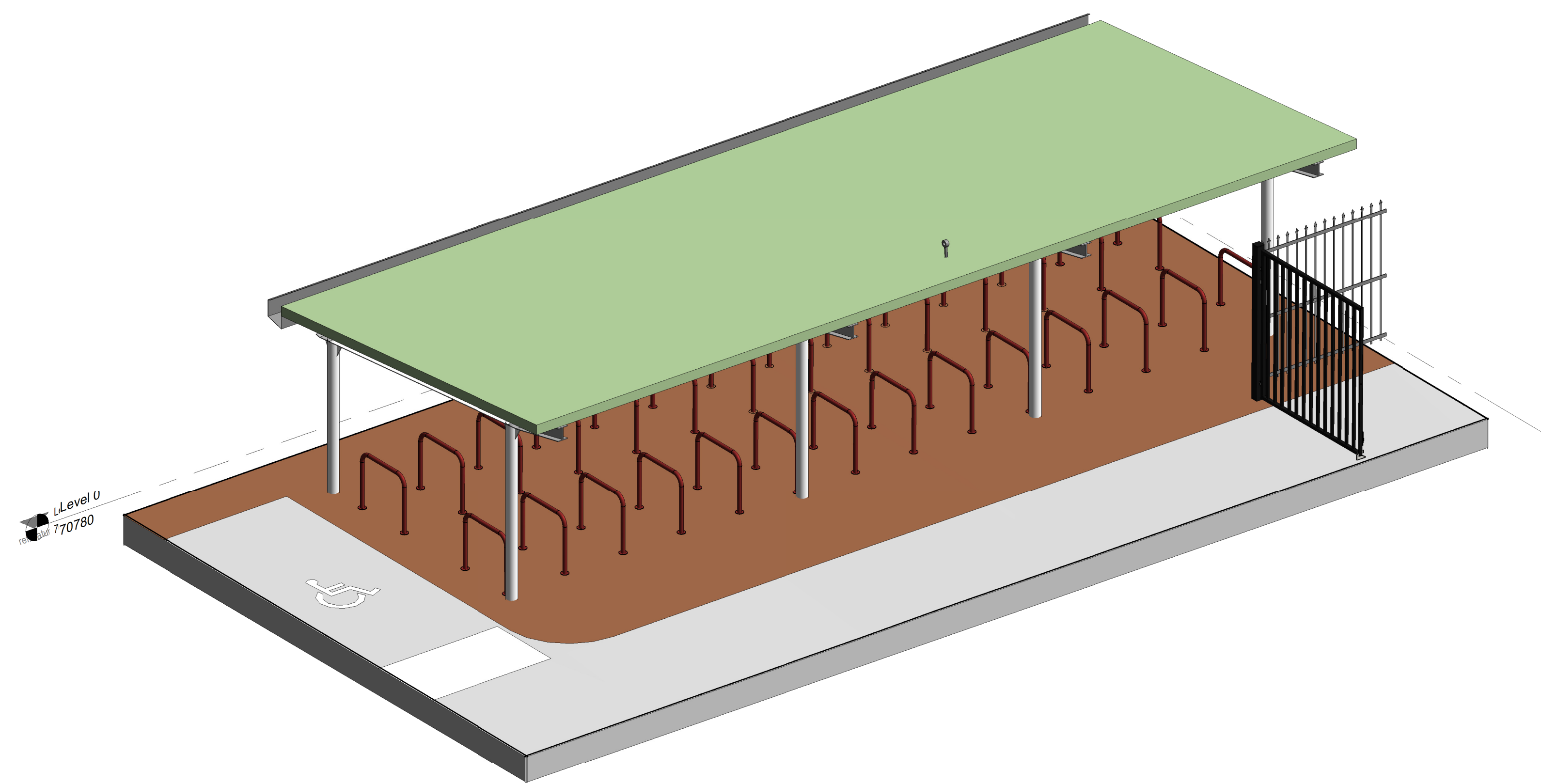
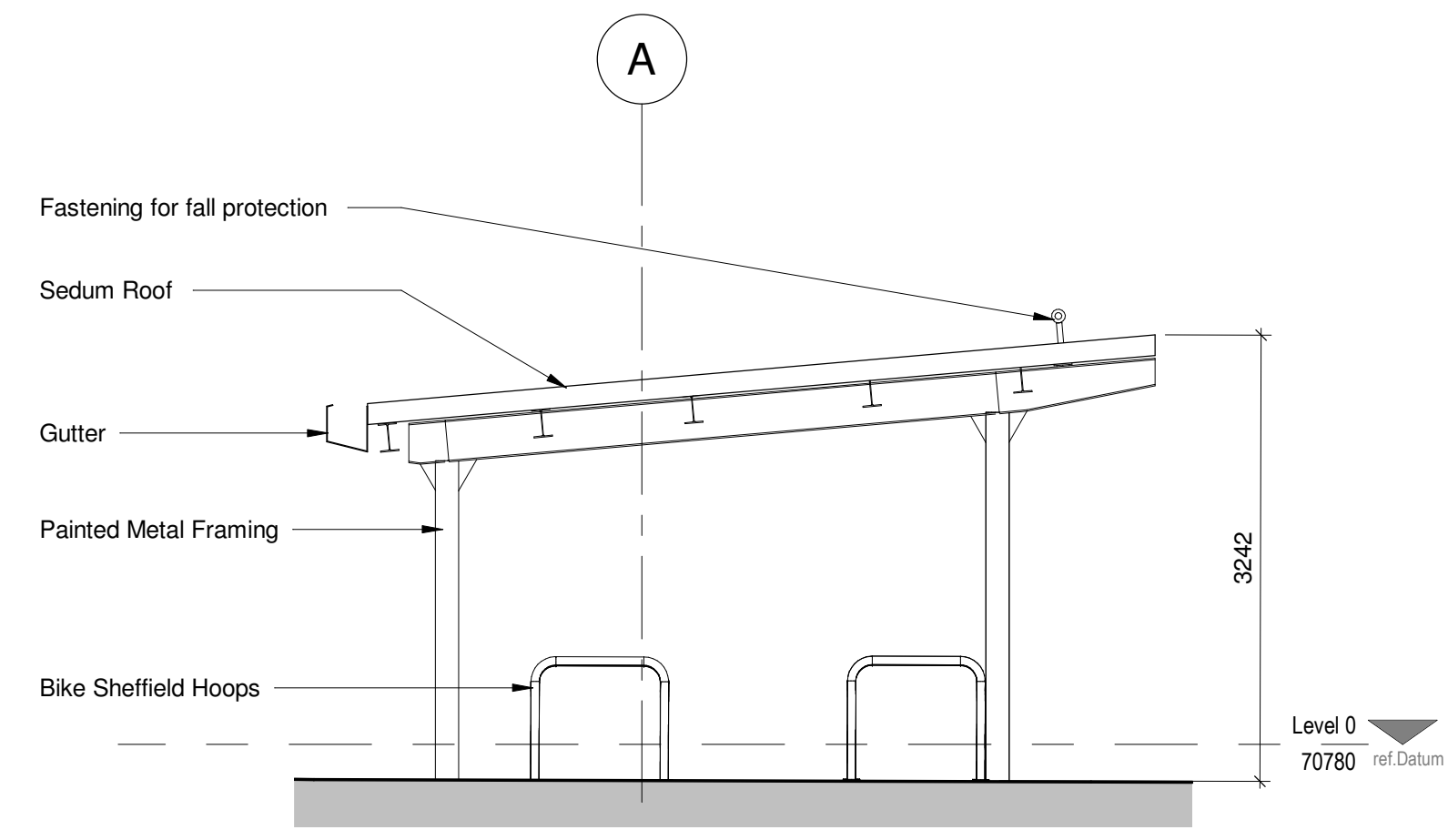


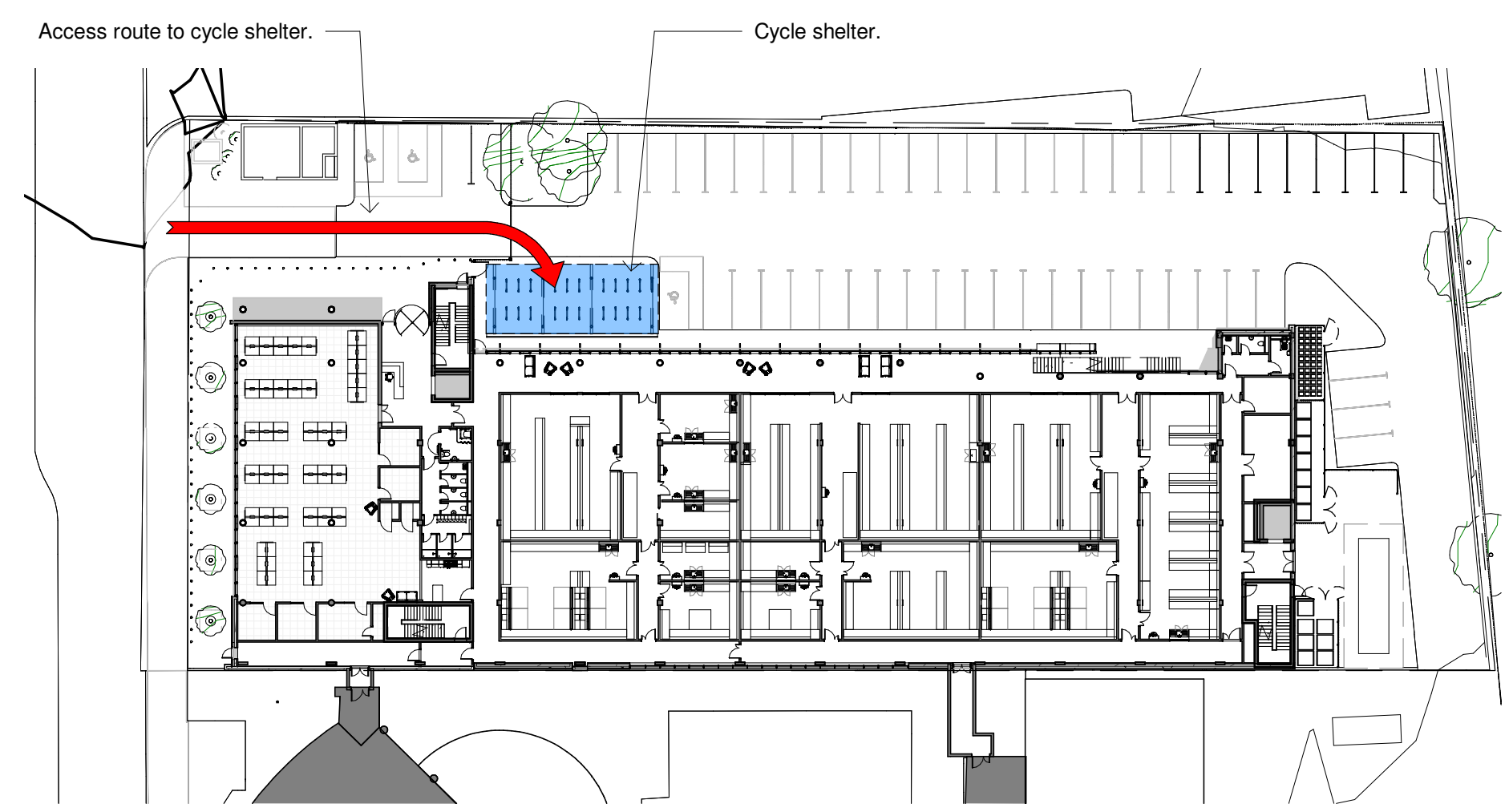
1 Bike Shelter Plan
1 : 50



3 Bike Shelter Axi



2 Bike Shelter Section
1 : 50



4 Cycle shelter location
1 : 500

Notes
The Contractor to check all dimensions and conditions on site before commencing. Do not scale from this drawing.
This drawing remains the copyright of FAIRHURSTS DESIGN GROUP.

Scale Bars TO BE USED ONLY AS GUIDANCE

1:100	mm	0	1000	2000	3000	4000	5000
1:200	mm	0	1000	2000	3000	4000	5000
1:500	M	0	5	10	15	20	25
1:1250	M	0	10	20	30	40	50

Rev	Description	By	Date
P01	Issued for Planning	AMA	29/01/21

Project Status
PLANNING

Drawing Status
This information, whether drawn or as a data file, is copyright and issued strictly for use on the project for which it is provided

Client / Project
T-SQUARED
WIC HOUSE DEVELOPMENT

Drawing
Proposed Cycle Shelter

Date	29/01/21	Scale	As indicated	@ A1
Drawn By	PS	Drawn By	PS	Checked
Checked		Checked		MCA

Manchester:
55 King Street
Manchester M2 4LQ
+44 (0)161 851 7300

Southampton:
Minor Park
Minstead
Southampton SO43 7FY
+44 (0)23 8081 7900

Cambridge:
CB1 Business Centre
20 Station Road
Cambridge CB1 2JD
+44 (0)1223 863 868

www.fairhursts.com

7682-08119	Status	Rev	P01
7682-FDG-XX-00-DR-A-08119-P01			

7682-FDG-XX-XX-MS-A-0001
29/01/2021 13:29:16
A1L