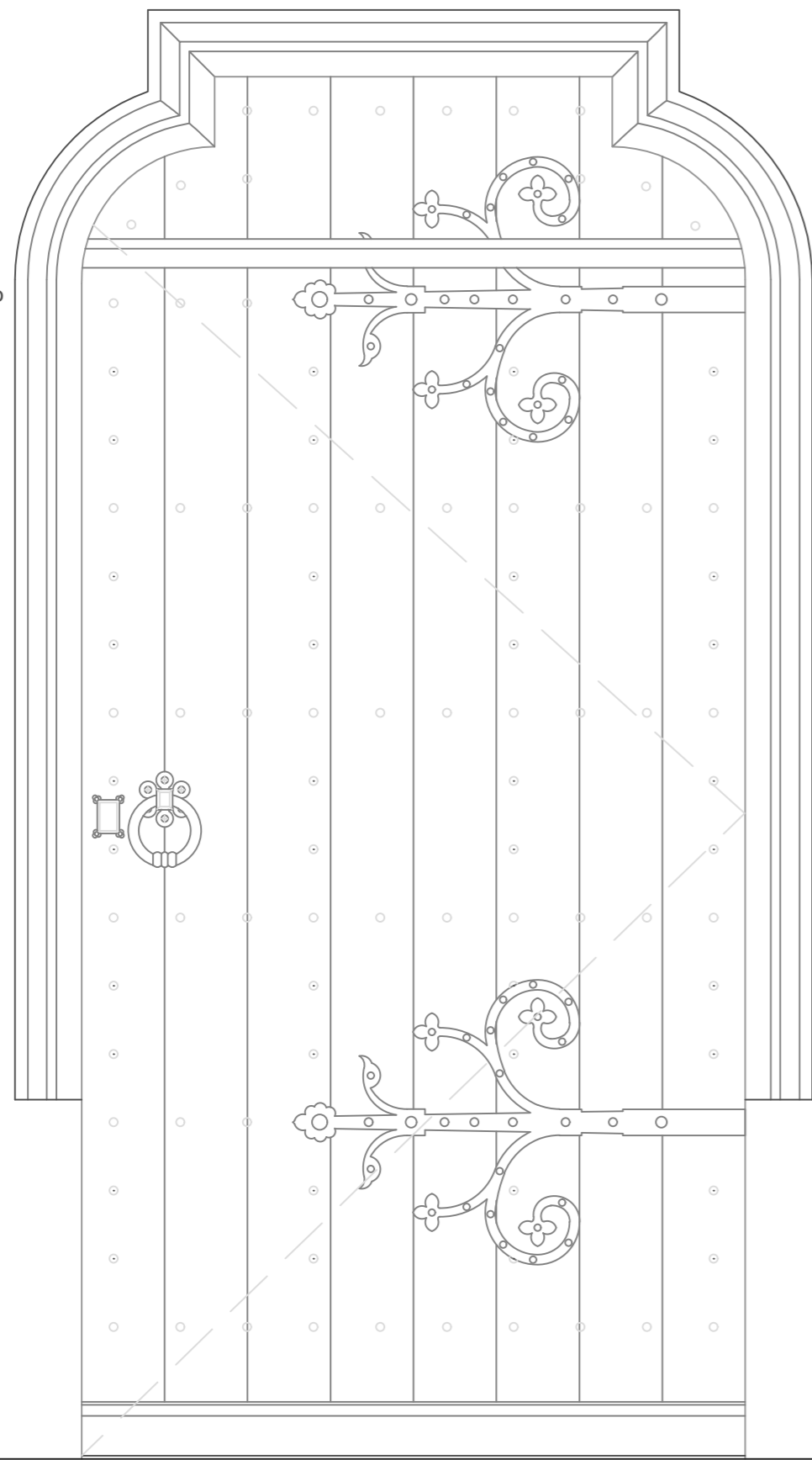


NOTES:

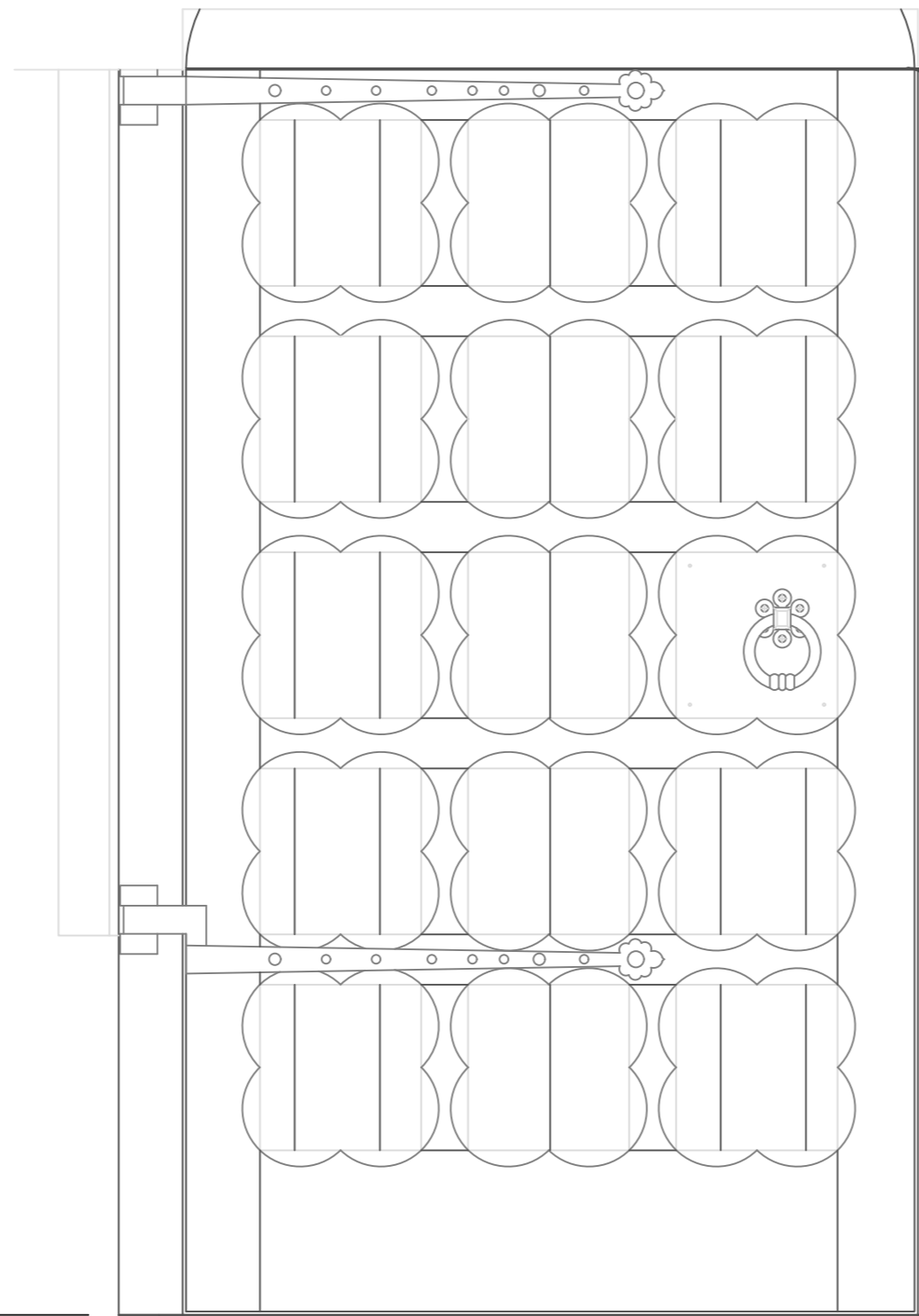
All dimensions and profiles indicative only. To be verified on site.

Drawing is to be read in conjunction with Door Schedule.

Timber boarded door with flat arch to head, decorative panel to the rear with cut out sections.

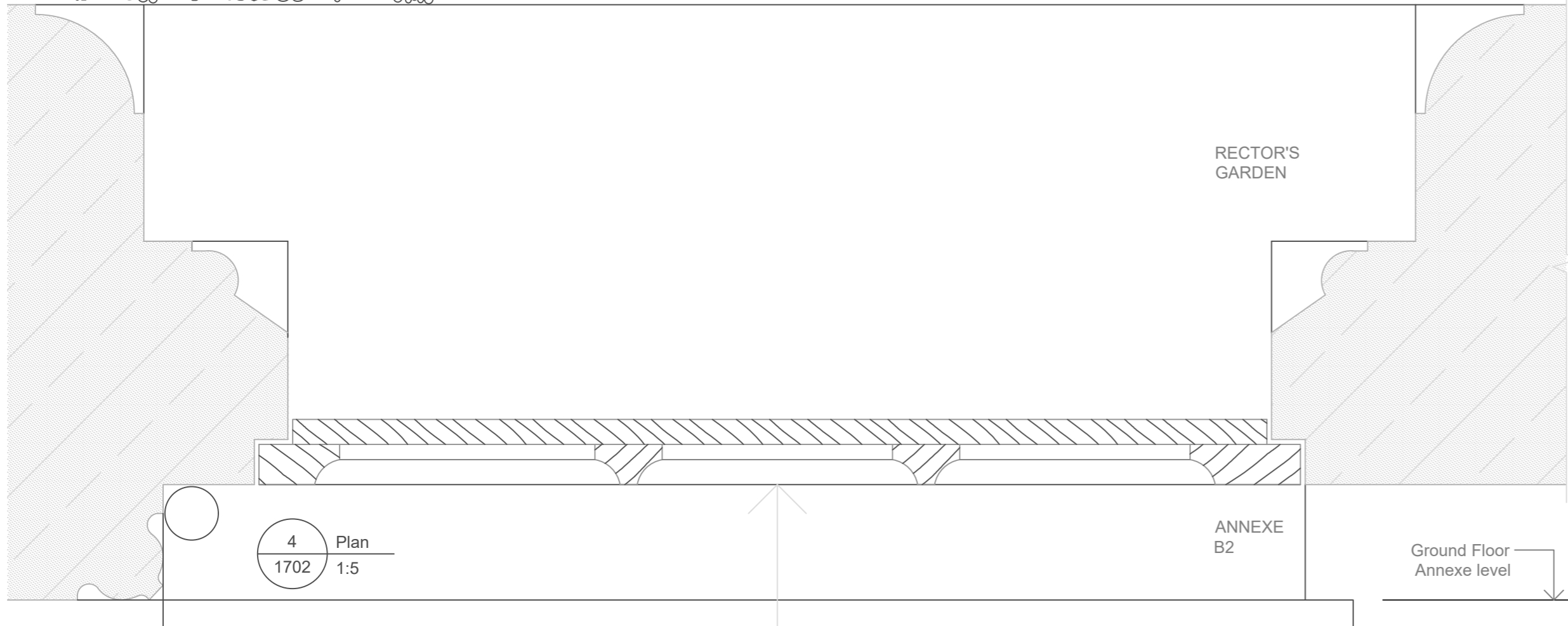
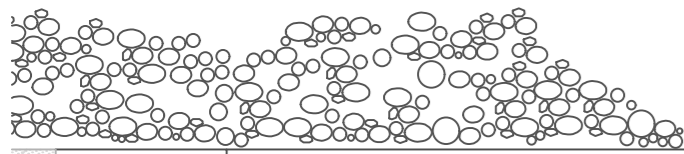


1 External Elevation
1702 1:10



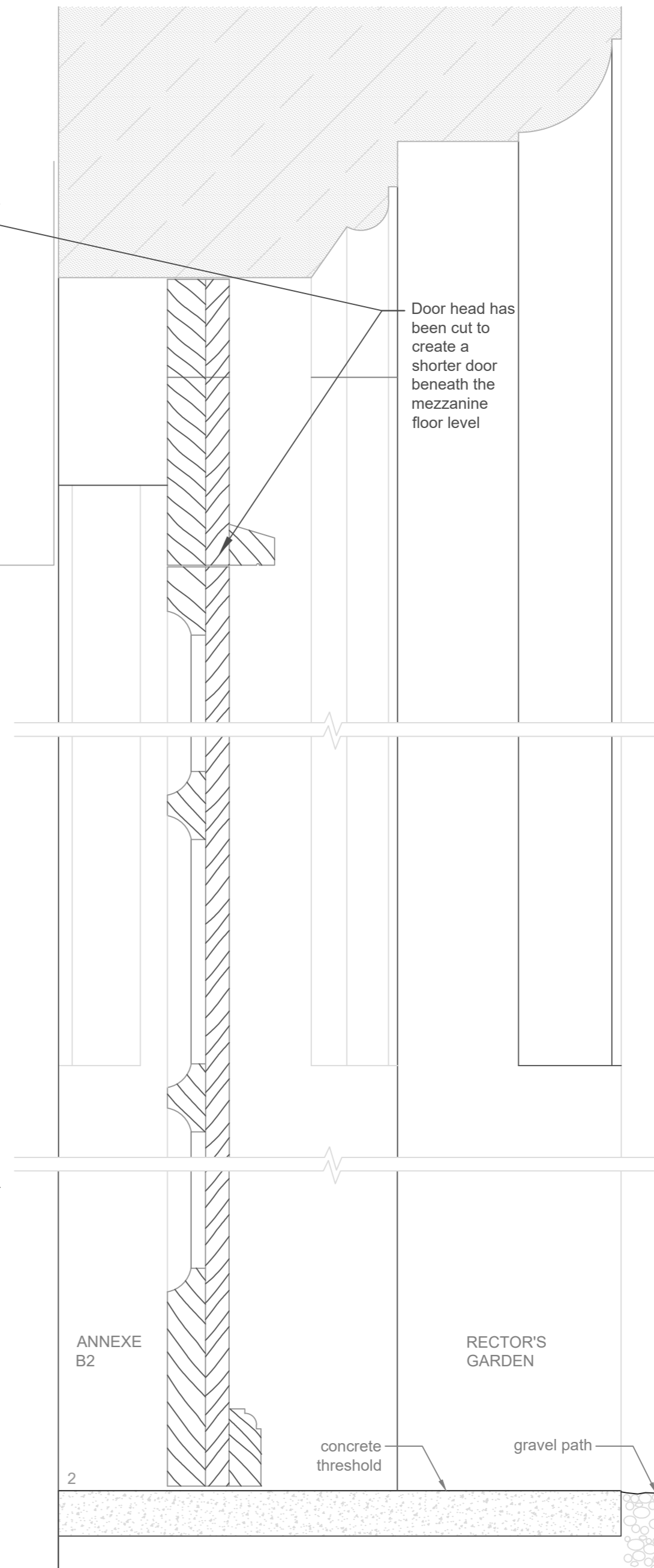
2 Internal Elevation
1702 1:10

Ground Floor Annexe level



4 Plan
1702 1:5

Ground Floor Annexe level



Door head has been cut to create a shorter door beneath the mezzanine floor level

3 Vertical Section
1702 1:5

0 50 100 250
Scale 1:5 mm

0 100 200 500
Scale 1:10 mm

- Notes
- Any dwg format drawing is to be read in conjunction with and at the scale of the accompanying pdf.
 - Where colours other than black or grey are used, the drawing must be plotted in colour.
 - For status 'C' (Construction) drawings all dimensions are to be checked on site by the contractor, scaling is for Local Authority purposes only.
 - Unless otherwise indicated, all dimensions are in millimeters.
 - All information on this drawing is to be read in conjunction with the relevant Donald Insall Associates specification and trade contractors' drawings and information by specialists.
 - In the event of any discrepancy, please contact us immediately.
 - This drawing may contain survey information by others and is to be used solely for the purposes for which it was issued.
 - These are uncontrolled documents issued for information purposes only. If you have any queries regarding the drawings, please contact DIA immediately.
 - Please note DIA cannot be held responsible for any errors arising from changes made to an uncontrolled dwg file.
- © 2019 DONALD INSALL ASSOCIATES LTD

Drawing Status		
F Feasibility	B Building Control	T Tender
S Sketch Design	D Developed Design	C Construction
P Planning	M Measurement	R Record

Rev	Date	Dwn	Auth	Revision
0	29.01.2021	SXD	LSB	Initial Issue

Exeter College Library
Oxford

Existing Doors
Annexe DG6

Project	EXCO.01	No	1702
Scale (A2)	1:5, 1:10	Status	P
		Revision	0

Donald Insall Associates
Chartered Architects and Historic Building Consultants

2 Queen's Parade, Bath BA1 2NJ
(+44) 01225 469 898
bath@insall-architects.co.uk