



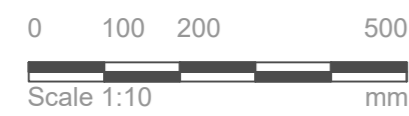
NOTES:

All dimensions and profiles indicative only. To be verified on site.

Drawing is to be read in conjunction with Door Schedule.



1 External Elevation
3200 1:10




2 Internal Elevation
3200 1:10

Door to be extended to allow for a level threshold by splicing in new timber boards. Timber moulding to be extended and replicated on internal face. All stained to match existing

New door head to be created by splicing in new sections of boarding which will be stained to match existing door. Existing timber moulding to be replicated to reverse of door

Ground Floor Annexe level




4 Plan
3200 1:5

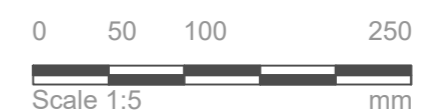
RECTOR'S GARDEN

ANNEXE B2

Ground Floor Annexe level



3 Vertical Section
3200 1:5



ANNEXE B2

RECTOR'S GARDEN

Level access to Annexe north entrance

- Notes
- Any dwg format drawing is to be read in conjunction with and at the scale of the accompanying pdf.
 - Where colours other than black or grey are used, the drawing must be plotted in colour.
 - For status 'C' (Construction) drawings all dimensions are to be checked on site by the contractor, scaling is for Local Authority purposes only.
 - Unless otherwise indicated, all dimensions are in millimeters.
 - All information on this drawing is to be read in conjunction with the relevant Donald Insall Associates specification and trade contractors' drawings and information by specialists.
 - In the event of any discrepancy, please contact us immediately.
 - This drawing may contain survey information by others and is to be used solely for the purposes for which it was issued.
 - These are uncontrolled documents issued for information purposes only. If you have any queries regarding the drawings, please contact DIA immediately.
 - Please note DIA cannot be held responsible for any errors arising from changes made to an uncontrolled dwg file.
- © 2019 DONALD INSALL ASSOCIATES LTD

Drawing Status		
F Feasibility	B Building Control	T Tender
S Sketch Design	D Developed Design	C Construction
P Planning	M Measurement	R Record

Rev	Date	Dwn	Auth	Revision
0	29.01.2021	SXD	LSB	Initial Issue

Exeter College Library
Oxford

Repairs to Existing Door
Annexe DG6

Project	EXCO.01	No	3200
Scale (A2)	1:5, 1:10	Status	P
		Revision	0

Donald Insall Associates
Chartered Architects and Historic Building Consultants

2 Queen's Parade, Bath BA1 2NJ
(+44) 01225 469 898
bath@insall-architects.co.uk