Existing front elevation 1:50

Existing rear elevation 1:50

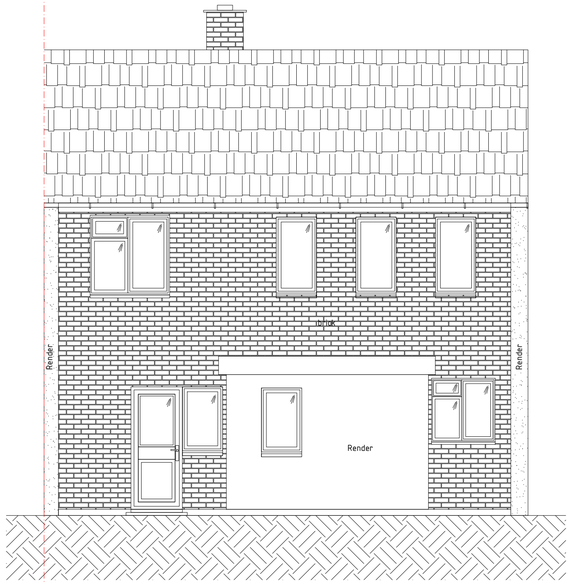

Existing side elevation 1:50

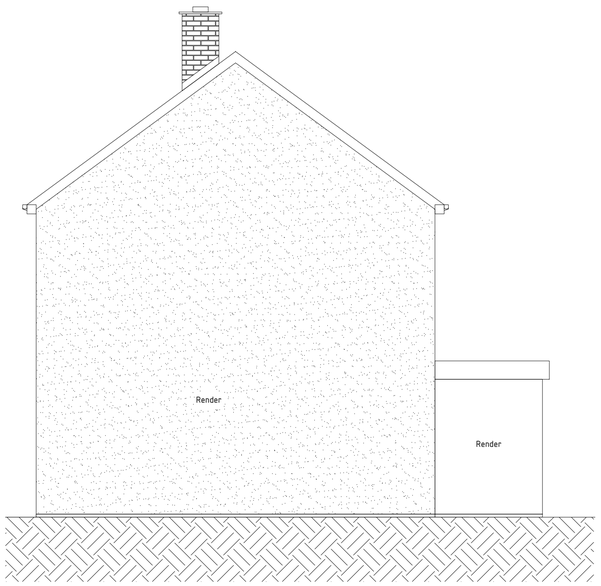

Existing side elevation 1:50

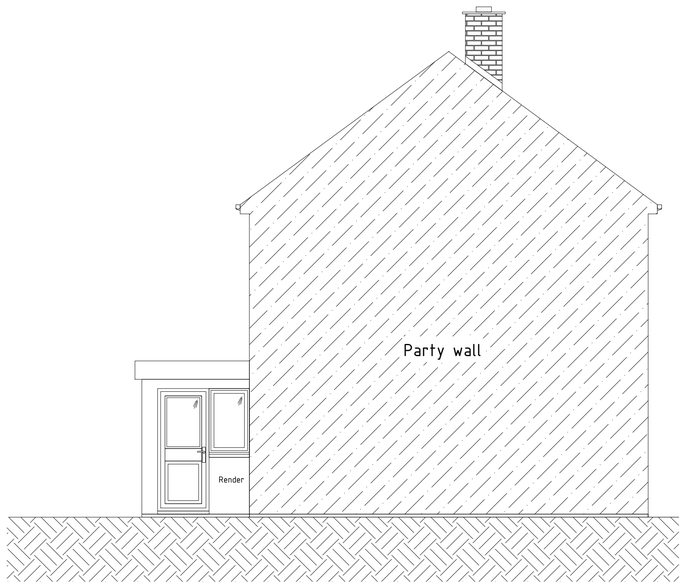

0 1 2 3 4 5

Revisions.	Date.	Approved.

DEMOLITION / TEMPORARY WORKS
All temporary works are to be designed by main contractor. All temporary works designs are to take account of propping loads shown on the plan and also any lateral eorces that may affect the stability of the structure during demolition. The contractor should submit a risk assessment and method statement in accordance with the CDM regulations for the approval of the planning supervisor.

Priory to any demolition works taking place the main contractor is to identify the following:

1. The presence of any underground culverts.
2. Any underground and overhead services (water, electric, gas and sewerage).
3. The location of any underground cellars or storage tanks.

All dimensions checked on site by contractor

Notes:

THIS DRAWING IS TO BE CHECKED & VERIFIED BY THE CONTRACTOR PRIOR TO WORK COMMENCING ON SITE & ANY DISCREPANCY OR QUERY SHALL BE IMMEDIATELY REPORTED & RESOLVED BEFORE PROCEEDING WITH CONSTRUCTION.

Drawing Description: *Existing elevation*

Site: *103 Normandy Crescent*
Oxford
OX4 2TQ

Client: *Mrs Tomasz Stepak*

Date: 20/02/2021 **DWG NO:** *PPPWExEL/103/NC/02/21*

Scale: 1:50 (as noted @A1) **Draw:** *T.Zadrozny*

This design remains copyright to Tomasz Zadrozny. Changes should be queried with the designer. Please check you are working off the most recent version of the plan. It is the responsibility of the crew members to ensure they are installing this rig to the appropriate safety standards. The designer is not responsible for this rig being installed incorrectly or unsafely. It is strongly recommended to verify all measurements on site.
This drawing has been produced for Planning purposes only and should not be used for any other purpose. This drawings may be subject to amendments whilst seeking approvals from Local Authority. Work undertaken priory to consent is done so at client risk. Any surveyed information incorporated within this drawings cannot be guaranteed as accurate unless confirmed by fixed dimension check.

WWW.TOMPLAN.CO.UK
ARCHITECT DRAWING SERVICE