

Flooring Type:

1. wooden floor at entrance behind entrance doors - All hardwood flooring there or engineered flooring. Engineered flooring would be sympathetic to the historic requirements of the building and would provide longevity and ease of procurement..



Examples of the range of colours available -

<https://www.woodfloorwarehouse.co.uk/engineered-wood-flooring>

The “reception” area does not have a great amount of natural light to it. Any natural light will be ‘borrowed’ passing through each office suite and into the corridors via the glass blocks used on the office suites corridor walls. A light colour is to be used, it would help reflect the light around and create a feeling of space as you walked into this area.

Regulated by RICS



"Reception Area"

Glass brick used in feature brick wall to reception. Bricks would be seen to be illuminated in reception from the light in the office suite behind the feature brick wall.



The glass blocks as shown on the corridor pictures are a standard type of product. The purpose in using them is to allow natural light to pass into the corridors and through into the centrally located offices. The central offices do not have any external walls so would rely entirely on borrowed light. Clearly, there will be electric lighting, but natural light makes for a more attractive workplace.

There are various types of glass block available from fully transparent and opaque finishes. Glass block is a hard wearing material, and is very resistant to impact damage.




Example: Standard glass block with satin finish on both sides. Satin finish as a wall installation



Example: Standard glass block with frosted finish.

Both offer privacy, the satin finish block offering a higher level of privacy than the frosted block. Frosted finish will allow a higher level of light transmission through the material, which would make for a brighter corridor area.



Example View along the corridor leading from reception area, from the kitchen

2. Corridor and throughout offices: Heckmondwike carpeting <https://heckmondwike-fb.co.uk/products/supacord/>

Heckmondwike produce a range of commercial carpeting and are a well known manufacturer. Their SupaCord range is a hardwearing product, is readily available and comes in a wide range of colours. It is used in schools and offices which are both high traffic areas. Supacord comes as both a roll or as tiles. Tiles have the advantage of being removable, so tiles in areas of high traffic can be swapped around with tiles from areas of low or no traffic, thus prolonging their life.





Internal Studio view

3. Toilets: Non-Slip Vinyl Flooring

It would be recommended to lay an anti-slip, waterproof flooring to the toilets area. Thus protecting the buildings original floor. Polyflor is hardwearing, readily available and comes in a vast array of colours and finishes.

<https://www.polyflor.com/jh/products.nsf/products!open&family=saf&prodcode=ec1>

Polyflor comes in sheet form and is bonded to the floor substrate. An advantage of this type of flooring is the ability to create an upstand, so instead of having a skirting board, you have a continuous and sealed waterproof vinyl upstand instead of a traditional skirting. This provides a tank system should an accidental leak from the toilets/sinks occur.



Vinyl coving/upstand



Elmwood

4520 



Ash Grey

4540 



Cool Aqua

4570 




Storm Blue

4560 



Autumn Beige

4140 



Silver Birch

4020 



Cedar Blue

4060 



Lilac Blue

4580 



Maple Fawn

4030 



Alpine Green

4110 



Arctic Blue

4130 



Nordic Grey

4090 



Antique Copper

4120 



Redwood

4040 



Twilight

4490 



















































Black Walnut

4150 

Polysafe standard PUR flooring colour range.

























<https://www.polyflor.com/jh/products.nsf/products!open&family=saf&prodcode=FXSC283>

?


 	 
Mocha 5222 	Cappuccino 5224 
 	 
Rock Salt 5231 	Monsoon 5226 
 	 
Glacier 5225 	Americano 5234 
 	 
Pebble Shore 5233 	Duck Egg 5235 
 	 
Sea Breeze 5227 	Midnight Blue 5238 
 	 
Pacific Blue 5228 	Azure 5229 
 	 
Rich Black 5236 	Neptune 5239 
 	 
Lemon Drizzle 5241 	Berry Red 5232 

Below, the Polysafe Wood FX vinyl flooring. - Will tie in nicely with wood veneered doors to the WC's


<https://www.polyflor.com/jh/products.nsf/products!open&family=saf&prodcode=fmiwr62>

	
Oiled Oak 3374 	Sun Bleached Oak 3372 
	
Silver Oak 3357 	Roasted Lined Ash 3375 
	
Tropical Pine 3376 	American Oak 3387 
	
Warm Beech 3297 	Rustic Oak 3337 
	
Classic Oak 3107 	European Oak 3347 
	
Aged Oak 3373 	Nero Oak 3371 

4. Indicative images of proposed Kitchen fit-out









The above is a Howden's standard kitchen range, with gloss, handleless slab front doors. This is to be teamed with industrial style energy efficient LED lighting, to give a modern, but vintage feel that is in keeping with the historic nature of the building.





The kitchen benching to be bespoke manufactured from sanded scaffold planks and use a Key-Klump framing arrangement for support. This will complement the industrial feel of the office space.



Above is an indication of kitchen arrangement.

Internal Doors

The internal doors to be flush doors with standard ironmongery. The range of doors available is considerable. Premdor are a large manufacturer and offer a good range, and they are widely available. <http://www.premdor.co.uk/internal-doors>



Premdor flush door finishes range

The walnut doors add a warmth to a minimalist colour scheme, and can tie in with an Engineered Timber floor colour and carpet colour. These could also be fitted to the WC's and a complimentary wood effect non-slip vinyl flooring utilised. (see colour palette noted earlier from Polyflor)



Ironmongery: proprietry brushed stainless steel product.

<https://www.carlislebrass.com/>

Internal Decoration.

Plasterboard walls and ceiling

White ceilings; feature areas of colour on walls, but generally white.

Art work to walls. Photographs of Manchester. Entrance lobby could be up on rotation for displaying artwork.

Exposed Ironwork (RSJ's and Cast Iron Columns)

These will form features within the overall scheme. To and will be in a dark to mid grey contrasting colour to the white walls. To draw attention to the historic nature of the building.