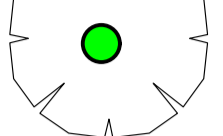
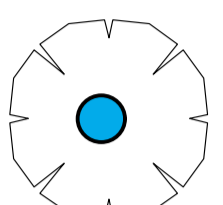
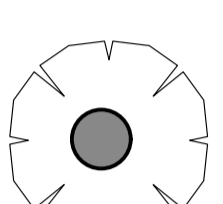
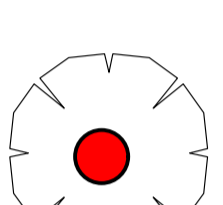
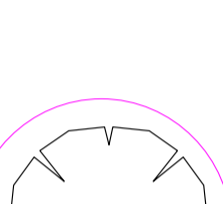
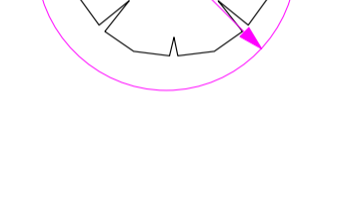



KEY

- GOOD TREES A 
- MODERATE TREES B 
- POOR TREES C 
- DEAD/WEAK TREES TO REMOVE U 
- TREE ROOT PROTECTION AREA (RPA) 
- INDICATIVE TREE PROTECTION BS5837.2012 - p21 fig 3 - 2.1m Heras mesh fencing on rigid stabilised strut 
- TEMPORARY SPECIAL GROUND PROTECTION - contractors pedestrian access - to det construction eng layout approved AMS - planning condition (Side butted scaffold boards on compressible layer/ platform above ditch - see diagram - max 2m width) 



DRAFFIN ASSOCIATES
 Landscape, Environmental & Urban Design Consultants
 The Studio, Gables, Lower Walsingham Road, Crowthorne, Berkshire RG45 6DB
 Tel: 01344 350011 Email: info@draffin.co.uk www.draffin.co.uk
 © Copyright Draffin Associates

land at Blackthorne Cottage
 Chawridge Lane Winkfield SL4 4QR

Indicative Tree Protection (ITP)
 overlay on DLS topo survey 11/20
 + Tony Day Architects 2 unit layout

Scale: 1:200@A3 Date: 2/21 Drawn: Planning
 Job no: 790 Drawing no: 790/02 Revision: