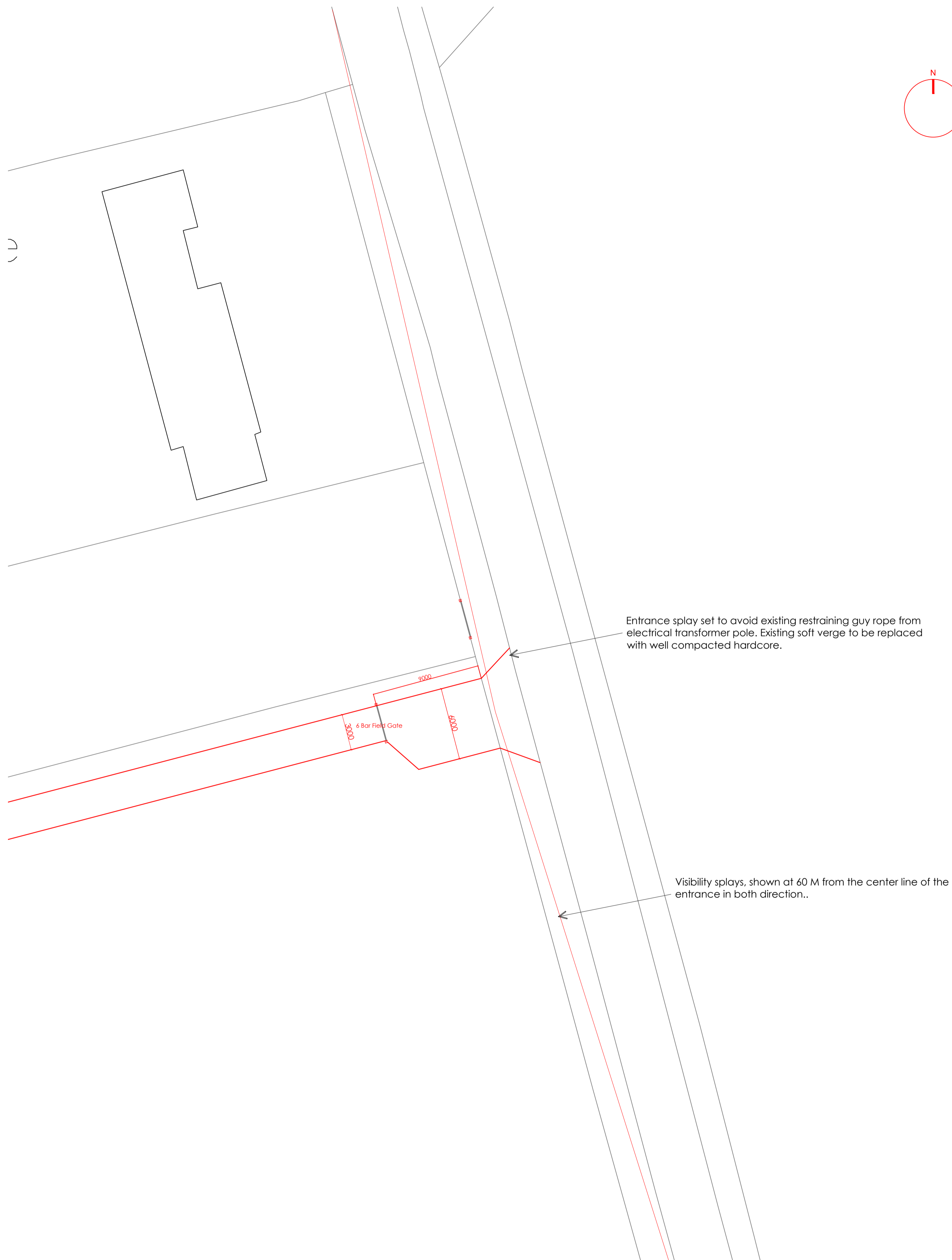

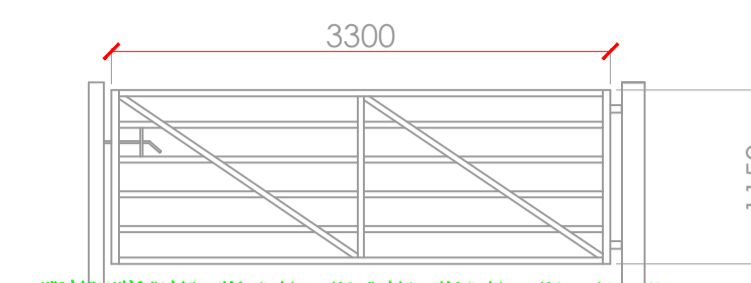


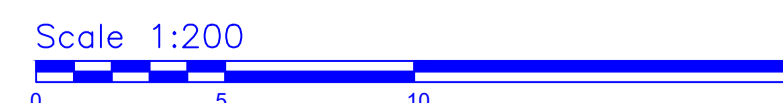
Six bar galvanised steel Field Gate. Sliding bolt and fixing eye complete with adjustable hinges. 50X25mm Box Section hanging and slamming stiles. Top and bottom rails to be 41mm circular hollow sections with 32mm diameter middle tubes. Gates hung 150mm Ø galvanised posts



Entrance splay set to avoid existing restraining guy rope from electrical transformer pole. Existing soft verge to be replaced with well compacted hardcore.

Visibility splays, shown at 60 M from the center line of the new entrance in both direction..

ENLARGED ENTRANCE DETAIL
SCALE 1: 200



REV:	DESCRIPTION:	BY:	DATE:
STATUS: Planning			

BRAMBLES CONSTRUCTION SERVICES
 THE OFFICES AT SPRING COTTAGE
 BURTON FLEMING; DRIFFIELD
 EAST YORKSHIRE : YO25 3NZ

T: +44 (0) 1262 470 226
 E: info@bramblesconstruction.co.uk
 W: www.bramblesconstruction.co.uk

CLIENT: **Eastburn Farms Limited**
 The Estate Office; Eastburn; Driffield
 East Riding of Yorkshire; YO25 9DP

PROJECT: Construction of vehicular access and track

TITLE: Enlarged Entrance

SCALE AT A1:	DATE:	DRAWN:	CHECKED:
Varies	11.03.21	SMB	11.03.21
PROJECT NO:	DRAWING NO:	REVISION:	
(21)0302	AR-004	A	