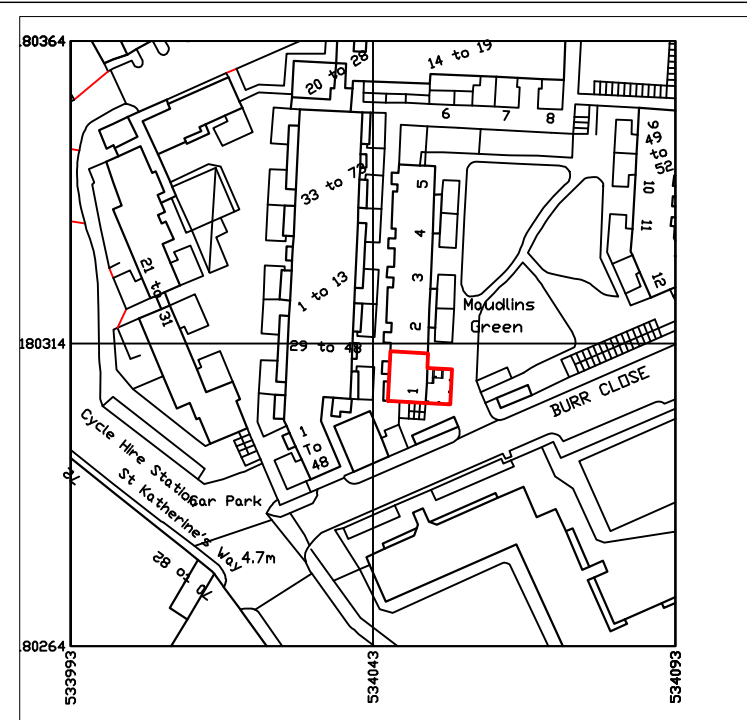
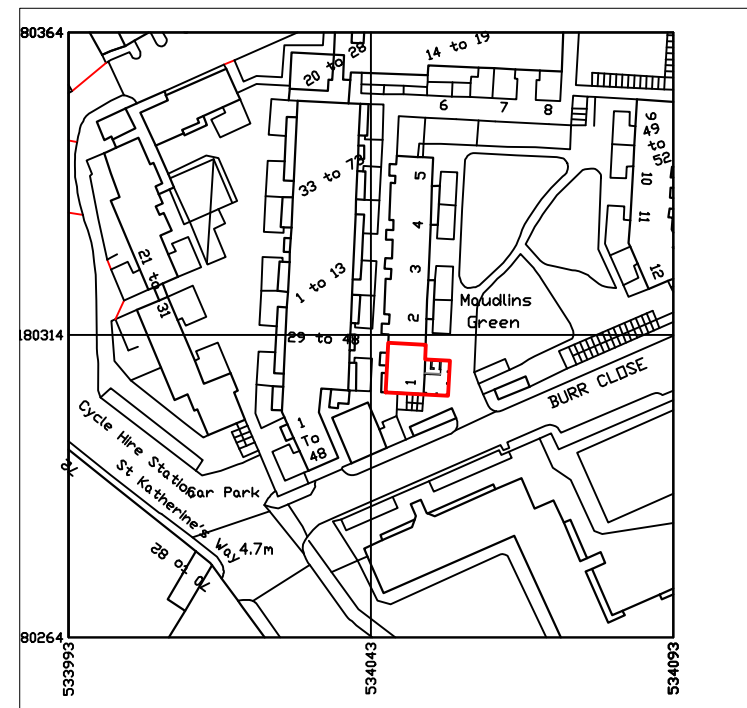
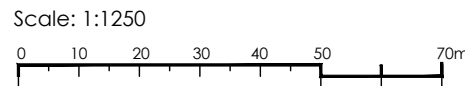
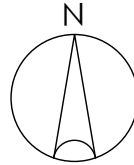


General Notes:  
 This drawing is based on current available information and should not be relied on as accurate measurements of usable space.  
 This drawing is the property of the E1WF Architecture and Copyright is reserved by them. The drawing is issued on condition that it is not copied or disclosed by or to any unauthorised persons without the prior consent in writing of the E1WF Architecture



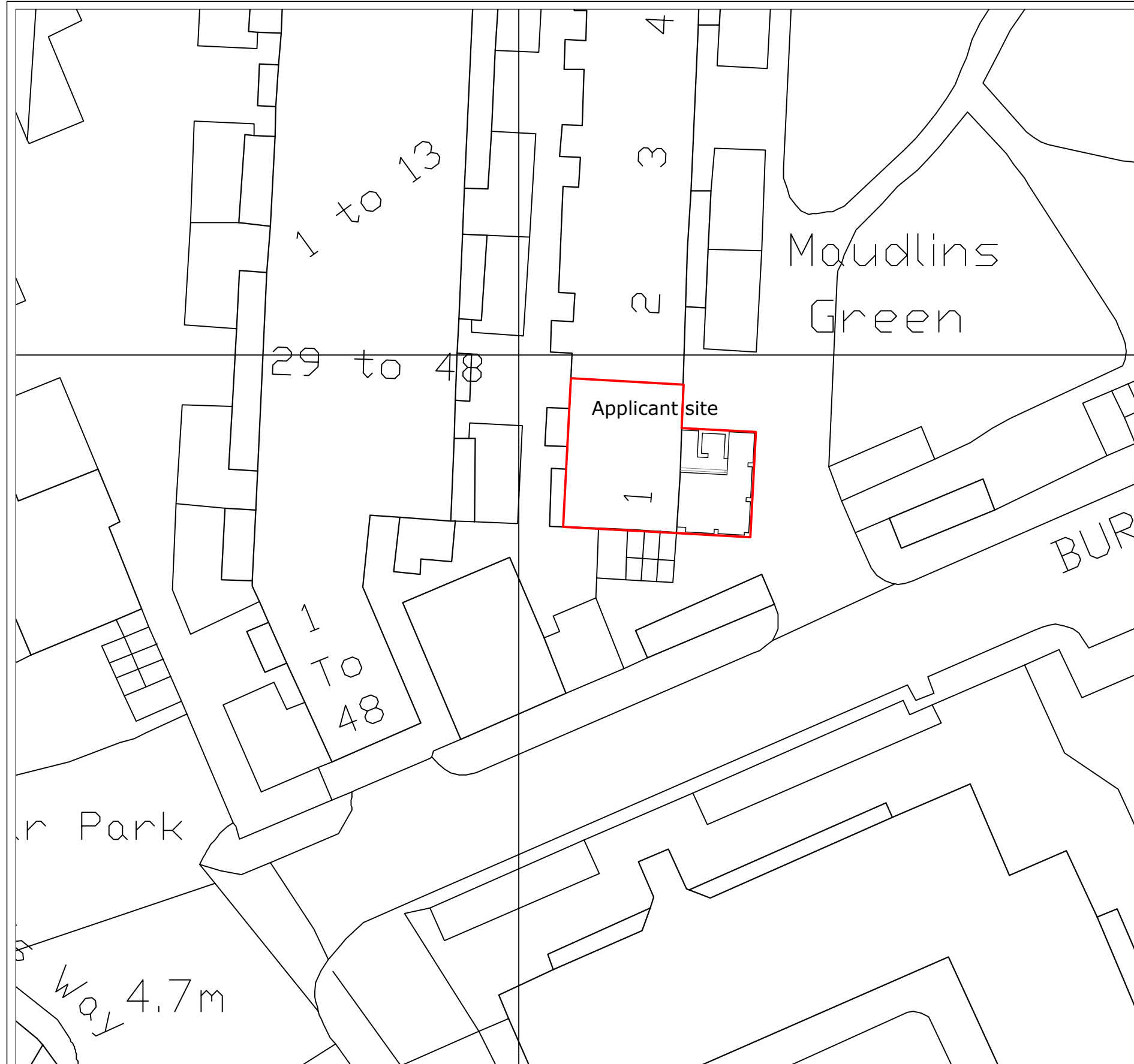
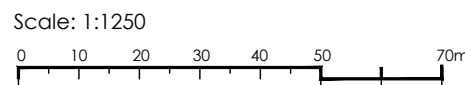

Existing Site Location Plan  
 Scale 1:1250

Application site edged in red/Applicant's ownership:




Proposed Site Location Plan  
 Scale 1:1250

Application site edged in red/Applicant's ownership:



Proposed Site Block Plan  
 Scale 1:250

Application site edged in red/Applicant's ownership:



**Project**  
 1 Maudlins Green  
 London  
 E1W 1LZ  
**Title**  
 Existing & Proposed Site Plan  
 Proposed Site Block Plan

Scale <b>1:1250 &amp; 1:250 @ A3</b>	Date <b>14/01/2021</b>
Drawn by: <b>DF</b>	Revision <b>-</b>
Drawing No. <b>P-2102-00</b>	

E1WF Architecture  
 Tobacco Dock  
 London  
 E1W 2SF