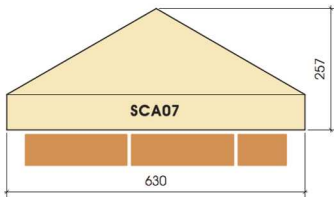
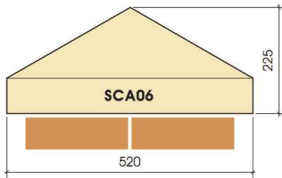
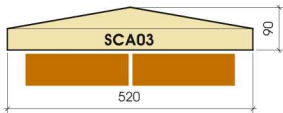
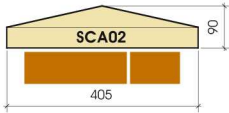
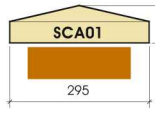
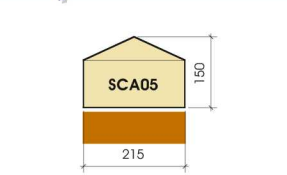


# Pier Caps

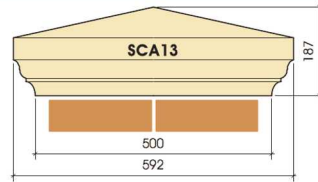
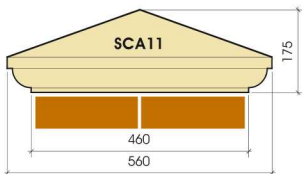
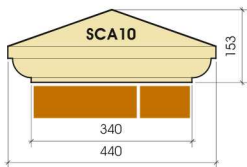


**Ordering:**  
Please note the Pier Cap reference and the colour required.

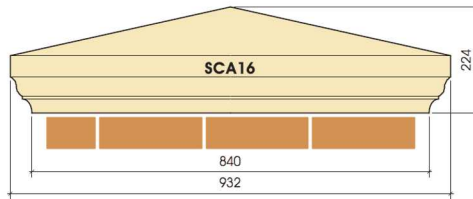
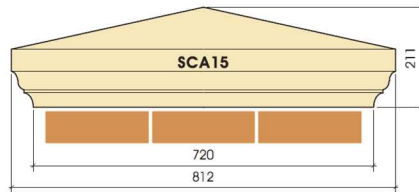
**Bespoke units:**  
Please note that other pier caps can be produced to your own design, or to match existing units.



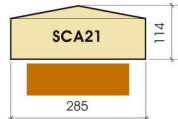
SCA16 & SCA13 pier caps



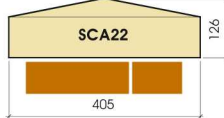
**SCA14** - 704 x 704 x 199  
(to suit 2.5 brick square pier cap)



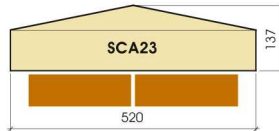
**SCA17** - 1042 x 1042 x 236  
(to suit 4 brick square pier cap)



**SCA215** - 395 x 285 x 126  
(To suit 1.5 x 1 brick pier)



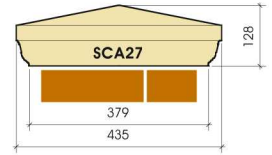
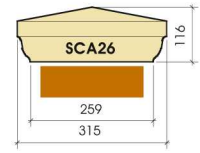
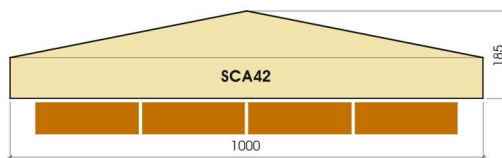
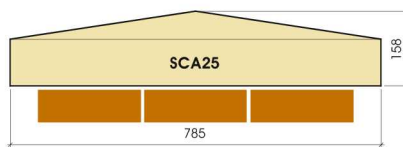
**SCA225** - 520 x 405 x 137  
(To suit 2 x 1.5 brick pier)



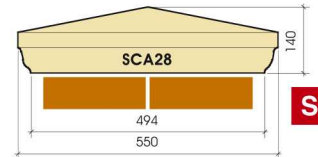
**SCA235** - 630 x 520 x 147  
(To suit 2.5 x 2 brick pier)



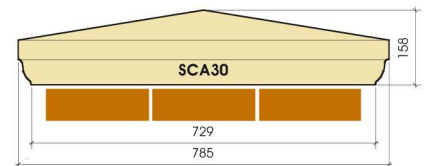
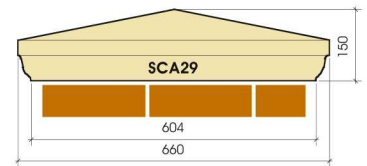
**SCA245** - 765 x 650 x 158  
(To suit 3 x 2.5 brick pier)



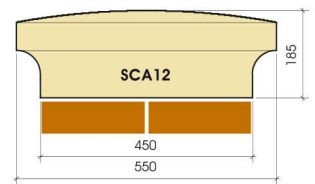
**SCA275** - 550 x 435 x 140  
(To suit 2 x 1.5 brick pier)



**Stock**



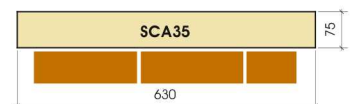
SCA28 pier cap



SCA12 pier caps

**SCA33** - 405 x 405 x 75 Flat Cap  
(To suit 1.5 x 1.5 brick pier)

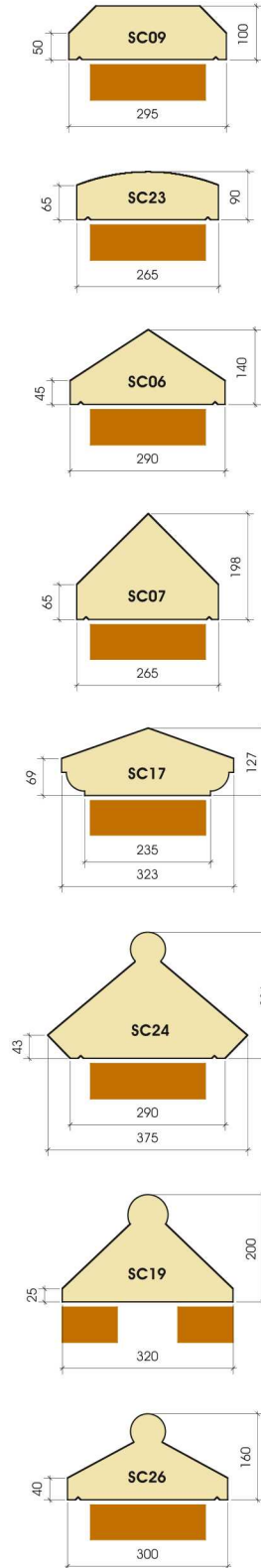
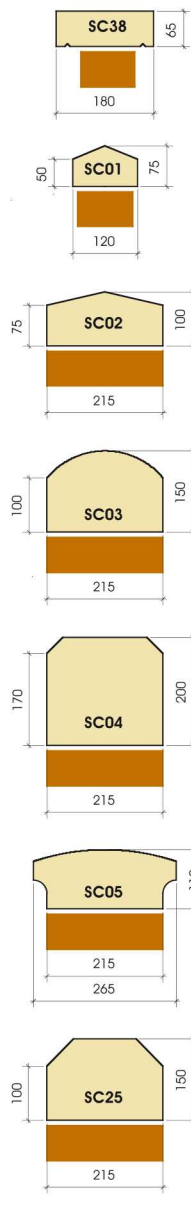
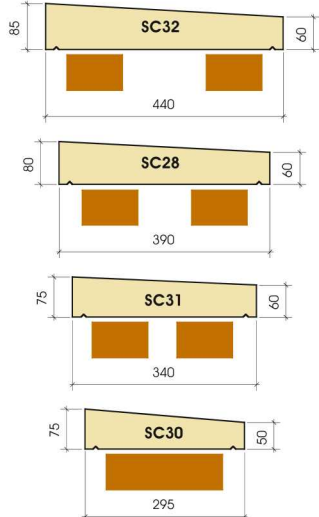
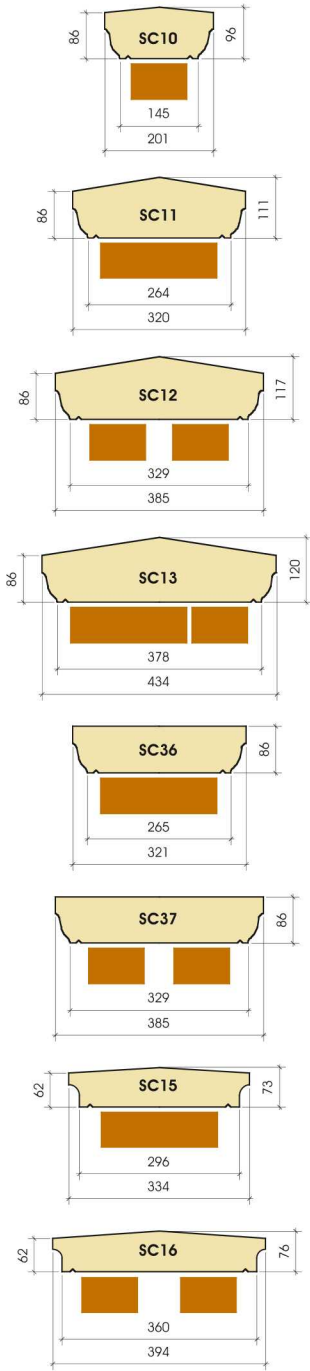
**SCA34** - 520 x 520 x 75 Flat Cap  
(To suit 2 x 2 brick pier)



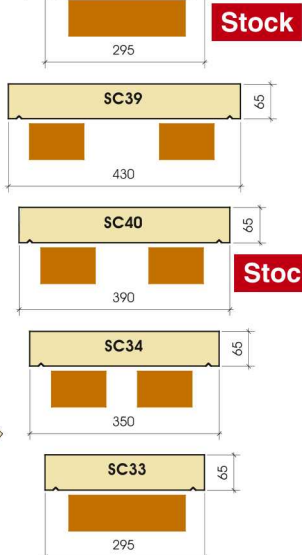
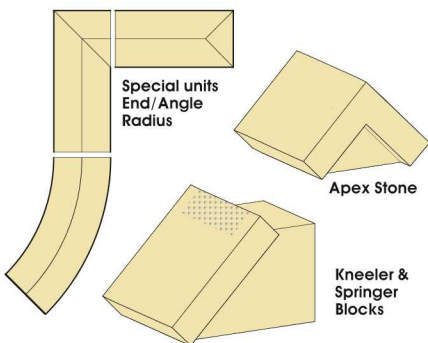
# Coping



Type SC06 coping & SCA18 Caps



Special coping to match existing



**Stock**

**Stock**



Special radius coping & SCA28 Pier caps



The length of standard copings varies depending on the section. Please call for more information.