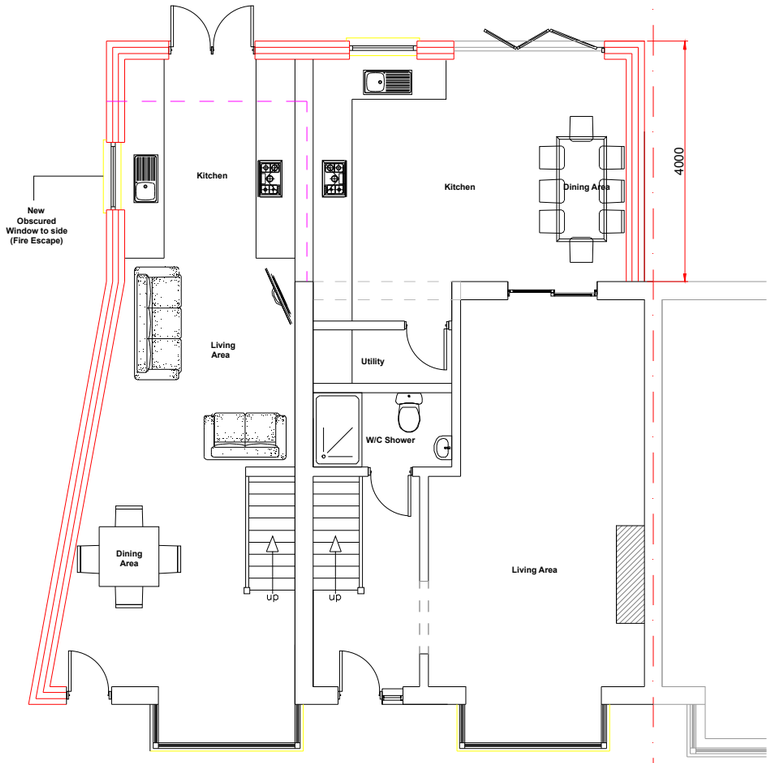

Proposed Ground Floor Plan
Scale 1:100
Annex Approx. 65m2

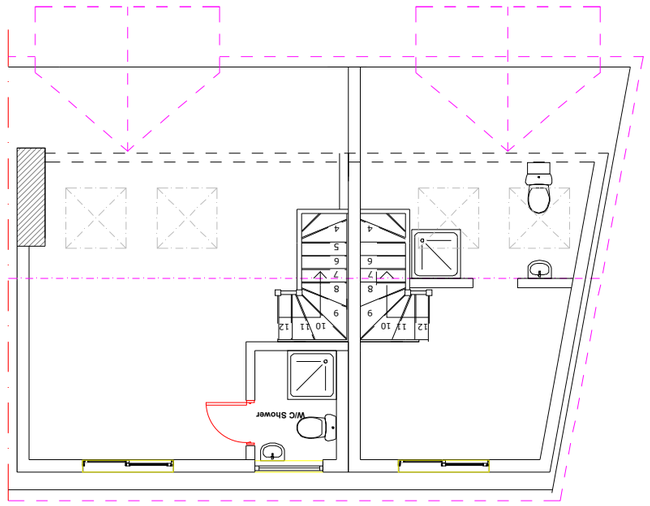

Proposed Loft Floor Plan
Scale 1:100

SCALE BAR **M 1:100**	0m 1m 5m
CLIENT: **Richard Mant**	**TITLE: Proposed drawings,** **Two storey side with part two storey rear and a full width rear dormer extension extension forming an annex**
ARCHITECT: Mr Rustem Konakli	**FULL PLANNING PERMISSION**
PROJECT: **29 Crosslands road, Epsom, KT19 9SS**	**AGENT COMPANY:** **A1 Planning Portal Ltd** 25 The Crossway, Stoke Newington, London N16 8LA
DATE: **18.01.21**	**SCALE:** 1:100 SCALE @ A3

DRAWING NO: 3

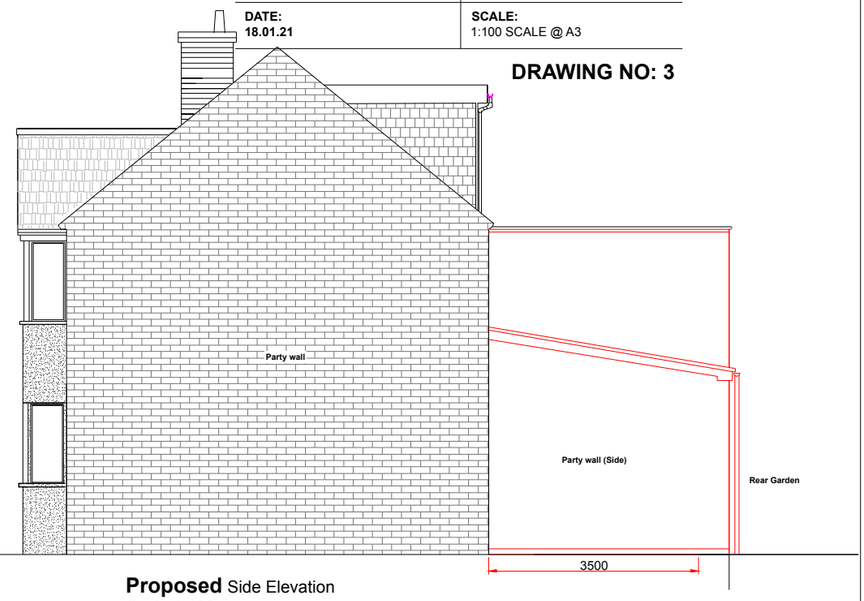

Proposed Side Elevation
Scale 1:100

Proposed Front Elevation
Scale 1:100

IT IS PROPOSED THAT THE EXTENSION BE BUILT ENTIRELY WITHIN THE EXISTING BOUNDARY, ENSURING THAT THE FOUNDATIONS & ANY ROOF OVERHANG WILL NOT ENCROACH ONTO NEIGHBOURING PROPERTY, CLIENT MUST ENSURE ALL ASPECTS OF THE "PARTY WALL ETC., ACT 1996" ARE COMPLIED WITH PRIOR TO ANY WORKS COMMENCING ON SITE. Refer to Introduction & Explanatory Notes, enclosed with drawings

Proposed Rear Elevation
Scale 1:100

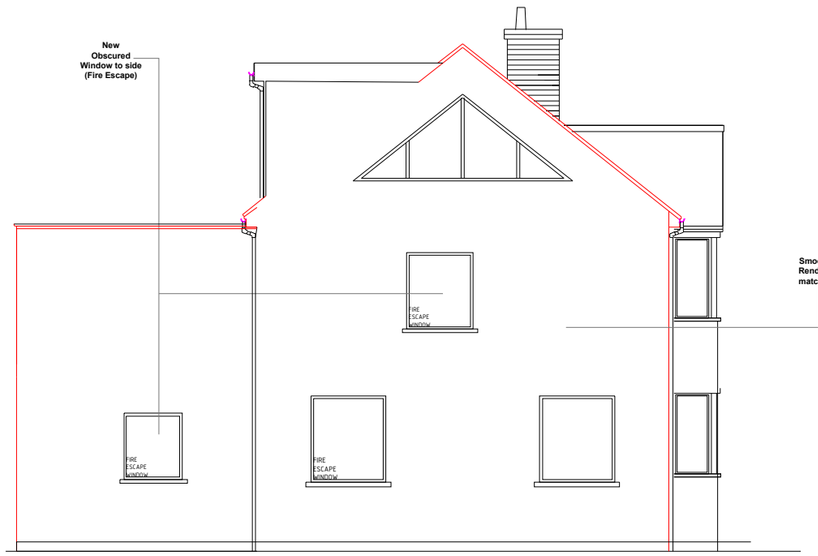

Proposed Side Elevation
Scale 1:100

ALL dimensions MUST be checked on site prior to works commencing. Variations in squareness, depth of plaster etc., must be checked for. Where new walls are shown as aligned with existing walls, this must be checked by the physical removal of brickwork and or plaster to establish the actual position of the wall being attached to.