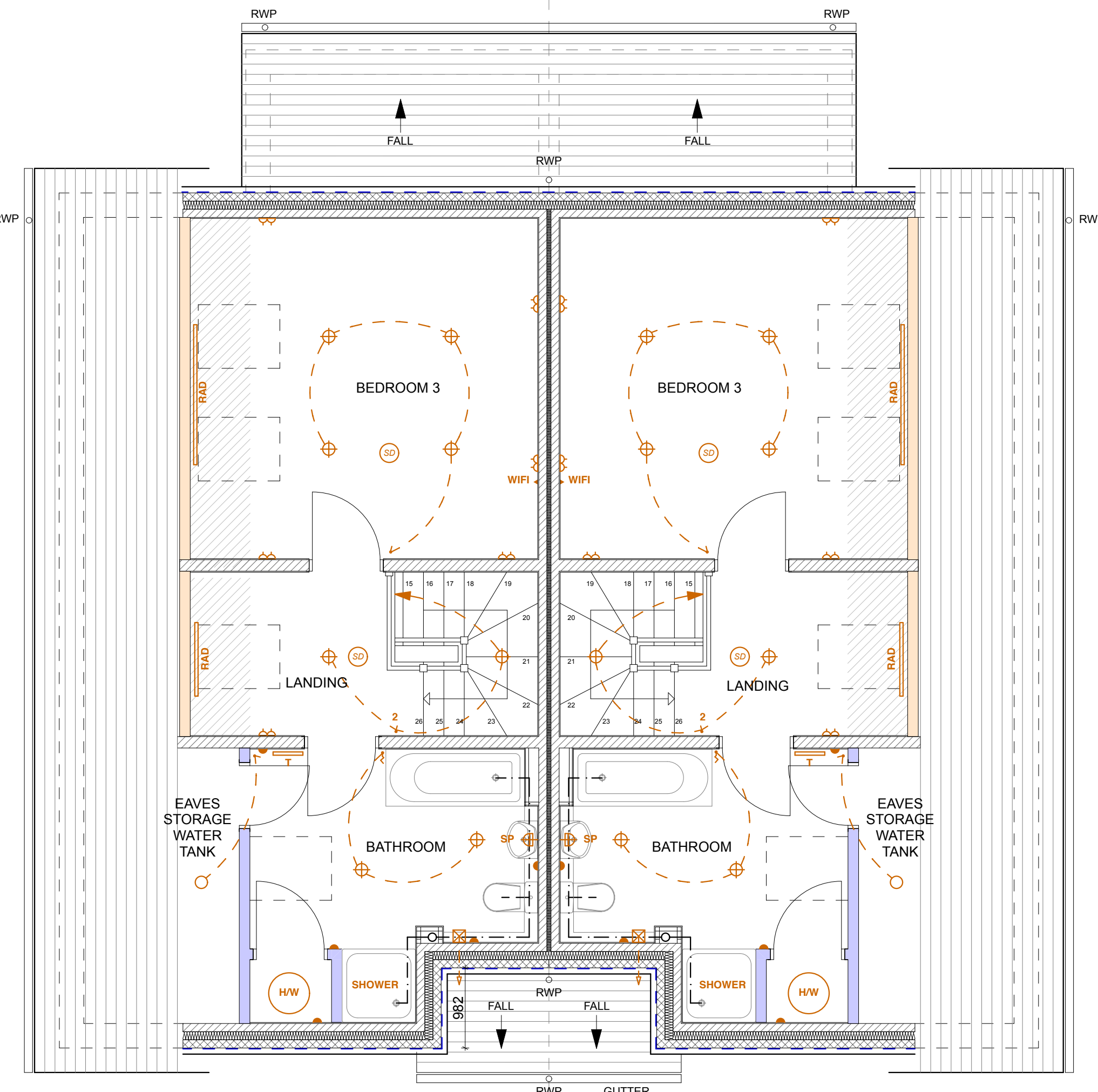
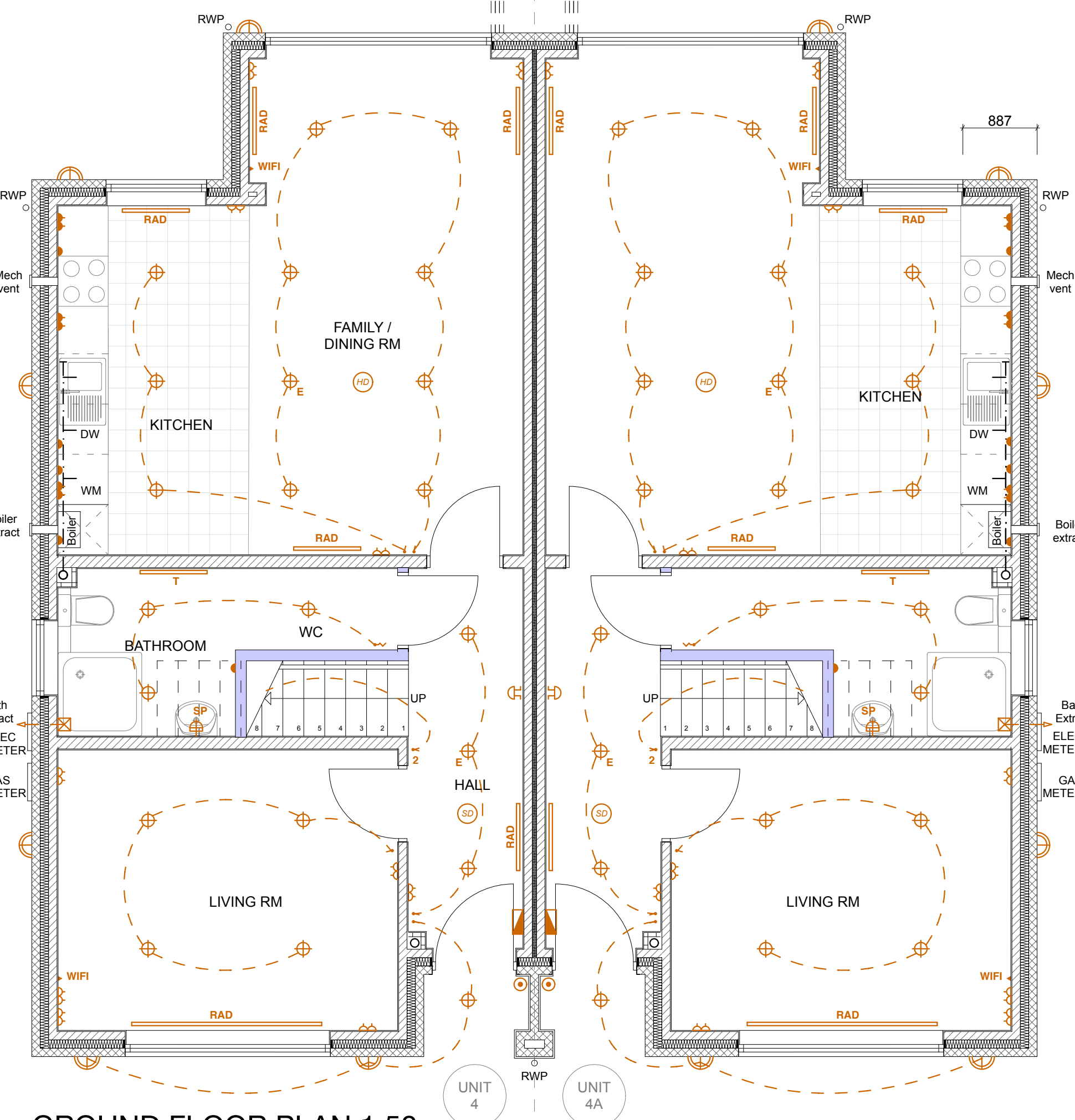


FIRST FLOOR PLAN 1:50



SECOND FLOOR PLAN 1:50



GROUND FLOOR PLAN 1:50

BUILDING REGULATIONS ONLY

## ELECTRICAL KEY

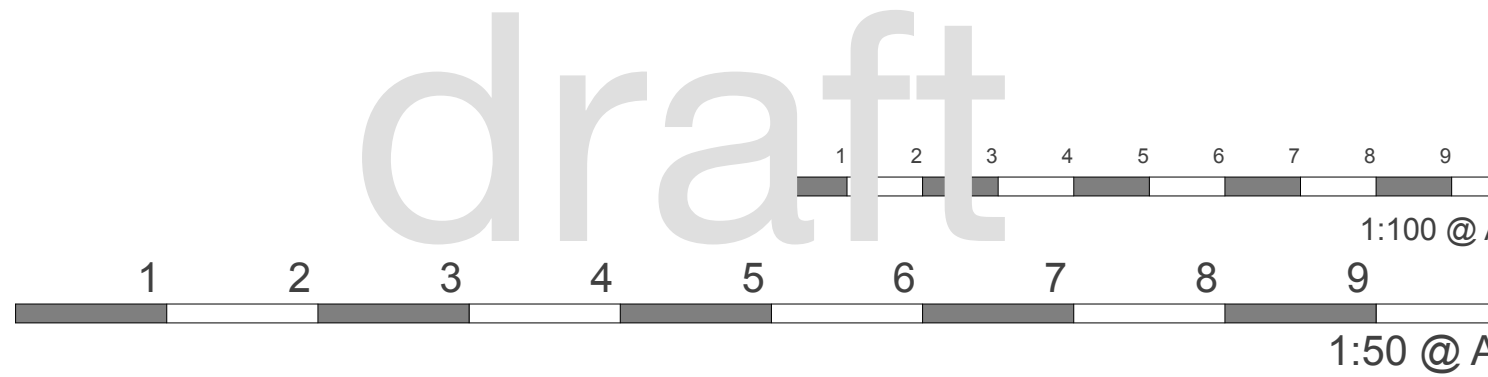
- SWITCH FUSED SPUR. SWITCH TO BE ABOVE WORKTOP
- SWITCH SOCKET - FITTED 450mm-1200mm ABOVE FFL
- POSITION OF LIGHT SWITCH
- CORD OPERATED LIGHT SWITCH
- SWITCH FUSED SPUR
- PENDANT LIGHT FITTING
- RECESSED LIGHT FITTING
- RECESSED LIGHT FITTING WITH EMERGENCY BATTERY BACK UP.
- WALL MOUNTED LIGHT WITH SHAVER POINT
- WIFI SOCKET
- HEATED TOWEL RAIL
- RADIATOR
- EXTRACT FAN
- ELECTRICAL HOT WATER CYLINDER
- CONSUMER UNIT - FITTED 1350mm-1450mm ABOVE FFL
- SMOKE DETECTION
- HEAT DETECTION
- EXTERNAL LIGHTS
- DOOR BELL
- BELL SOUNDER

All proposed works to be carried out by a competent person registered with a self certification scheme authorised by the Secretary of State.

All works to comply with BS 7671:2001. Copies of signed certificates to be passed on to Building Control.

INDICATES RESTRICTED HEADHEIGHT LESS THAN 1500mm

ALL WORKS MUST COMPLY WITH BUILDING REGULATIONS PART M4(2) - ACCESSIBLE AND ADAPTABLE DWELLINGS.



Work to indicated dimensions only. All dimensions to be confirmed on site. This drawing is to be read in conjunction with other drawings in this series and all relevant consultants drawings and documentation, where applicable. This drawing has been produced for the client and project identified below and is not intended for use by any other purpose other than indicated on this drawing. Report any discrepancies on this drawing to Garrick & Team for clarification.



# Garrick Architects

36 Edburton Avenue  
Brighton, Sussex  
BN1 6EJ  
mob: 07816835355  
e mail: sean@garrickarchitects.co.uk  
web: www.garrickarchitects.co.uk

Scheme	Client
TWO NEW DWELLINGS AT 4 TANDRIDGE ROAD, HOVE.	MR PEJMAN VARGHAI
Title	
PROPOSED ELECTRICAL LAYOUTS	
Scale	Date
1:50 @ A1	14/10/18
Drawing Number	1938-06B