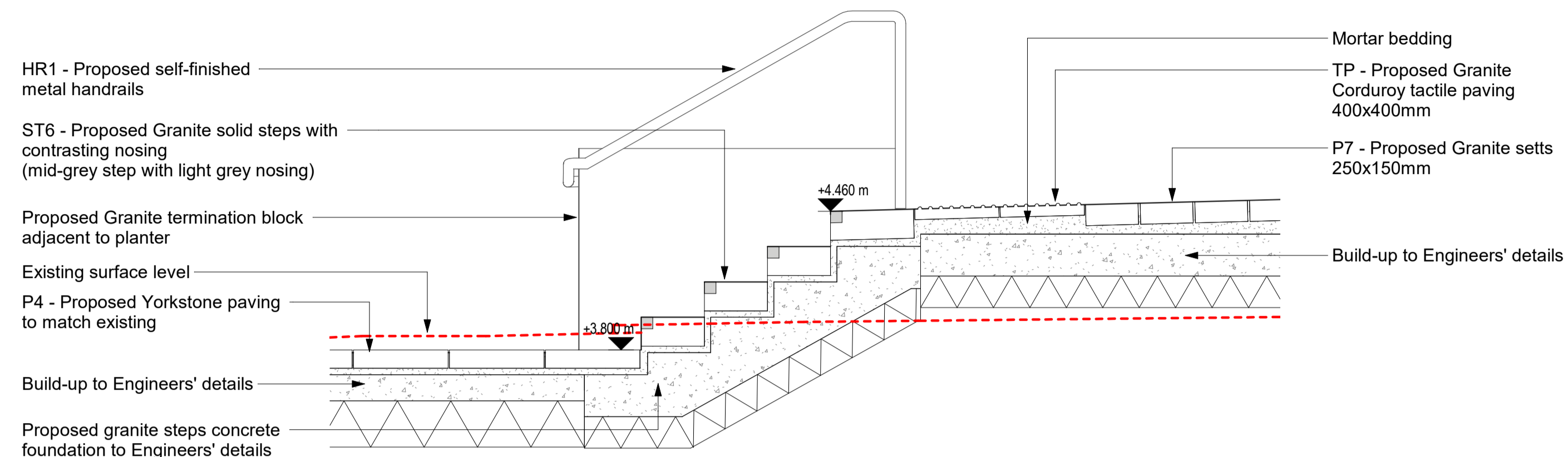
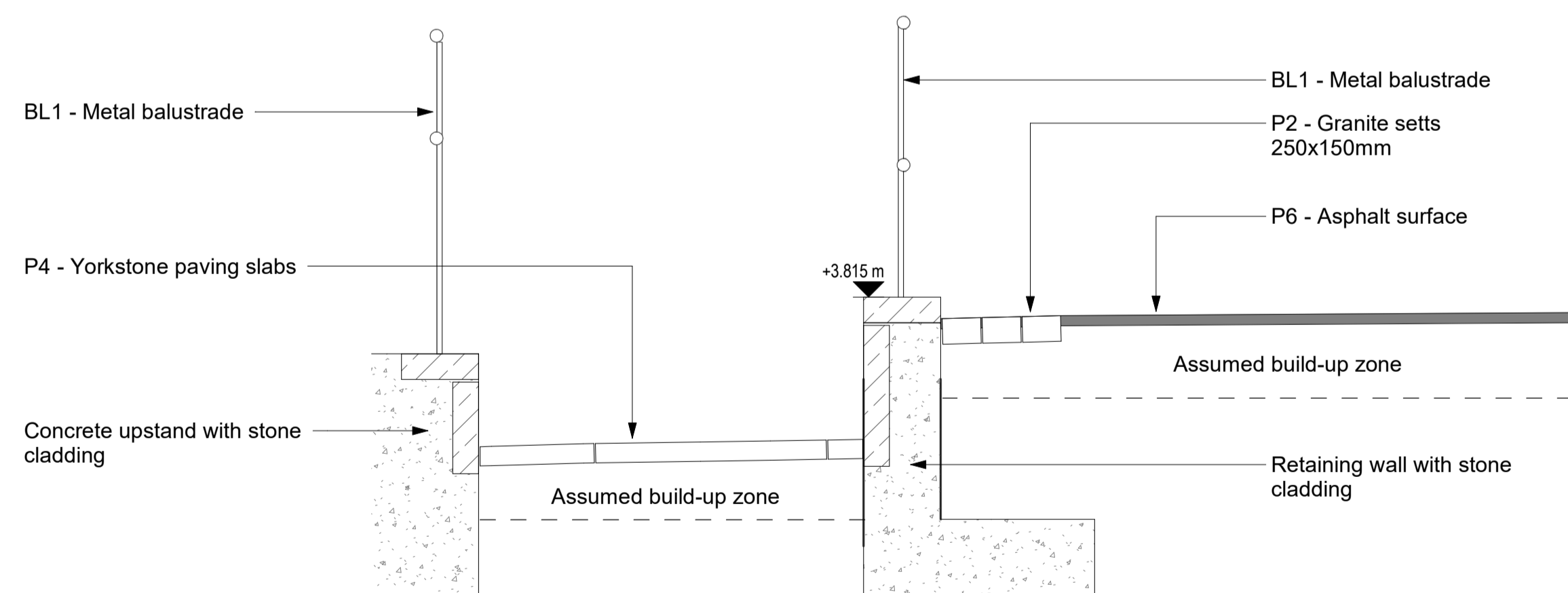


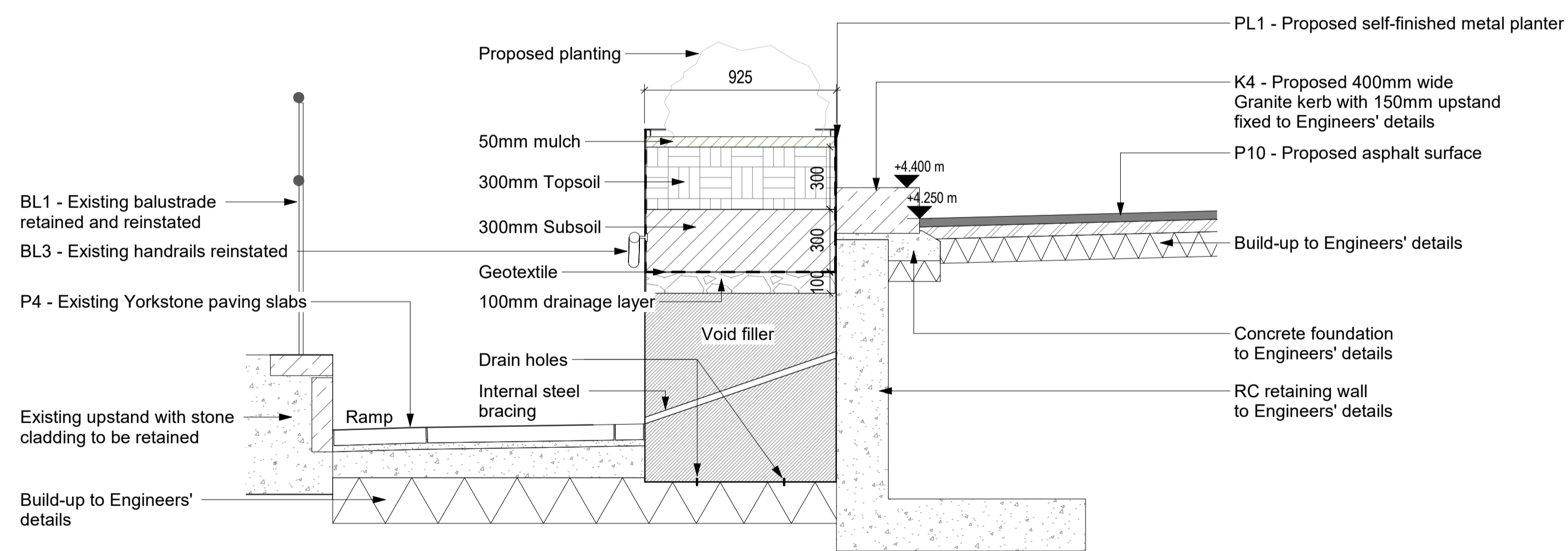
1 | Laundry Road - Existing Section
Scale 1:20



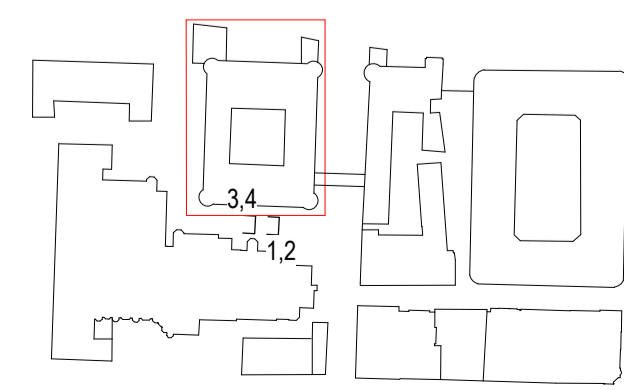
2 | Laundry Road - Proposed Section
Scale 1:20



3 | Ramp to Laundry Road - Existing Section
Scale 1:20



4 | Proposed Planter to Laundry Road - Proposed Section
Scale 1:20



NOTES:
BUILDING DESIGN PARTNERSHIP SHALL HAVE NO RESPONSIBILITY FOR ANY USE MADE OF THIS DOCUMENT OTHER THAN FOR THAT WHICH IT WAS PREPARED AND ISSUED.
ALL DIMENSIONS SHOULD BE CHECKED ON SITE. DO NOT SCALE FROM THIS DRAWING.
ANY DRAWING ERRORS OR DIVERGENCIES SHOULD BE BROUGHT TO THE ATTENTION OF BUILDING DESIGN PARTNERSHIP AT THE ADDRESS SHOWN BELOW.
DRAWINGS SHALL BE READ IN CONJUNCTION WITH THE FOLLOWING BEFORE WORK COMMENCES:
• THE CDM DESIGN ISSUES REGISTER
• THE EOP RISK SERIES OF DRAWINGS
• THE PROJECT CDM RISK REGISTER

NOTE:
Existing paving and build-ups shown are assumed. Surveys to be carried out to confirm assumptions. All proposed build-ups are to Engineers' details.

QA CHECKED

REV	DATE	DESCRIPTION	DRAWN BY	APPROVED BY
C01	26/03/21	Planning Issue	AS	JM

Project Title
NEP
The Northern Estate Programme

Consultant's Details
BDP

Drawn By AS	Approved By JM	Date 26/03/21
----------------	-------------------	------------------

Building
Norman Shaw North

Drawing Title
Laundry Road Detail Sections

Drawing Type
Planning

Drawing No.
00NSN- 2131- BDP- 90- LG- T- AR- DE- 97172

Drawing Status S3	Scale 1: 20@A1	Security Grade -	Rev. C01
----------------------	-------------------	---------------------	-------------



HOUSES OF PARLIAMENT

Strategic Estates
Westminster
London SW1A 0AA