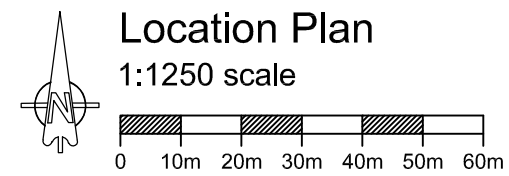
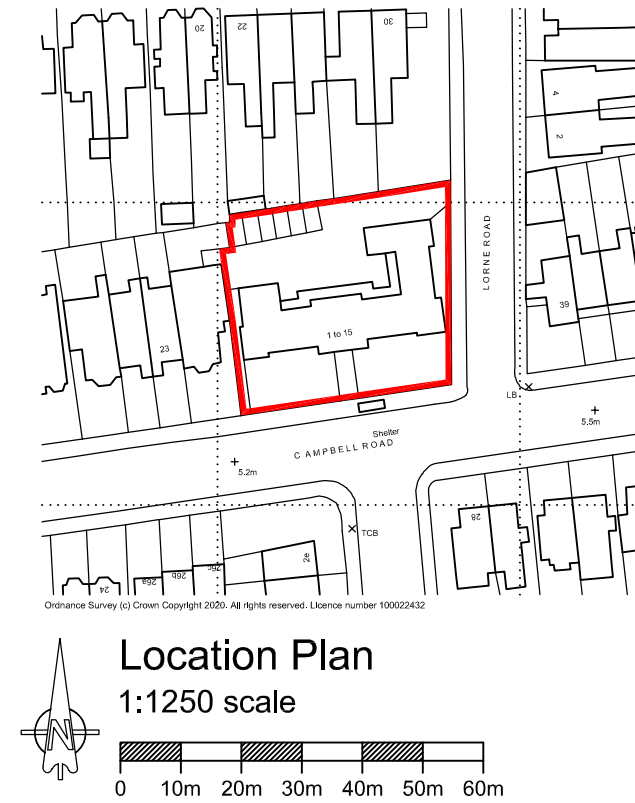
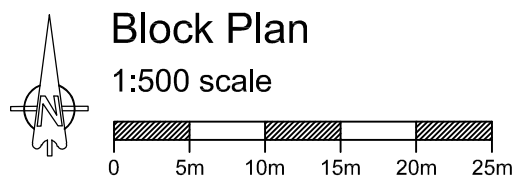


NOTES

- GENERAL NOTES:
 1. THIS DRAWING IS TO BE READ IN CONJUNCTION WITH THE OTHER RELEVANT CONSULTANTS DRAWINGS.
 2. ALL FINISHES ARE TO CONFORM TO THE CURRENT BUILDING REGULATIONS.
 3. REFER TO A SEPARATE DOCUMENT FOR THE DESIGNERS RISK ASSESSMENT.
 4. ALL WORKS OR MATERIALS INDICATED ON THIS DRAWING ARE TO BE TO THE LATEST RELEVANT BRITISH STANDARDS AND CARRIED OUT IN ACCORDANCE WITH THE BRITISH STANDARDS CODES OF PRACTICE OR RECOGNIZED INSTITUTE OR TRADE ASSOCIATION RECOMMENDATIONS AND PUBLICATIONS.



Ordnance Survey (c) Crown Copyright 2020. All rights reserved. Licence number 100022432



Revision	Date	Description	Dwn	Chkd


Lansdowne House
 25-26 Hampshire Terrace
 Portsmouth PO1 2QF
 Hampshire England
 Tel: (023) 92 755 333
 E-Mail: admin@plcarchitects.com
 Web: www.plcarchitects.com

Client:

Project:
Campbell Mansions
 Campbell Rd
 Southsea PO5 1RP

Drawing Title:
Location & Block Plan

Drawn By	Date	Checked By	Date	Approved By	Date
CW	Dec '20				

Drawing No. 19.3141.104 | Revision: P1 | Scale: 1:100 @ A3