

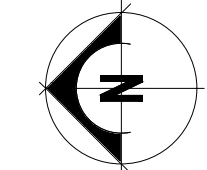
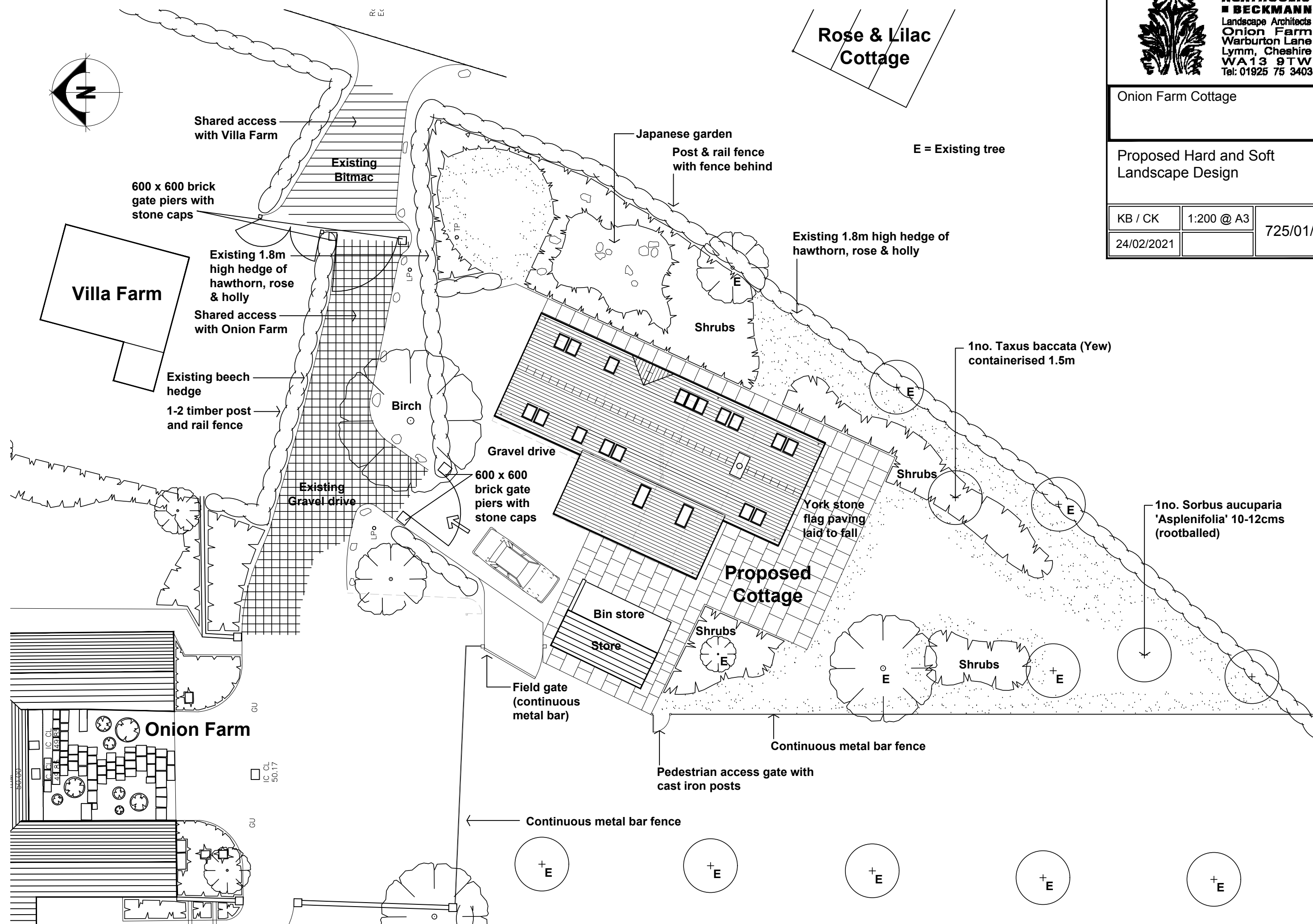


**AGATHOCLIS
BECKMANN**
Landscape Architects
Onion Farm
Warburton Lane
Lymm, Cheshire
WA13 9TW
Tel: 01925 75 3403

Onion Farm Cottage

Proposed Hard and Soft
Landscape Design

KB / CK	1:200 @ A3	725/01/25
24/02/2021		



Villa Farm

**Rose & Lilac
Cottage**

Shared access
with Villa Farm

Existing
Bitmac

Japanese garden
Post & rail fence
with fence behind

E = Existing tree

600 x 600 brick
gate piers with
stone caps

Existing 1.8m
high hedge of
hawthorn, rose
& holly

Shared access
with Onion Farm

Existing 1.8m high hedge of
hawthorn, rose & holly

Shrubs

Existing beech
hedge
1-2 timber post
and rail fence

Birch

Gravel drive

600 x 600
brick gate piers
with stone caps

1no. *Taxus baccata* (Yew)
containerised 1.5m

Shrubs

York stone
flag paving
laid to fall

**Proposed
Cottage**

Bin store
Store

1no. *Sorbus aucuparia*
'Asplenifolia' 10-12cms
(rootballed)

Shrubs

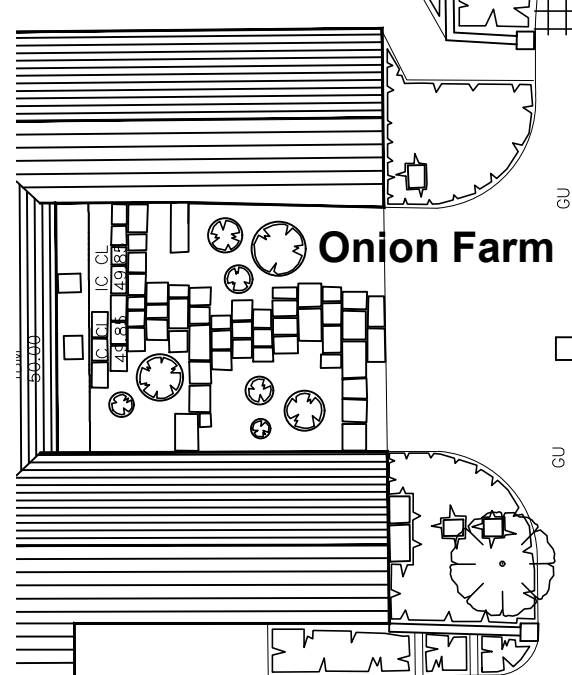
Shrubs

Field gate
(continuous
metal bar)

Continuous metal bar fence

Pedestrian access gate with
cast iron posts

Continuous metal bar fence



Onion Farm

GU

IC CL
50.17

GU

+E

+E

+E

+E

+E