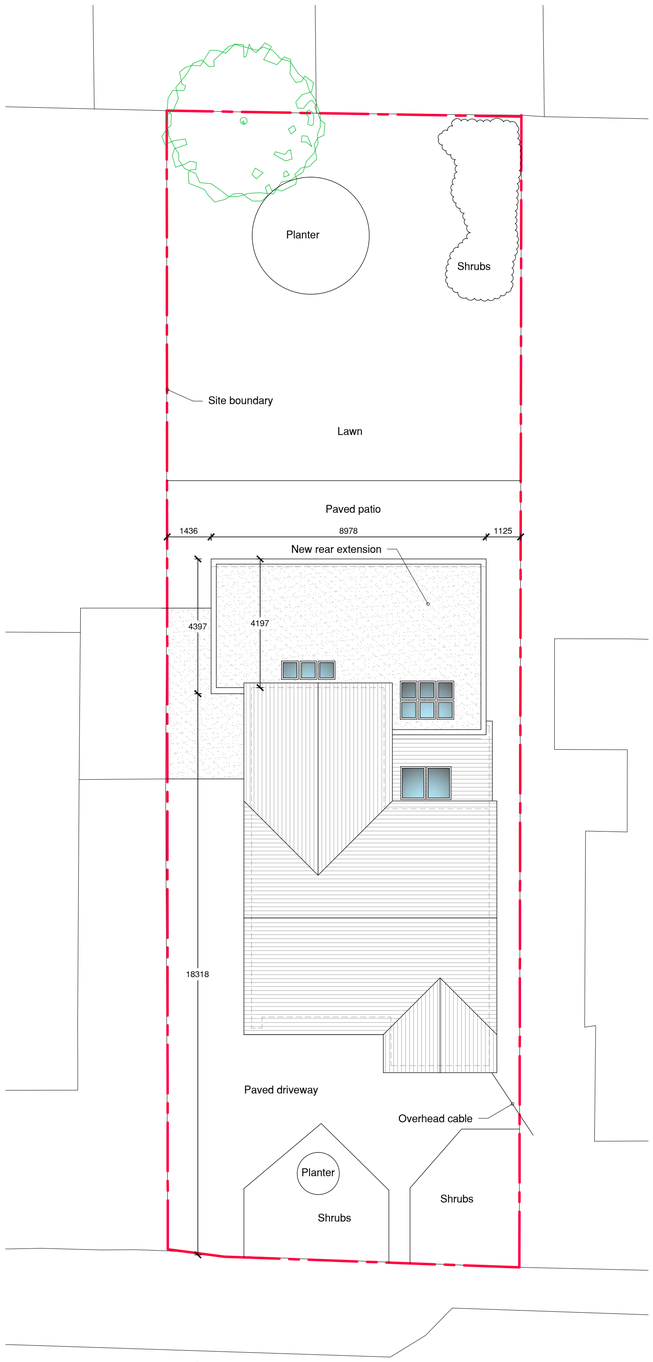

Block Plan & Roof Plan
Scale 1:100

Front (East) Elevation
Scale 1:100

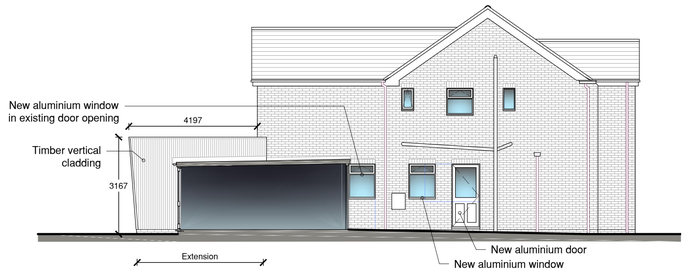

Sectional Side (South) Elevation
Scale 1:100

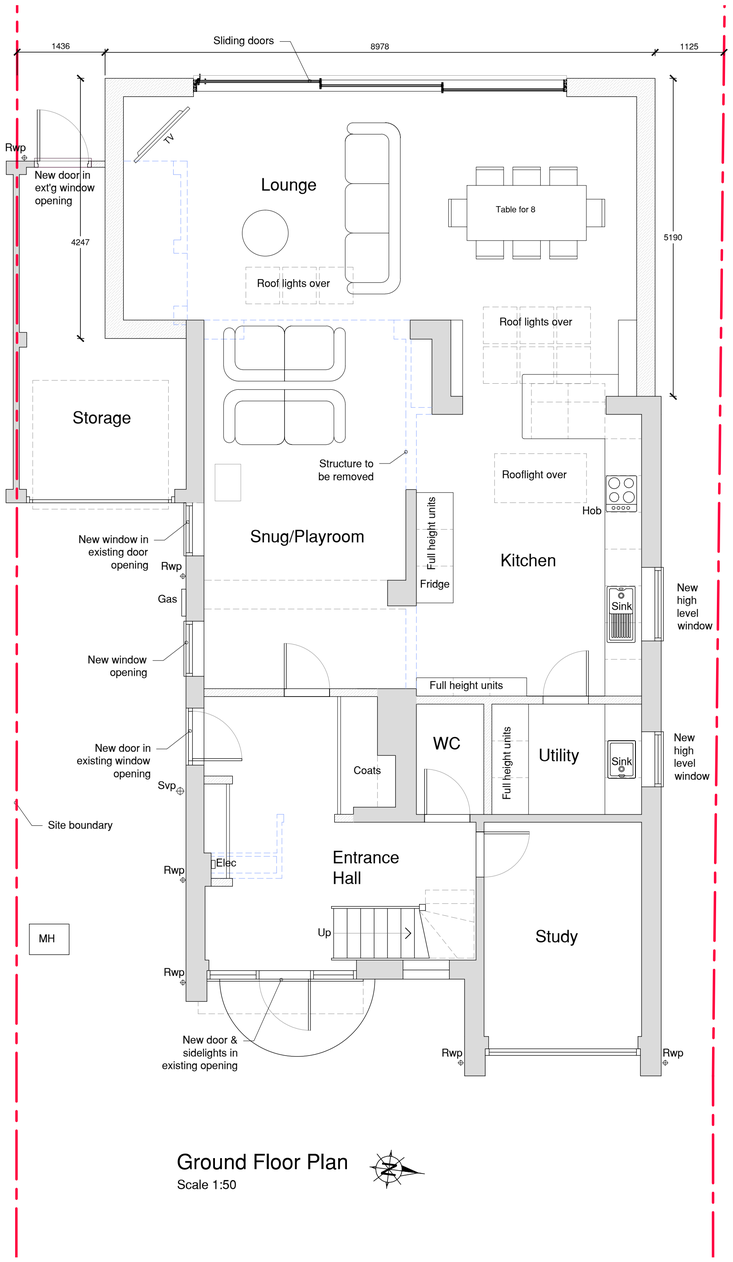

Ground Floor Plan
Scale 1:50

Scale Bar Legend

0 1m 2m
Scale Bar 1:50

0 1m 2m 3m 4m 5m
Scale Bar 1:100

This drawing is to be printed in colour

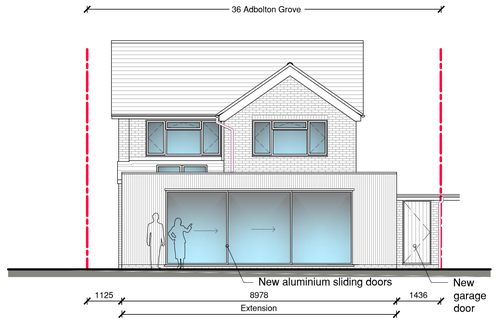

Rear (West) Elevation
Scale 1:100

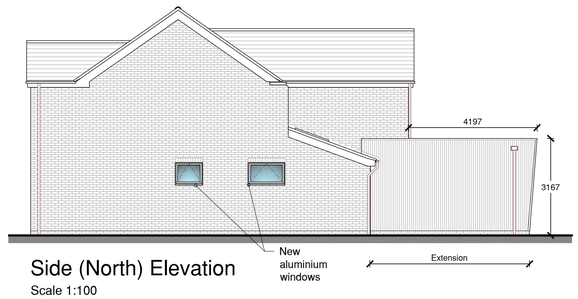

Side (North) Elevation
Scale 1:100

Rev:	Date:	Details:
A:	March 2021	Window & door materials clarified
B:	01-04-2021	Dimensions added
C:		
D:		
E:		
F:		

Site Address:
36 Adbolton Grove, West Bridgford, Nottingham NG2 5AR

Project:
Proposed single storey rear extension & internal alterations

Client:
Mr L & Mrs J Gisby

Scales:
As shown at A1

Drawing Status:
Planning

Drawing No:
1271-01-03B

Drawn by:
LE

Date Created:
Mar 2021

Drawing Content:
Proposed ground floor plan, block plan and elevations

Planning status:
Application stage

Building Regulation status:

OPTIMUM Architecture Ltd
Tel: 01206 262697
E-mail: info@optimum-architecture.co.uk
www.optimum-architecture.co.uk
Nags Corner, Nayland, Nr. Colchester CO6 4LT
CIAT REGISTERED PRACTICE

This drawing is the copyright of Optimum Architecture Limited and may not be traced, copied (apart from for the sole purpose of carrying out the construction of the described works) or reproduced without prior written consent.
Do not scale from this drawing: Any dimensions stated are for guidance only, all written and scaled dimensions are to be checked on site prior to commencement of works. Any discrepancies must be reported immediately.