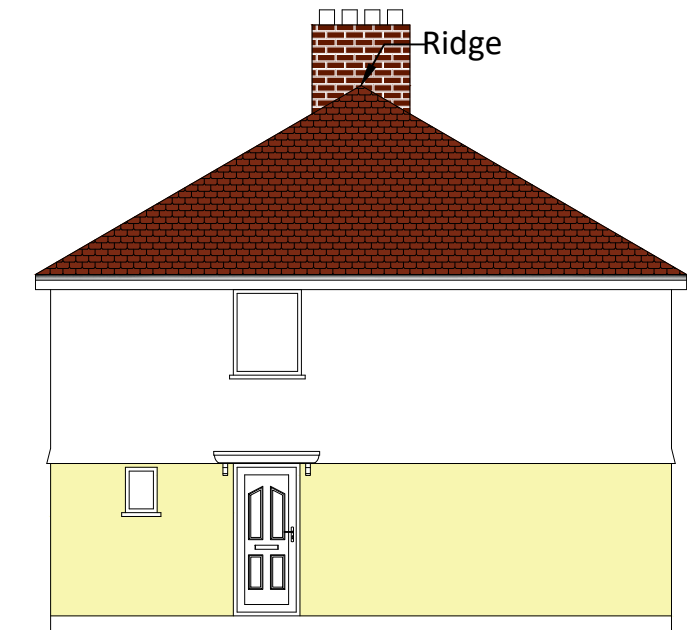
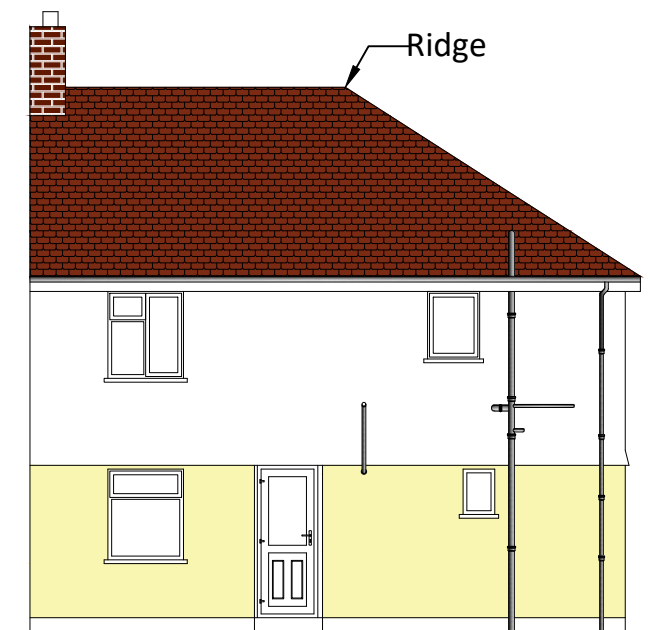


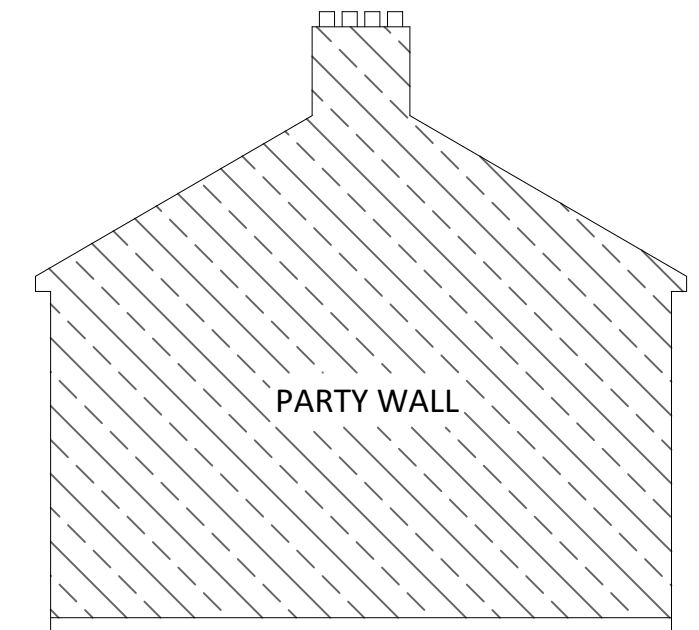
Existing Front Elevation



Existing Left Elevation



Existing Rear Elevation



Existing Right Elevation



DRAWING STATUS:
PLANNING

DISCLAIMER:
Drawing to be read in conjunction with all other relevant documentation.

All written dimensions to be checked on the site before work commences. Discrepancies, where identified, must be reported to the designer.

PLANNING APPLICATION

Rev.	Date	Drawn By	Checked By

PROJECT:
2 Poynder Rd, Tilbury RM18 8LU

CLIENT:
Jude Ighodaro

DRAWN: TI DATE: 29/03/2021

SHEET SIZE: A3 SCALE: 1:100 @ A3

PROJECT NO: 138/2	DRAWING NO. PA 02	REV. -
-----------------------------	----------------------	-----------