

Nuaire, Western Industrial Estate, Caerphilly, CF83 1NA, United Kingdom. email:info@nuaire.co.uk

UK Commercial enquiries T:029 2085 8200 UK Residential enquiries T:029 2085 8500 International enquiries T:+44.29 2085 8497

Whilst the information given on this data sheet is fan specific, it is in summary and reference to the product selection catalogue and installation & maintenance documents is recommended. This data sheet produced on 25 Feb 2021 14:56 using software version 4.7.3800.0

## Technical Data

**XBC+**

Fan Code: **XBC25HA-EHN-C-LB1S**

Installation Manual Links: 671954

Required duty: 168 l/s at 250 Pa

Actual duty: 262 l/s at 609 Pa

Actual at required flow: 168 l/s at 766 Pa

**When speed controlled to required duty (64.14%):**

**Motor Input Power: 0.249 kW**

**Specific Fan Power: 1.5 W/(l/s)**

**At full speed:**

Motor Input Power: 0.943 kW

Specific Fan Power: 3.6 W/(l/s)

Maximum Fan Speed: 3,740 RPM

Electrical Supply: 230V 1 Phase 50 Hz

Nominal Motor Rating: 1 kW

Motor current (flc): 5.1 A

Motor starting current (sc): 5.1 A

Heater Power: 4.5 kW

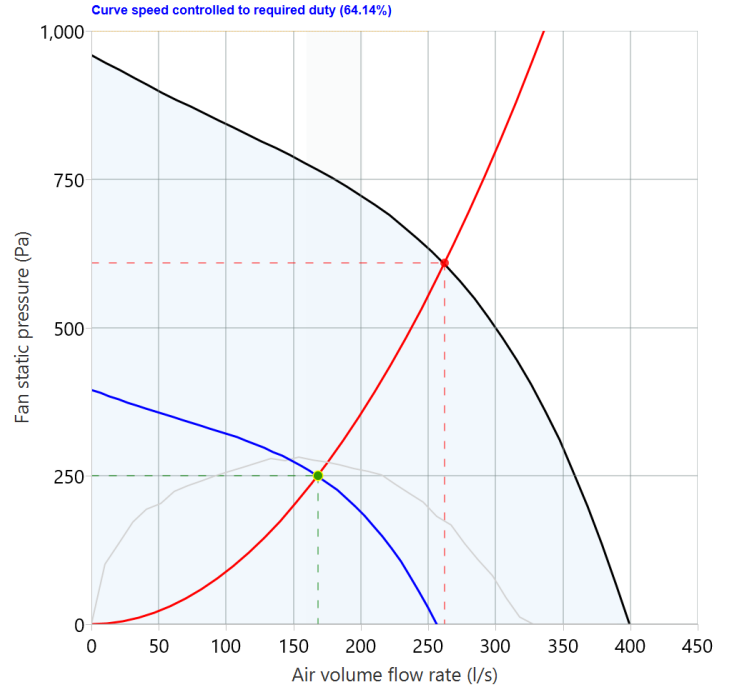
Heater Current (flc): 19.5 A

Heater+Motor Current (flc): 24.6 A

Max. operating temp: 60°C

Weight: 242 kg

## Performance Chart



## Sound Data

Noise calculated speed controlled to required duty (64.14%)

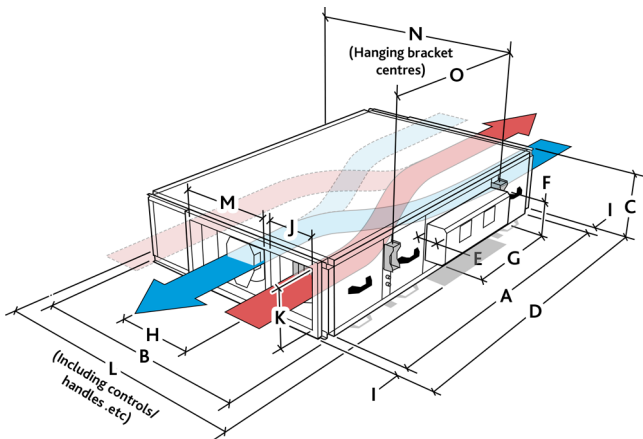
Sound Power Levels re 1 pWatts (Hz):

Hz	63	125	250	500	1k	2k	4k	8k	dBa
Breakout	62	61	48	51	38	37	37	29	30
Induct Intake	70	64	62	64	59	55	47	46	43
Induct Supply	75	76	71	75	65	65	61	63	53
Induct Discharge	76	77	71	74	65	65	63	64	53
Induct Extract	69	63	61	64	58	55	47	47	43
For 100% speed:	+10	+10	+10	+10	+10	+10	+10	+10	

dBa is spherical at 3 metres. For hemi-spherical add 3 dBA.

Please note that the noise data stated on this data sheet for the unit and/or silencer is tested in accordance with UK, European and International industry laboratory standards. However onsite conditions may vary and we would recommend that this information is verified by an acoustic specialist in order to ensure its suitability for the intended application.

## Fan Dimensions



<b>A</b>	<b>B</b>	<b>C</b>	<b>D</b>	<b>E</b>	<b>F</b>	<b>G</b>	<b>H</b>	<b>I</b>
1713	1160	346	1773	140	210	640	413	30
<b>J</b>	<b>K</b>	<b>L</b>	<b>M</b>	<b>N</b>	<b>O</b>	<b>kg</b>		
252	302	1350	471	1232	884	242.0		
Length:	Width:	Height:						
1713	1160	346						

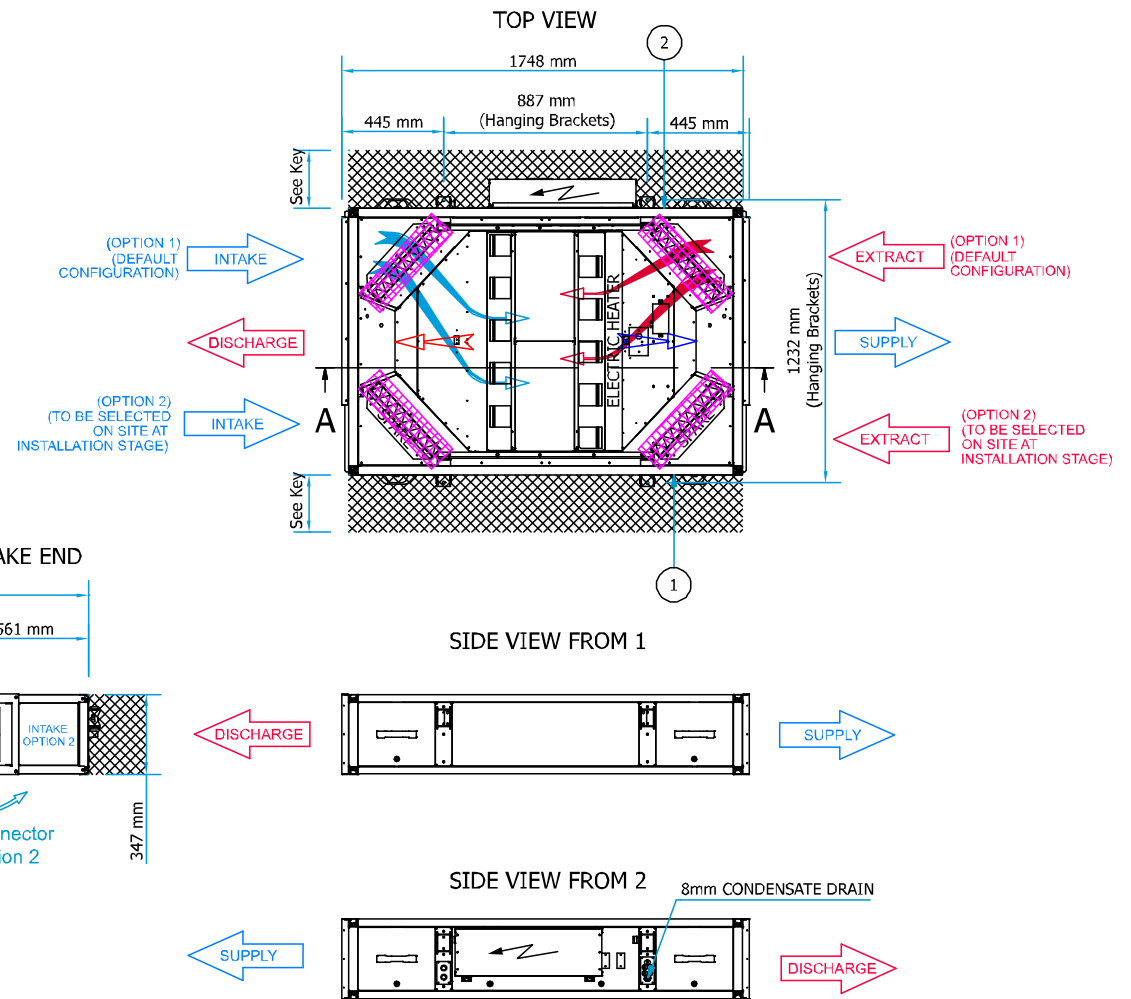
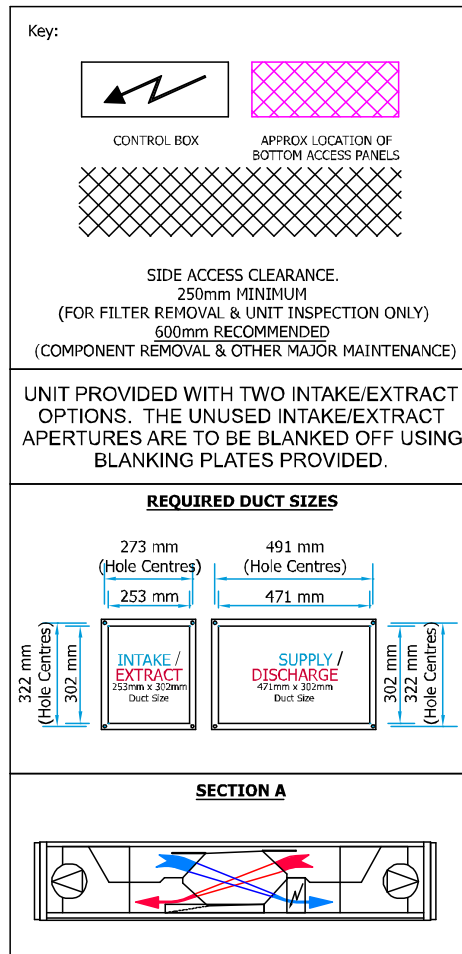
Drawing is for dimensional purposes only. Dimensions in mm.

## Selected Ancillaries

1 x ESCO-LCD Ecosmart Connect touch screen display

## Specification

XBC25HA-EHN-C-LB1S. Nuaire XBOXER Supply & Extract HX unit. Incorporating high efficiency Counterflow plate heat exchanger 100% bypass facility (patent app. for) automatic control and actuator. Backward curved impellers, IP54 EC motors and speed control. Double skinned construction (patented). G4 Supply G4 Extract panel filters (spares included). Electric heater battery and burst fired temperature controller. EcoSmart Connect control of ventilation/heating, allowing unitary control and full BMS integration via BACnet MS/TP (integration by others). System includes a EcoSmart Connect Control which is pre-configured and the unit/control assembly is functionally tested at works. For ceiling/underfloor/slab mounted applications. Supply/Discharge connections on unit centreline; Intake/Extract connections are configurable on site to either side of unit. Rotational side mounted control. Unit will be supplied LEFT HANDED with bottom access for filter removal and replacement. 5 year warranty (UK and Ireland only)



You can download this CAD drawing from <http://www.nuaire.info/CAD/xbcplus25-he-ba-l.dwg>

**Please Note:** This drawing details the factory-standard unit ONLY (unless silencers are shown too). The total length or footprint may differ from that shown depending on the additional ancillaries offered on the quote or if the unit code ends in -QA\*\*\*\*\*

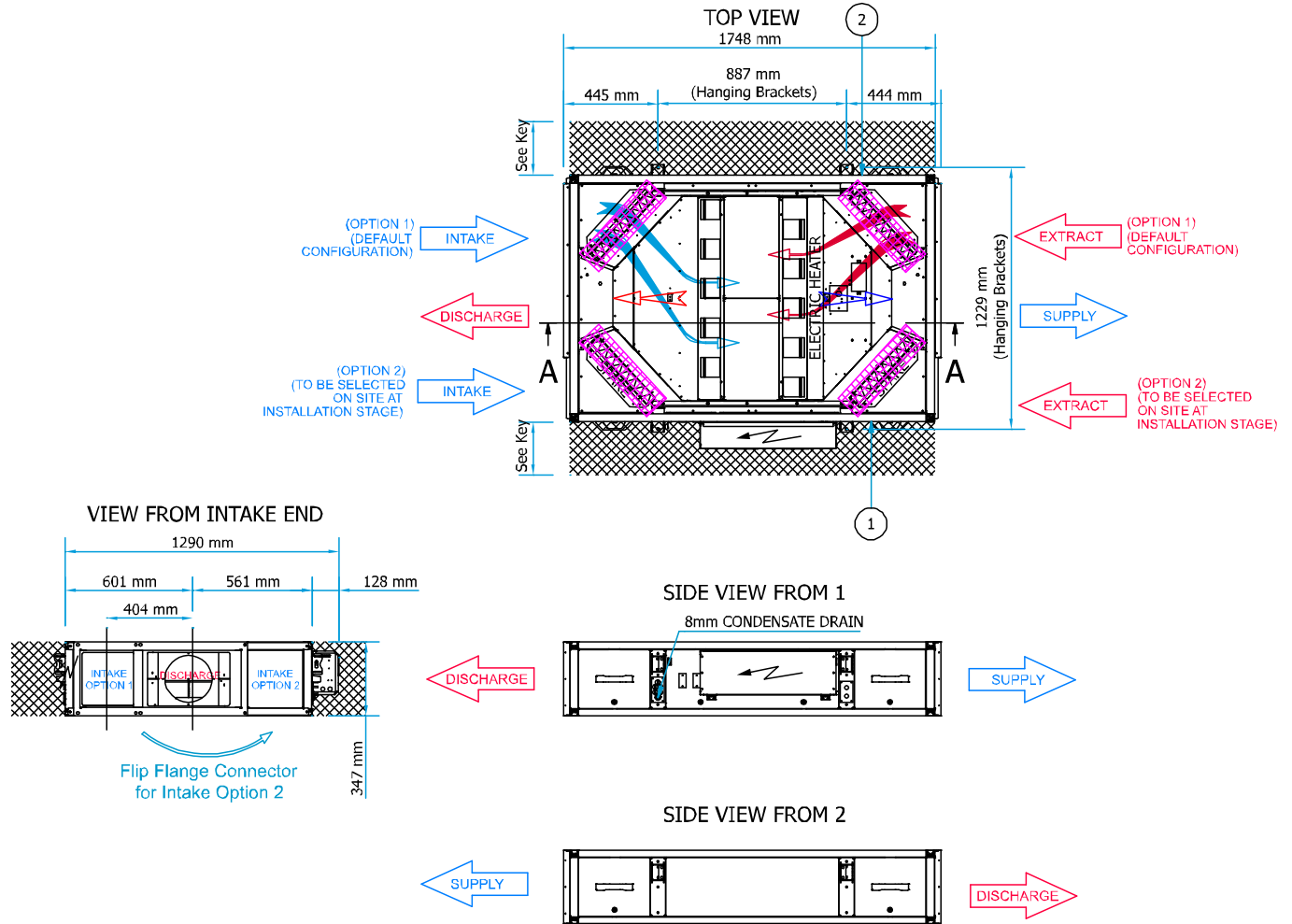
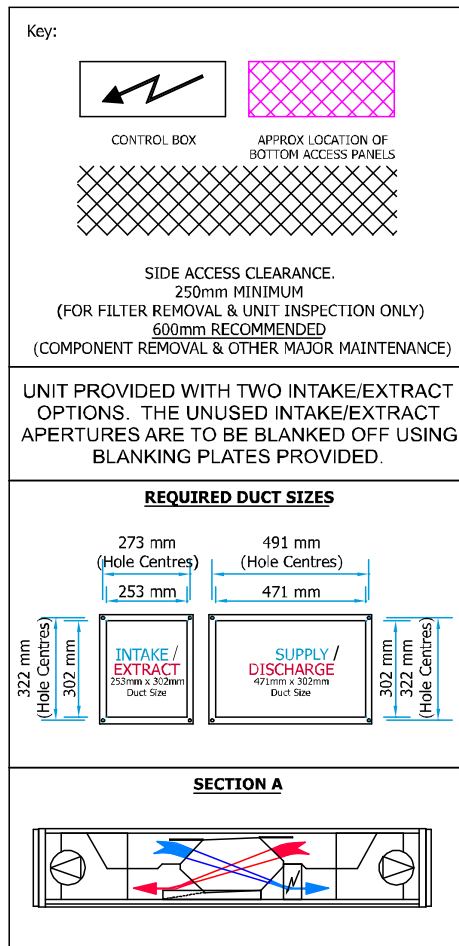
Please **DO NOT** sign this drawing to confirm handings. Please request the official handing drawings from Nuaire.

Drawing generated automatically by Nuaire Selector

Do **NOT** scale from this drawing.



Nuaire, Western Ind Est, Caerphilly, Wales, CF83 1NA  
Tel: 02920 858 8200 <https://www.nuaire.co.uk>



You can download this CAD drawing from <http://www.nuaire.info/CAD/xbcplus25-he-ba-r.dwg>

**Please Note:** This drawing details the factory-standard unit ONLY (unless silencers are shown too). The total length or footprint may differ from that shown depending on the additional ancillaries offered on the quote or if the unit code ends in -QA\*\*\*\*\*

Please **DO NOT** sign this drawing to confirm handings. Please request the official handing drawings from Nuaire.

Drawing generated automatically by Nuaire Selector

Do NOT scale from this drawing.



Nuaire, Western Ind Est, Caerphilly, Wales, CF83 1NA  
Tel: 02920 858 8200 <https://www.nuaire.co.uk>