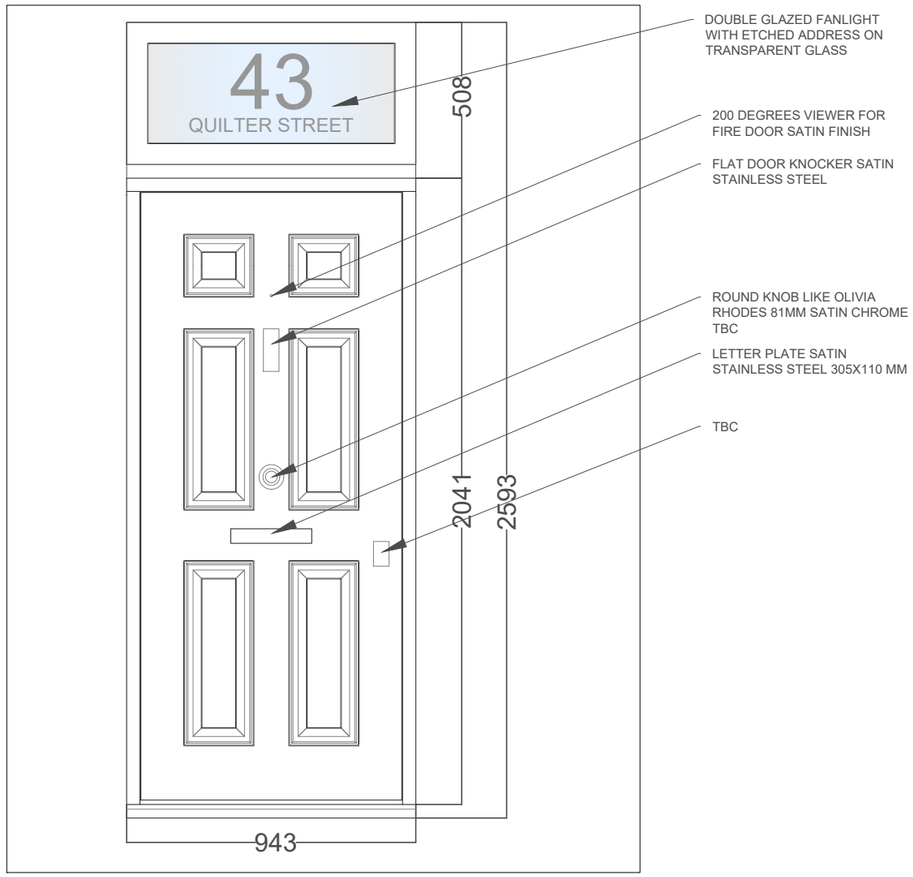

MAIN ENTRANCE DOOR ELEVATION SC 1/20

DOOR KNOCKER REFERENCE

LETTER BOX REFERENCE

DOOR KNOB REFERENCE



200 DEGREES VIEWER

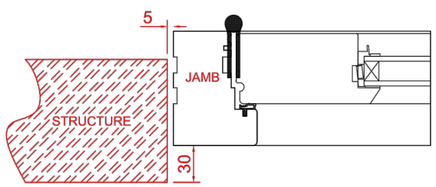

FLUSH REVEAL WITHIN STRUCTURE. OPEN IN DETAIL PLAN SC 1/5

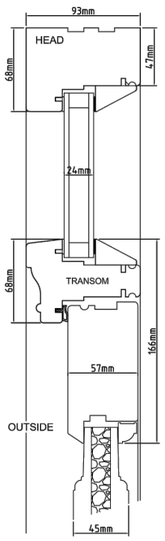

GLAZED FANLIGHT TRANSOM DETAIL SC 1/5

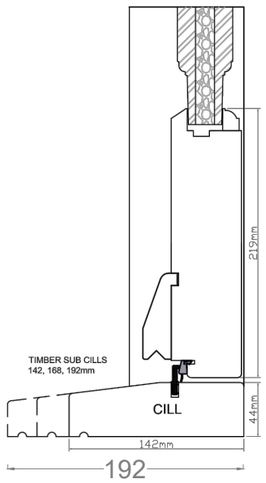

TIMBER CILL DETAIL SC 1/5

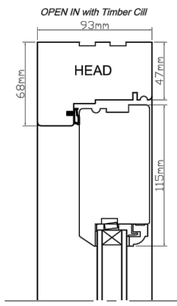

DOORSET HEAD DETAIL SC 1/5

The author takes no responsibility for any dimensions obtained by scaling from this drawing. If no dimension is shown the recipient must ascertain the dimension specifically from the architect or by site measurement and may not rely upon this drawing. Supplying this drawing in digital form is solely for convenience and no reliance may be placed on any data on digital form.
All data must be checked against the hard copy.

Notes:

Rev	Date	Description

MA RIA
GR AZIA
SAV IT O
ARCHITECTS

Tel: + 44 2070121090
Tel: + 44 7930 635147
info@magrits.com

Client:
JESSICA AND ANDREW KEMP

Project:
74 AND 74A BARNET GROVE

Drawing Title:
PROPOSED:
ENTRANCE DOOR DETAILS

Phase:	Date:	Scale:	Rev:
PA Cond	08/04/2021	various@A3	

Drawing No:
A-303 ENTRANCE DOOR DETAILS