

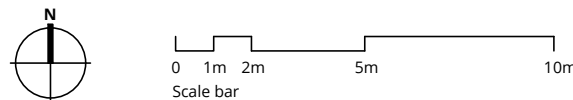


Drawing Key

- Grass and lawned areas.
- Trees, shrubs and vegetation.
- Tarmac surfaces.
- Paved riven stone flag surfaces.
- Concrete surfaces.
- Loose gravel surface.
- All weather sports surface.
- Vehicle routes and access.
- Pedestrian routes and building access.

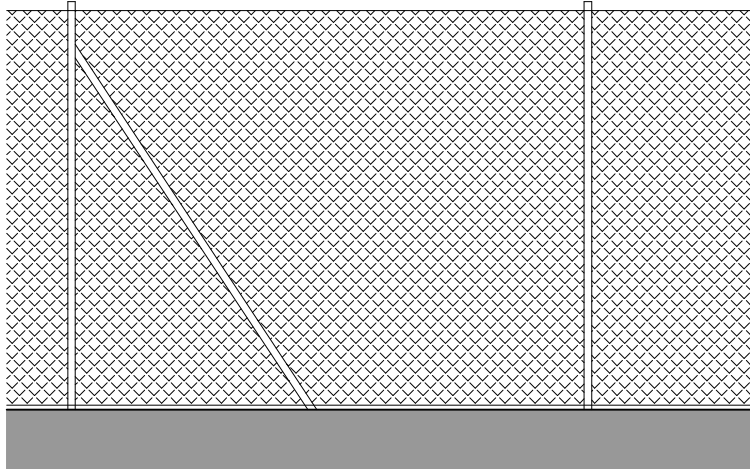
Reference Key

- 01 Lodge Building / Music Department.
- 02 Timber sheds.
- 03 St Mary's Roman Catholic Church, Guildford.
- 04 Priory, St Mary's Church.
- 05 Multi Sports All Weather Pitches.
- 06 Church, Car Park.
- 07 School, Car Park.
- 08 Gates




Boundary Treatment Elevations

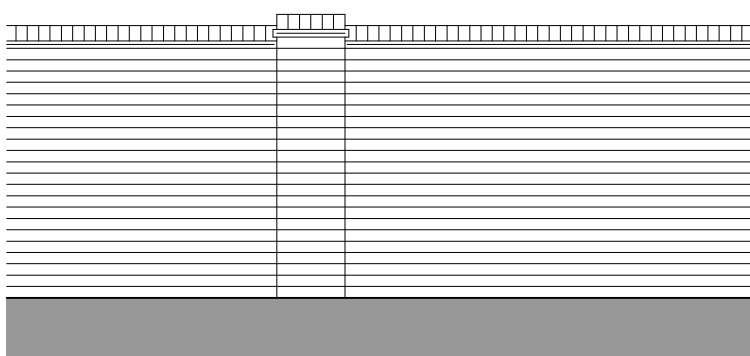
1:50 scale @A1




Metal wire mesh fence, green, 2.7m H



Timber post and close-boarded fence, 1.8m H



Red clay brick wall 1.8m H



This drawing and design is for use solely in connection with the project described below. The drawing and design is the copyright of MEB Design and must not be reissued, loaned or copied without written consent.

All dimensions and setting out to be checked on site before construction. ~~Do not scale from the drawing.~~

The drawing is to be read in conjunction with all other information relevant to the project. Any apparent discrepancy is to be brought to the attention of MEB Design.

If drawings are extracts from a co-ordinated Building Information Model (Autodesk Revit or similar) then for full details, layouts, keys and any items outside the Architectural Package please refer to the separate Structural and Services Packages. If in any doubt ask.

Linked and imported elements and files produced by other parties remain the copyright and responsibility of those parties and not of MEB Design Ltd

3D and rendered images are intended for information and illustrative purposes only. 3D and rendered drawings should not be relied upon and do not form part of any contractual arrangements.

© MEB Design Ltd

GENERAL NOTES

Planning Stage

REV	DATE	DESCRIPTION
B	31.03.21	Planning issue for comment.

CLIENT

Rydes Hill Prep School
Guildford, GU2 8BP

PROJECT TITLE


Rydes Hill Prep, Nursery

DRAWING TITLE

Existing Site Plan

SCALE	DRAWN/CHKD	DATE
1:200 @A1	AW	Mar 21

MEB Design Ltd
Chartered Architects



An associated practice in **Keystone Domain**

Kent Office	70 Churchill Square Business Centre, Kings Hill, West Malling, Kent, ME 19 4YU T: 01732 897642 F: 01732 897643 kent@mebdesign.co.uk www.mebdesign.co.uk
Also at	London and Oxford

DRAWING No.	Rev.
2022-MEB-XX-XX-DR-A-3-110	B

Existing Site Plan

Scale 1:200 @A1