

Designed by: MS Checked by: JBF Project: 1922

Drawing name:
Proposed fire and safety










Drawing reference:
015_FG Revision -

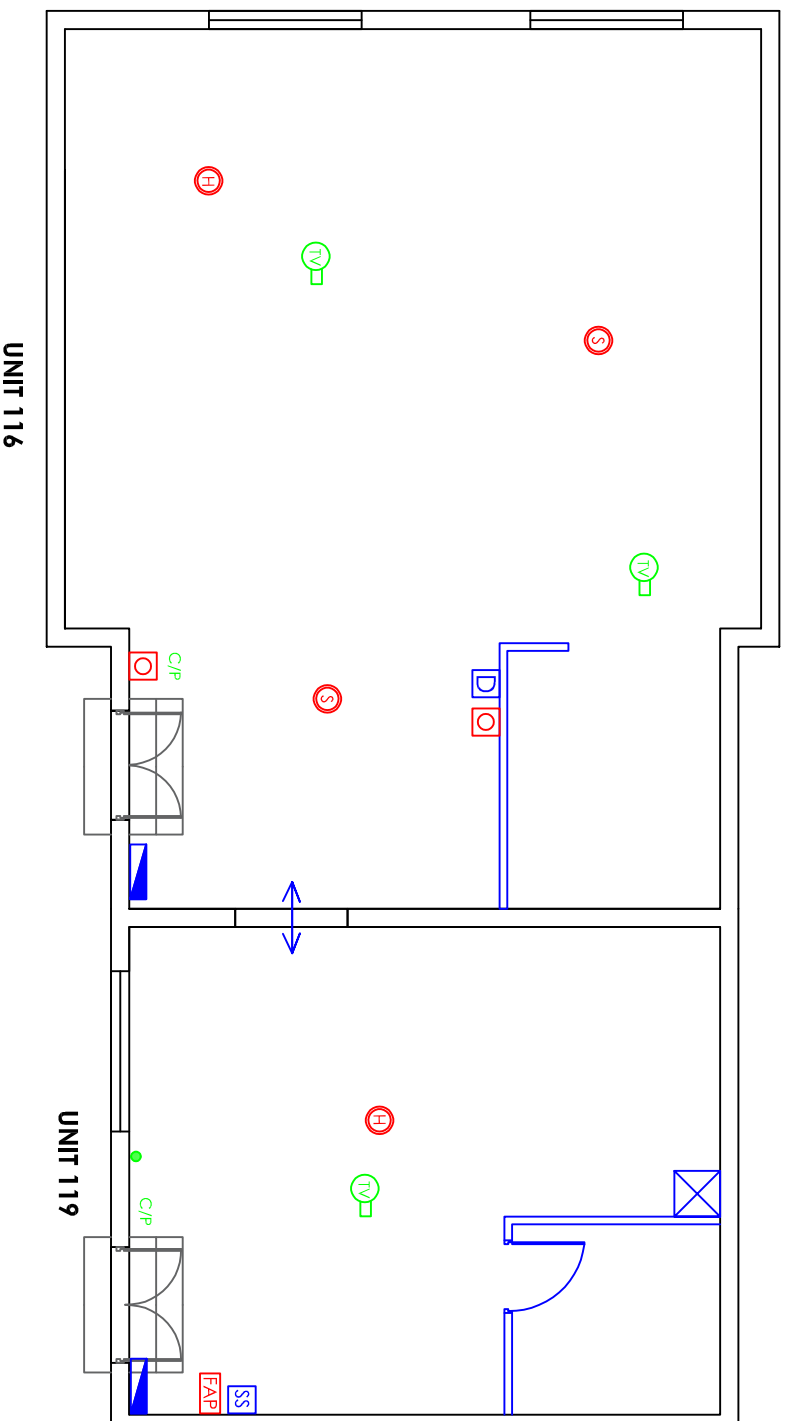
Date 03/03/21	Scale @A3 1:100	Drawing Status: P
------------------	--------------------	----------------------

Filename:
015_FG_Proposed
fire and safety

Revision: Description: Date:

PROPOSED KEY:

-  Fire alarm control panel
-  Smoke detector/sounder
-  Fire alarm call point
-  Heat detector
-  Wall mounted IT rack
-  Exterior CCTV camera
-  360° interior camera CCTV
-  Camera display (via TV)
-  Panic button
-  Security system



Do not scale from this drawing. All dimensions to be verified on site prior to the commencement of any work or the production of any shop drawing.

This drawing remains the property of Progress, and is not to be disclosed or discussed with any third party without prior written authorization from Progress. All rights reserved.