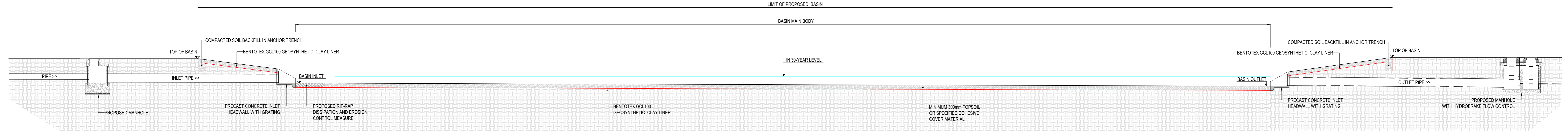
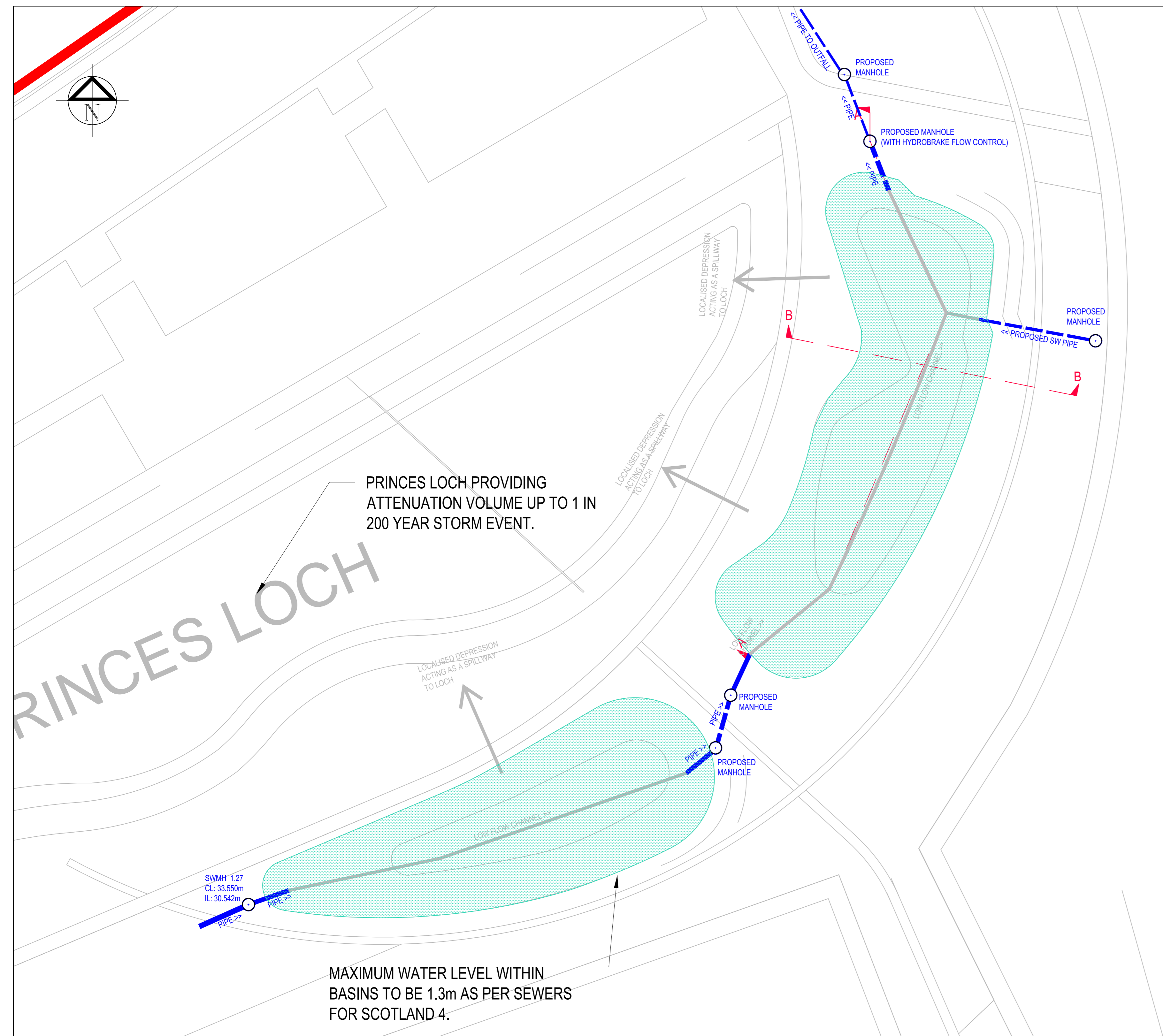


GENERAL NOTES

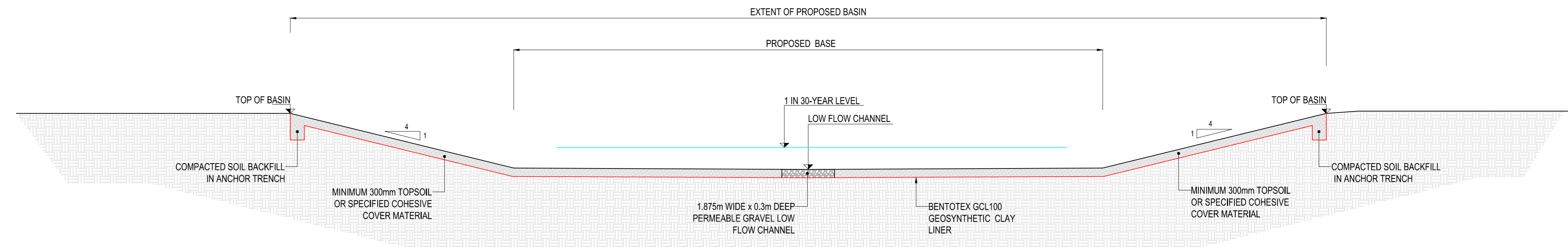
1. THIS DRAWING IS TO BE READ IN CONJUNCTION WITH ALL ENGINEER'S, ARCHITECT'S OR OTHER RELEVANT DRAWINGS AND SPECIFICATIONS.
2. ALL DIMENSIONS AND LEVELS ARE TO BE CHECKED ON SITE BY THE CONTRACTOR PRIOR TO PREPARING ANY WORKING DRAWINGS OR COMMENCING ON SITE.
3. THE CONTRACTOR MUST ENSURE AND WILL BE HELD RESPONSIBLE FOR THE OVERALL STABILITY OF THE BUILDING STRUCTURE EXCAVATION AT ALL STAGES OF THE WORK.
4. ALL WORK BY THE CONTRACTOR MUST BE CARRIED OUT IN SUCH A WAY THAT ALL REQUIREMENTS UNDER THE HEALTH AND SAFETY AT WORK ACT ARE SATISFIED.
5. ALL WORK IS TO BE CARRIED OUT IN COMPLIANCE WITH THE REQUIREMENTS OF THE RELEVANT STATUTORY AUTHORITIES AND REGULATIONS.



TYPICAL CROSS SECTION A - A
NTS



TYPICAL BASIN LAYOUT
SHOWING PROPOSED CROSS SECTION LOCATIONS
SCALE 1:500



TYPICAL CROSS SECTION B - B
NTS

Rev	Date	Description	By
P03	20.03.21	AMENDED TO SUIT NEW BASIN LAYOUT	KX
P02	14.01.21	NOTES REVISED FOR PLANNING	PM
P01	18.12.20	DRAFTED FOR PLANNING	KX

Project: **BLINDWELLS**

Title: **PHASE 2 PROPOSED TYPICAL BASIN DETAILS**

Client: **HARGREAVES SERVICES (BLINDWELLS) LTD**

South Suite 8 Nelson Mandela Place Glasgow G2 1BT
t 0141 441 1800
e mail@watermangroup.com www.watermangroup.com

PLANNING					
Drawn By	Checked By	TH	Waterman Ref	WIE17684	
PM	TH			Date	18.12.20
AG				Scale @ A3	1:500
Project - Originator - Volume - Level - Type - Rate - Number				Reason	
17684-WIE-92-ZZ-DR-C-00013				P03	

