

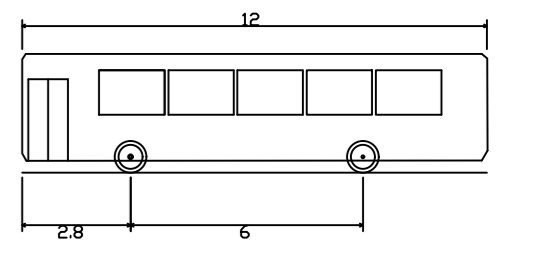
Only figured dimensions to be used. Dimensions to be verified on site. Any discrepancies should be referred to the Engineer prior to work being put in hand.
 This drawing is the property of Waterman Infrastructure & Environment Limited, and the drawing is issued on the condition that it is not copied, reproduced, retained or disclosed in any unauthorised person, either wholly or in part without the consent in writing of Waterman Infrastructure & Environment Limited.
 Peckhams Wharf, Clark Street, London SE1 1QG. T 020 7928 7888. F 020 7922 0922

GENERAL NOTES

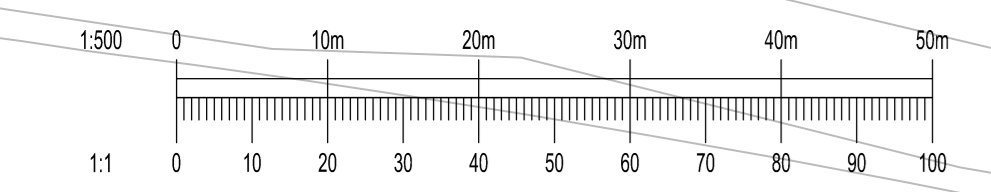
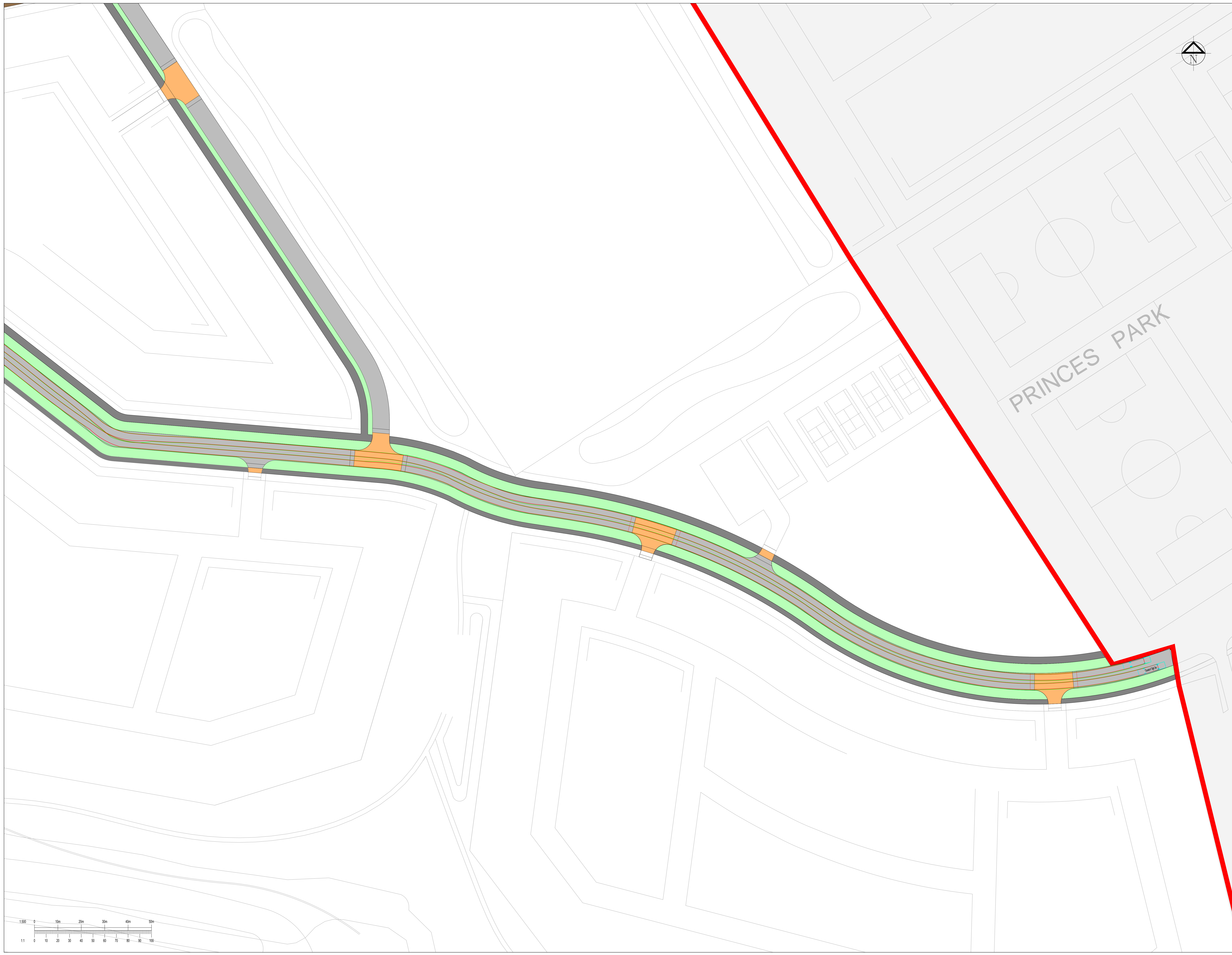
1. THIS DRAWING IS TO BE READ IN CONJUNCTION WITH ALL ENGINEERS, ARCHITECTS OR OTHER RELEVANT DRAWINGS AND SPECIFICATIONS.
2. ALL DIMENSIONS AND LEVELS ARE TO BE CHECKED ON SITE BY THE CONTRACTOR PRIOR TO PREPARING ANY WORKING DRAWINGS OR COMMENCING ON SITE.
3. THE CONTRACTOR MUST ENSURE AND WILL BE HELD RESPONSIBLE FOR THE OVERALL STABILITY OF THE BUILDING STRUCTURE/EXCAVATION AT ALL STAGES OF THE WORK.
4. ALL WORK BY THE CONTRACTOR MUST BE CARRIED OUT IN SUCH A WAY THAT ALL REQUIREMENTS UNDER THE HEALTH AND SAFETY AT WORK ACT ARE SATISFIED.
5. ALL WORK IS TO BE CARRIED OUT IN COMPLIANCE WITH THE REQUIREMENTS OF THE RELEVANT STATUTORY AUTHORITIES AND REGULATIONS.

LEGEND

- DENOTES PROPOSED PHASE 2 BOUNDARY
- DENOTES VEHICLE BODY PATH
- DENOTES VEHICLE WHEEL PATH
- DENOTES PROPOSED CARRIAGEWAY
- DENOTES PROPOSED FOOTPATH
- DENOTES PROPOSED SOFT LANDSCAPING
- DENOTES PROPOSED RASSED SPEED TABLE
- DENOTES PROPOSED FACTORED FOOTPATH



'Standard' Rigid Bus
 Overall Length 12.000m
 Overall Width 2.550m
 Overall Body Height 3.050m
 Min Body Ground Clearance 0.300m
 Track Width 2.350m
 Lock to lock time 2.00s
 Wall to wall Turning Radius 10.77m



Rev	Date	Description	By
PSK	14.01.21	AMENDED TO SUIT UPDATED ARCHITECTS LAYOUT	AG
PSI	08.01.21	AMENDED AS PER CLIENTS COMMENTS	AG
PIQ	18.12.20	DRAFTED FOR PLANNING	AG
PII	27.11.20	DRAFTED FOR PLANNING	AG

Project: **BLINDWELLS**

Title: **PHASE 2 BUS SWEEP PATH ANALYSIS SHEET 3 OF 3**

Client: **HARGREAVES SERVICES (BLINDWELLS) LTD**

South Suite 8 Nelson Mandela Place Glasgow G2 1BT
 0141 424 1999
 mail@watermangroup.com www.watermangroup.com

Discipline: **PLANNING**

Designed By: PM	Checked By: TH	Waterman Ref: WIE17684
Drawn By: PM	Date: NOV/20	Scale @ A0: 1:500

Project	Originator	Volume	Level	Type	Risk	Number	Revision
17684-WIE-05-ZZ-DR-C-00006							P04