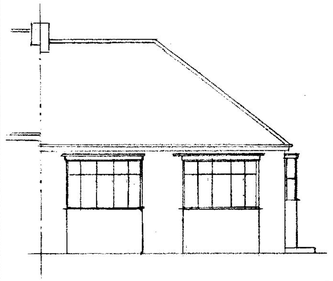

EXISTING FRONT ELEVATION

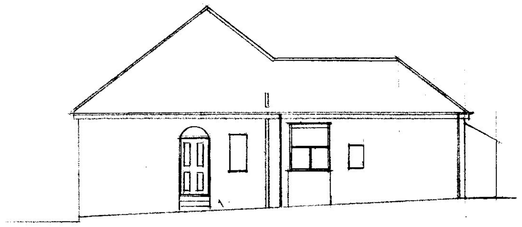

EXISTING GABLE ELEVATION

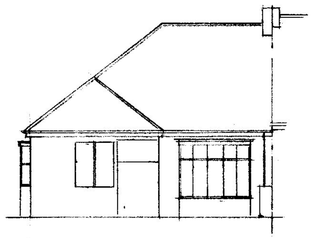

EXISTING REAR ELEVATION

MATCHING CONC. TILES ON 50 x 25 TREATED BATTENS ON 'TYVEK' BREATHABLE MEMBRANE, ON TRUSSED RAFTERS @ 600 CRS (CALCS BY MANUFACTURER) WITH 150mm GLASS WOOL INSULATION BETWEEN, & 150mm LAID @ RIGHT ANGLES OVER.
12.5mm PLASTER BOARD & SKIM.

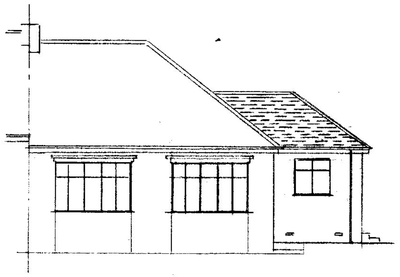

PROPOSED FRONT ELEVATION

USE BIRTLEY SUPERGALV LINTOLS TYPE CB90 OVER NEW DOOR & WINDOW OPENINGS, MIN. END BEARING 150mm

PROPOSED GABLE ELEVATION

CODE 4 LEAD ON 18mm PLYWOOD LAYBOARDS TO VALLEYS

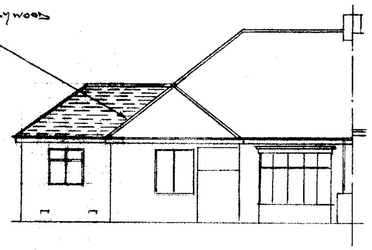

PROVIDE AIR BRICKS & CAVITY LINERS TO MAINTAIN UNDER FLOOR VENTILATION

PROPOSED REAR ELEVATION

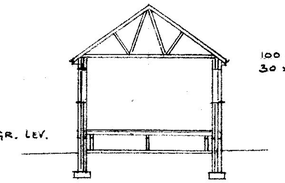

100 x 50 S.W. WALL PLTS
30 x 5 GALV. HD STRAPS @ 2m CRS

D.P.C. MIN. 150mm ABOVE GR. LEV.

600 x 225 CONC. STRIP FOUND. TO B.S 8004 MIN. DEPTH 900mm BELOW GR LEV. & BELOW INVERT LEV. OF EXIST. DRAINS

FLOOR,
18mm CHIPBOARD FLOORING (TREATED) ON 125 x 50 S.W. JOISTS @ 400 CRS 100mm CELOTEX BETWEEN ON 100 x 50 S.W. WALL PLTS ON D.P.C. ON SLEEPER WALLS ON 100mm CONCRETE SLAB ON 150mm HARD CORE.

SECTION

VENTILATION - WINDOW OPENING SASHES TO PROVIDE VENT^N EQUIV. TO 1/70TH OF FLOOR AREA. PROVIDE BACKGROUND VENT'N VIA WINDOW HEAD TRICKLE VENTS (8000 mm²) ALONG WITH MECHANICAL VENT'N (60 LTS/SEC DISCHARGE)

LATERAL RESTRAINT - PROVIDE LATERAL RESTRAINT TO ROOF, USING 30 x 5 GALV. STRAPS @ 2m CRS. STRAPS TO SPAN 3 N° TIMBERS WITH NOGGINS BETWEEN

DRAINAGE - LAY 100mm P.V.C. DRAINS TO MIN. FALLS 1:40 BEDDED & SURROUNDED IN PEA GRAVEL. NEW GULLYS TO BE TRAPPED & RODDABLE, WHERE DRAINS PASS THROUGH WALLS, PROVIDE R.C LINTOLS OVER

GLAZING - NEW GLAZING TO ACHIEVE A 'U' VALUE OF 1.6 W/m²K FOR WINDOWS & 1.8 W/m²K FOR DOORS (ARGON FILLED) GLAZING IN CRITICAL LOCATIONS TO BE TOUGHENED.

WALL TIES - STAINLESS, MAX SPACING 750mm HORIZONTAL, 450mm VERTICAL & 215mm @ JAMBS.

ELECTRICAL - ALL ELECTRICAL WORK TO BE DESIGNED, INSTALLED, INSPECTED & TESTED BY A PERSON COMPETENT TO DO SO, IN ACC. WITH B.S. 7671, & COMPLIANT WITH PART 'P'

RADIATORS - T.R.V.'S TO BE FITTED TO RADIATORS

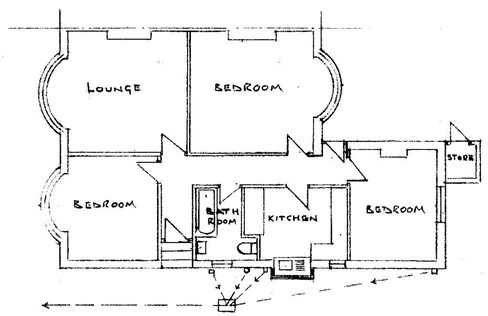

EXISTING GROUND FLOOR PLAN

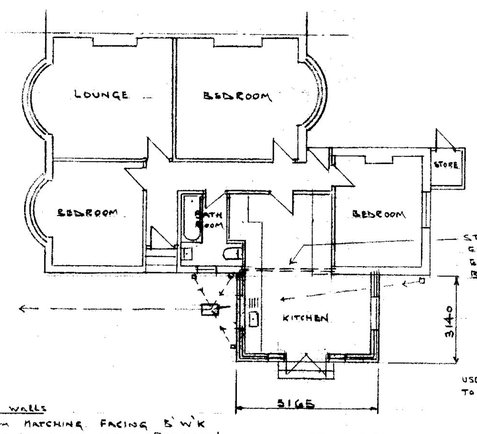

STEEL BEAM POSITIONED UNDER EXISTING WALL PLT, TO BE ENCASED IN 12.5mm PLASTER BOARD & SKIM. (SEE CALC. SHEETS)

USE EXPAMET MULTI-STARTERS TO SECURE NEW B'WK TO EXIST.

EXT. WALLS
100mm MATCHING FACING B'W'K
100mm CAVITY INC. 100mm ROCKWOOL
100mm THERMALITE BLOCKWORK
12.5mm PLASTER BOARD & SKIM

USE INSULATED CAVITY CLOSERS TO NEW DOOR & WINDOW JAMBS

ALL CAVITIES TO BE CONTINUOUS

PROPOSED GROUND FLOOR PLAN

GENERAL NOTES:
1) ROOF TILES NOT TO EXCEED MANUFACTURERS RECOMMENDED MIN PITCH
2) ALL SITE DIMENSIONS & CONDITIONS TO BE CHECKED BY BUILDER BEFORE WORK BEGINS.
3) THERE ARE NO TREES WITHIN 20 MTS
4) ALL WORK TO COMPLY WITH PARTY WALL ACT 1996.

PROPOSED ALTERATIONS AT
4 WOODVILLE COURT
HIGH BARNES, SUNDERLAND
SCALE 1:100

DRAWN BY K. HENDERSON 07932992671