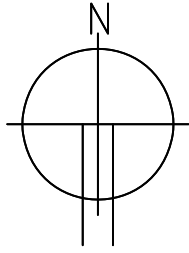
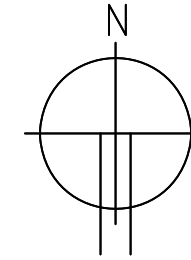


# 128 Poplar Road - Site Plans



SITE LOCATION PLAN SCALE 1:1250 @A3




SITE BLOCK PLAN SCALE 1:500 @A3

Notes  
 © This drawing is the copyright of Cowley Design and may not be reproduced or used except by written permission.  
 Figured dimensions to have precedence over scaling.  
 Read this drawing in conjunction with the outline specification.  
 Check site dimensions prior to fabrication, etc.  
 Whether specifically stated or not, all work is to comply with:  
 The Building Regulations  
 The Client's Brief agreed with the Builder.  
 The Client will be responsible for appointing the Builder and for providing contract administration services on the project. After submission of the building regulation application, the Builder will be responsible for complying with the building regulations and liaising fully with the Local Authority Building Control.  
 The proposed works may affect the adjoining owners property as prescribed in the Party Wall etc, Act 1996. The client is required to seek independent advice from a Party Wall Surveyor on all matters relating to the requirements of the Act.  
 THIS DRAWING IS FOR PLANNING AND OUTLINE BUILDING REGULATIONS ONLY.

**Notes:**

| REV | DATE | AMENDMENT | BY | CHK |
|-----|------|-----------|----|-----|
|     |      |           |    |     |



**COWLEY DESIGN**  
 www.cowleydesignarchitects.com

**MRS & MRS GEOBEY**  
 128 POPLAR ROAD  
 SOLIHULL

**SITE PLANS**

|        |              |      |          |
|--------|--------------|------|----------|
| SCALE  | as shown @A3 | DATE | MAR 2021 |
| JOB NO | CD_21_02     |      |          |
| DWG NO | 03           | REV  |          |