

Soft landscape specification

1. Implementation Plan:

It is recommended that planting does not take place prior to mid-late Spring (April-May). Planting to commence on completion of hard and soft landscaping when the property has been occupied.

2. Planting Plan and Written Specification:

All planting stock should be established nursery potted, be healthy and strong with a good shape and strong root system. All plants should be dug in at a size in excess of the roots to allow the roots to spread out at their natural depth as they existed in the nursery and planted in good quality imported top soil with sufficient compost matter, bone meal and fertilisers where required and watered in with 75mm of medium grade bark mulch. Once all hard landscaping works have been carried out calculations for the required top soil can be made.

3. Plant schedule:

1. Pittosporum tenuifolium 'Tom Thumb', 7.5L pot size, 0.5 -1m plant size, 11No.
2. Fatsia Japonica, 7.5L pot size, 0.5 -1m plant size, 7No.
3. Euonymus Fortunei 'Emerald 'n' Gold', 7.5L pot size, 0.5 -1m plant size, 4No.

4. Maintenance:

All plants are to be maintained until established and clipped to required heights and densities. All weed growth to be removed and the beds kept clean. Allow for watering for the first two years to ensure establishment. Top up mulch to a depth of 75mm annually.

5. Replacement Planting:

Replace any plant within a five year period that fails to thrive or is below specification.

Bird/Bat box specification:

The bat or nest boxes are to be positioned out of direct sunlight and prevailing winds, at least two metres above ground at some point on or between the north and east elevations of a building. Boxes should be placed away from windows, tight under the eaves. Ensure that there is a clear drop beneath the box and that the flight path is not obstructed by trees, cables, creepers, aerials or other buildings.

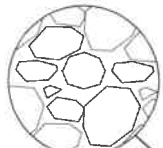
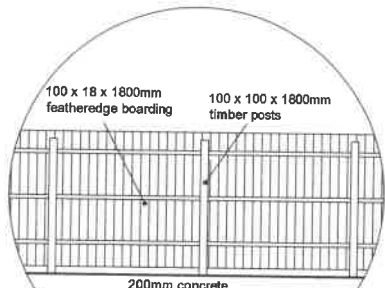
Guidelines on the number of boxes you should install on any given building:

- medium to large birds: 1 - 4 boxes

a row of bee blocks are to be positioned to rear corner of garden so that they are as sheltered as possible

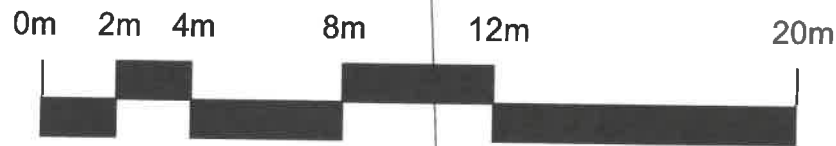


SITE PLAN 1:200

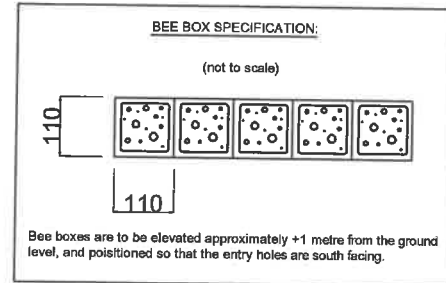
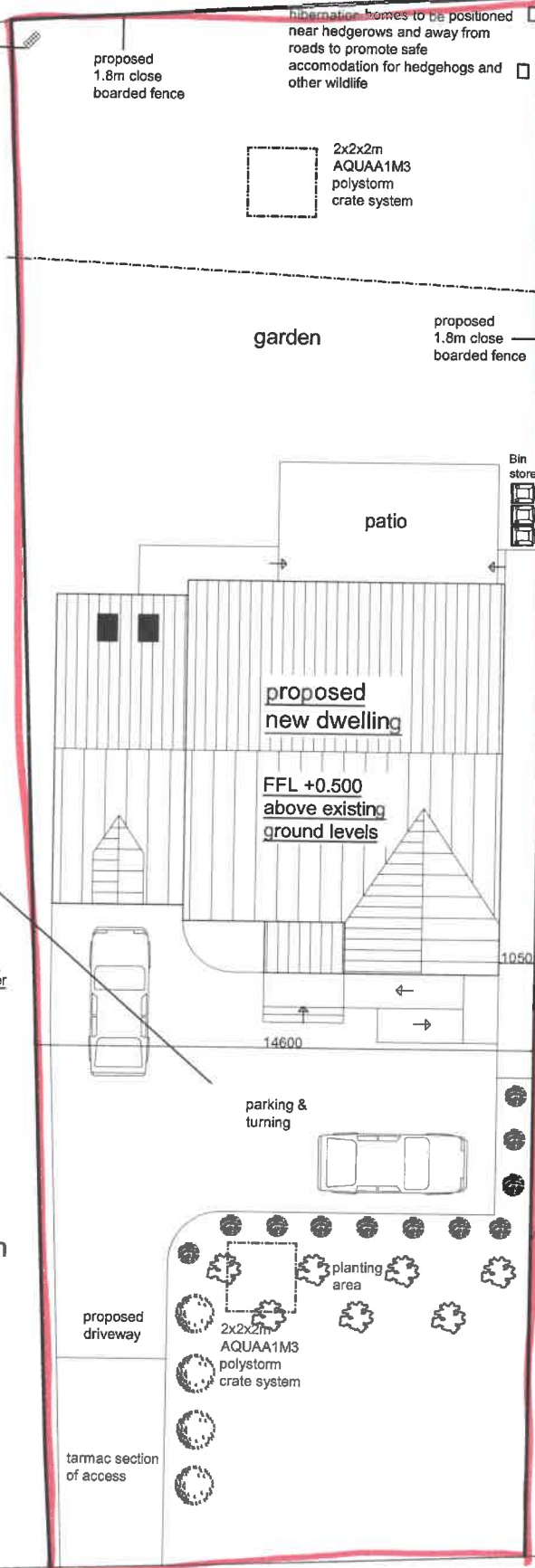


gravel driveway (not to scale)

position of bird/bat boxes to be fixed to gable as per specification



The proposed driveways are to be up to fire brigade standards. Each track is to be a minimum clear width of 3.7metres for the entire length.



No unbound material shall be used in the surface finish of the driveway within 6 metres of the highway boundary of the site.

BLACKHORSE DROVE

Contract : PROPOSED NEW DWELLING, ADJ TO 30, BLACKHORSE DROVE, LITTLEPORT, ELY, CAMBS.

Title : SITE PLAN

These drawings are the COPYRIGHT of Greg Saberton Design. Unauthorised copying is not permitted.

Revisions :

Scale : 1 : 200
Date : FEB 2021
Drawing Number : 02 / 2598 / 20

GREG SABERTON DESIGN
ARCHITECTURAL DESIGN CONSULTANCY
Tom's Hole Barn, Branch Bank, Prickwillow, Ely, Cambridgeshire, CB7 4UR
Tel/Fax : 01353 687999
Email : greg@gregsabertondesign.co.uk