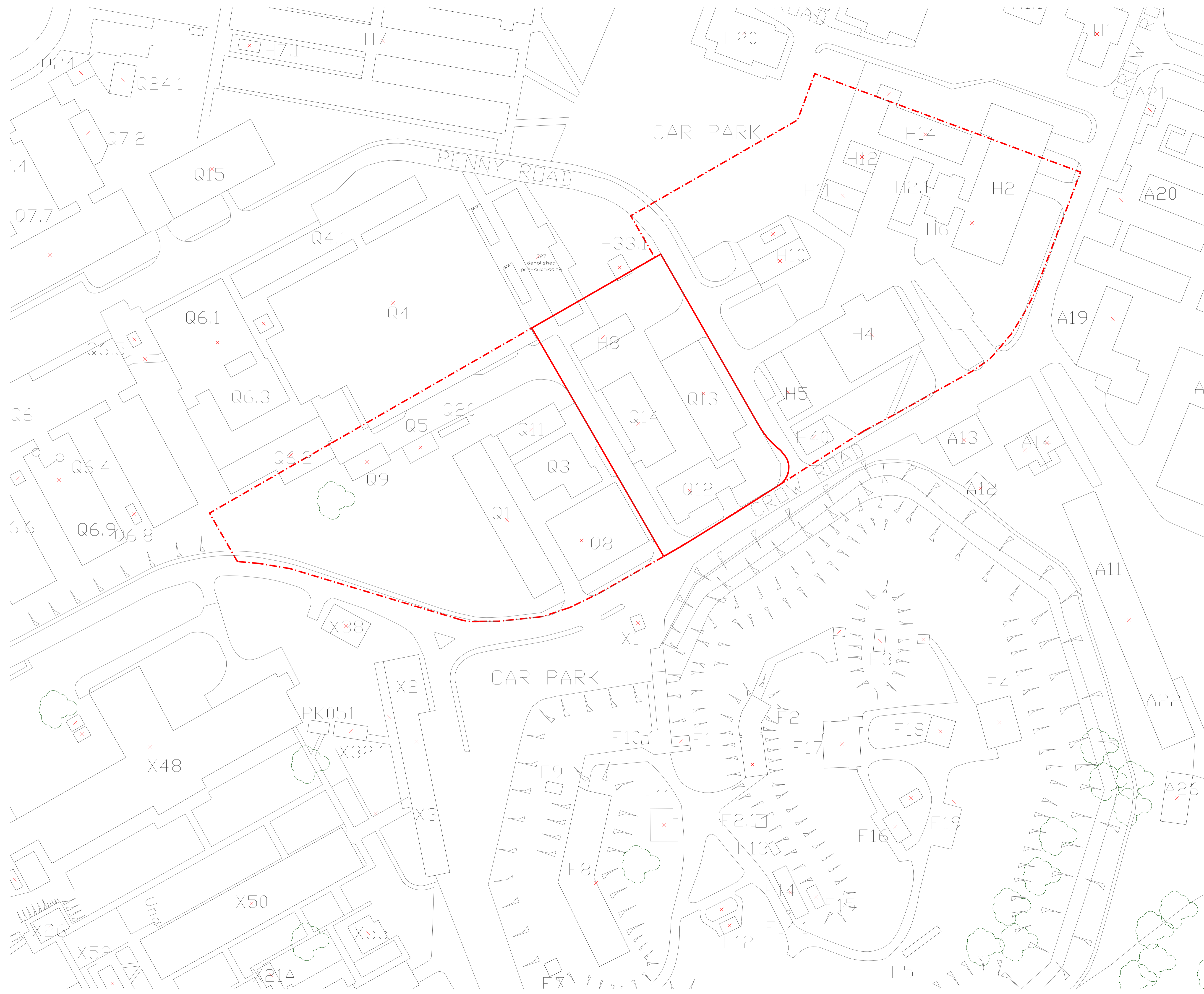


Appendix 3.5



VILLAGE CENTRE DETAILED DESIGN



Notes:
 Do not scale from this drawing.
 All contractors must visit the site and be responsible for taking and checking Dimensions.
 All construction information should be taken from figured dimensions only.
 Any discrepancies between drawings, specifications and site conditions must be brought to the attention of the supervising officer.
 This drawing and the works depicted are the copyright of JTP.

This drawing is for planning purposes only. It is not intended to be used for construction purposes. Whilst all reasonable efforts are used to ensure drawings are accurate, JTP accept no responsibility or liability for any reliance placed on, or use made of, this plan by anyone for purposes other than those stated above.

Key

-  Redline boundary of detailed application within Village Centre
-  Design guidance boundary line of Village Centre (outline planning)

P1	20.09.19	PLANNING	CDS	RT
Rev	Date	Description	Drawn	Chkd
Drawing Status				
PLANNING				

Client



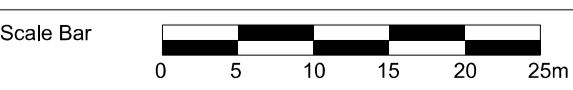

JTP Studios
 Unit 5, The Rum Warehouse
 Pennington Street
 London, E1W 2AP
 +44 (0)20 7017 1780
 www.jtp.co.uk

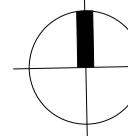
Project
Fort Halstead

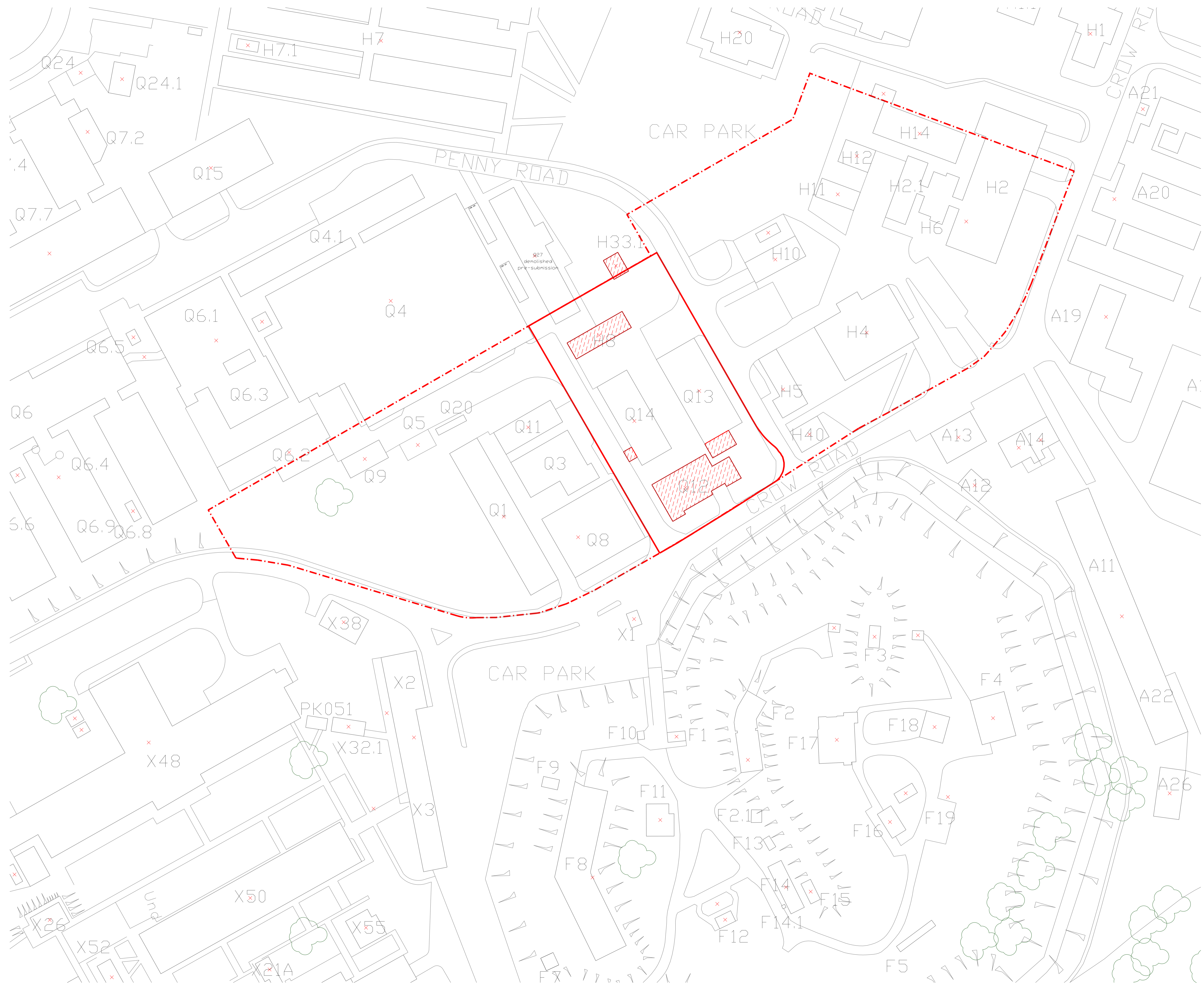
Drawing Title
**Village Centre
 Location Plan**

Scale @ A1 1:500 Job Ref. 00556J

Drawing No. 00556J_MP_S01 Revision P1

Scale Bar  0 5 10 15 20 25m








Notes:
 Do not scale from this drawing.
 All contractors must visit the site and be responsible for taking and checking Dimensions.
 All construction information should be taken from figured dimensions only.
 Any discrepancies between drawings, specifications and site conditions must be brought to the attention of the supervising officer.
 This drawing and the works depicted are the copyright of JTP.


This drawing is for planning purposes only. It is not intended to be used for construction purposes. Whilst all reasonable efforts are used to ensure drawings are accurate, JTP accept no responsibility or liability for any reliance placed on, or use made of, this plan by anyone for purposes other than those stated above.

Key

-  Redline boundary of detailed application within Village Centre
-  Design guidance boundary line of Village Centre (outline planning)
-  Proposed demolition within redline boundary:
 Q12
 H8
 H33.1
 Partial elements of Q13-14

P1	20.09.19	PLANNING	CDS	RT
Rev	Date	Description	Drawn	Chkd

Drawing Status
PLANNING

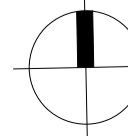


Project
Fort Halstead

Drawing Title
**Village Centre
 Proposed demolition**

Scale @ A1 1:500 Job Ref. 00556J

Drawing No. 00556J_MP_S02 Revision P1



Notes:
 Do not scale from this drawing.
 All contractors must visit the site and be responsible for taking and checking Dimensions.
 All construction information should be taken from figured dimensions only.
 Any discrepancies between drawings, specifications and site conditions must be brought to the attention of the supervising officer.
 This drawing and the works depicted are the copyright of JTP.

This drawing is for planning purposes only. It is not intended to be used for construction purposes. Whilst all reasonable efforts are used to ensure drawings are accurate, JTP accept no responsibility or liability for any reliance placed on, or use made of, this plan by anyone for purposes other than those stated above.


Key

- Redline boundary of detailed application within Village Centre
- Design guidance boundary line of Village Centre (outline planning)

P1	20.09.19	PLANNING	CDS	RT
Rev	Date	Description	Drawn	Chkd

Drawing Status
PLANNING

Client



Project
Fort Halstead

Drawing Title
**Village Centre
 Q13-14 Proposal in context**

Scale @ A1 1:500 Job Ref. 00556J
 Drawing No. 00556J_MP_S03 Revision P1
 Scale Bar 0 5 10 15 20 25m



Notes:
 Do not scale from this drawing.
 All contractors must visit the site and be responsible for taking and checking Dimensions.
 All construction information should be taken from figured dimensions only.
 Any discrepancies between drawings, specifications and site conditions must be brought to the attention of the supervising officer.
 This drawing and the works depicted are the copyright of JTP.

This drawing is for planning purposes only. It is not intended to be used for construction purposes. Whilst all reasonable efforts are used to ensure drawings are accurate, JTP accept no responsibility or liability for any reliance placed on, or use made of, this plan by anyone for purposes other than those stated above.

Key

- Redline boundary of detailed application within Village Centre
- Design guidance boundary line of Village Centre (outline planning)

P1	20.09.19	PLANNING	CDS	RT
----	----------	----------	-----	----

Rev	Date	Description	Drawn	Chkd

Drawing Status
PLANNING

Client



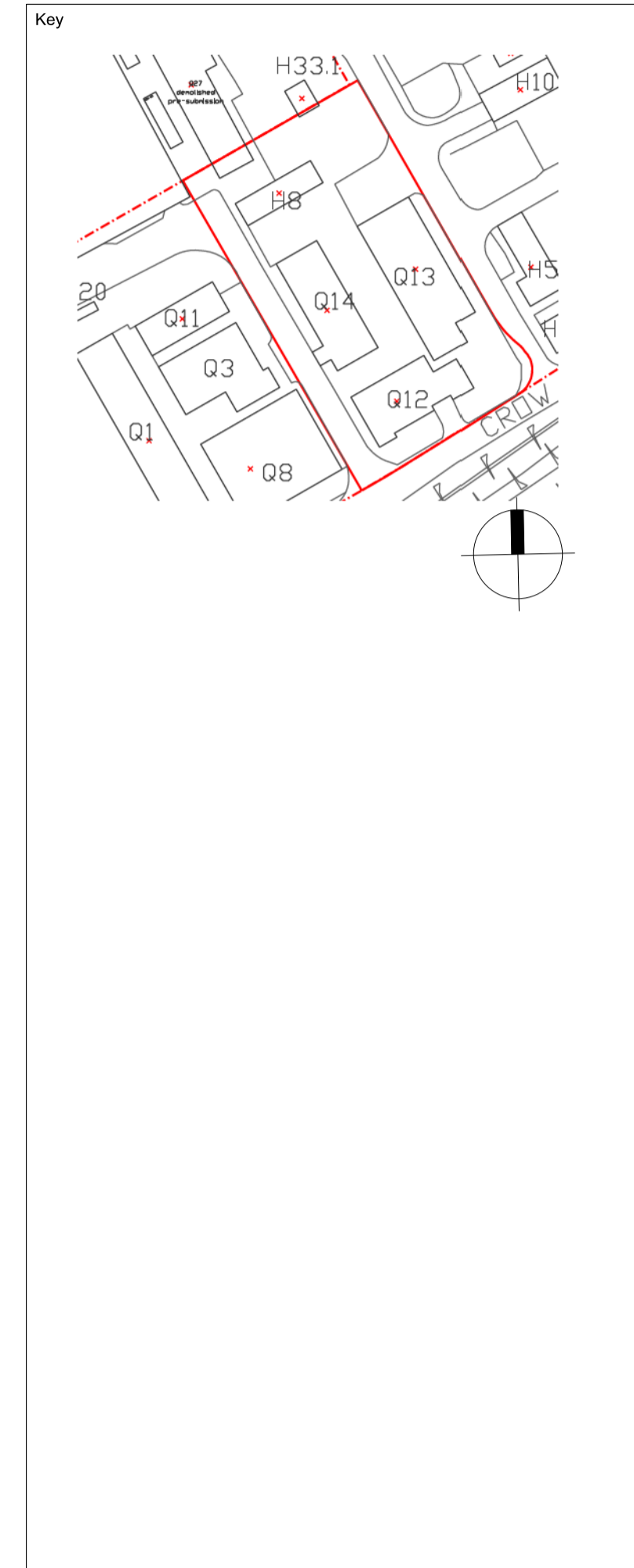
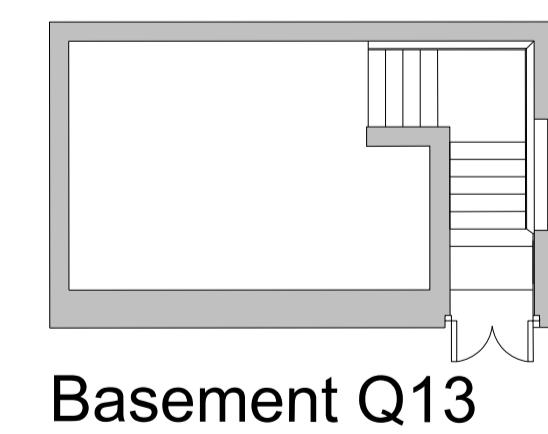
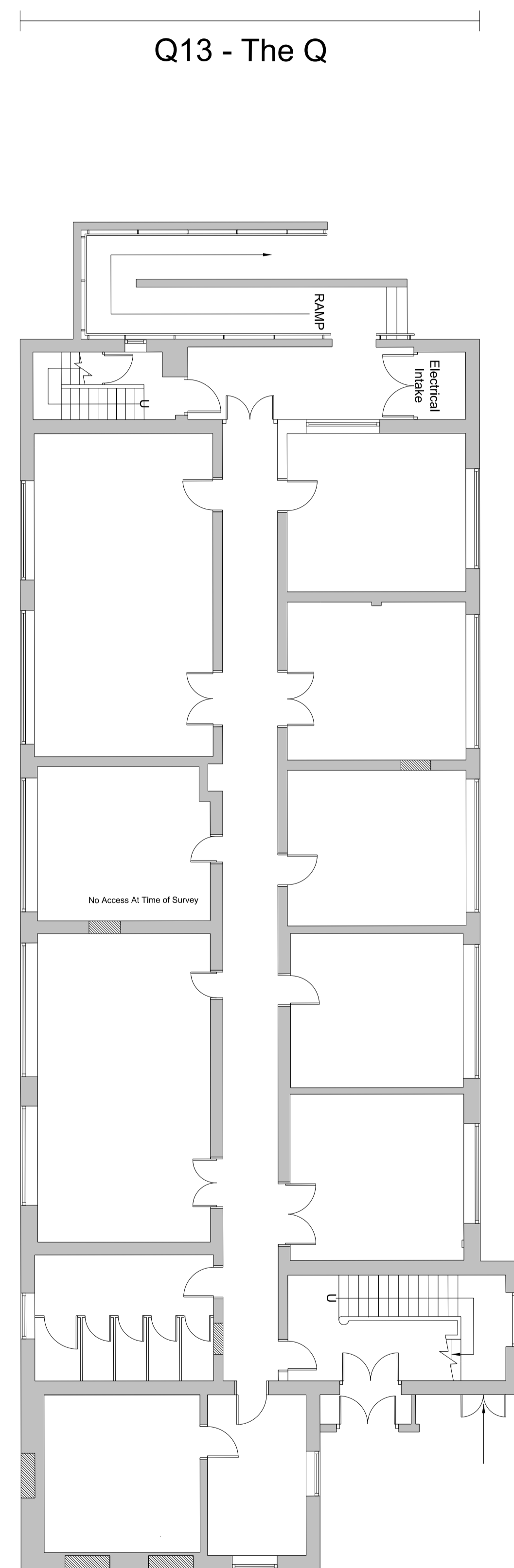
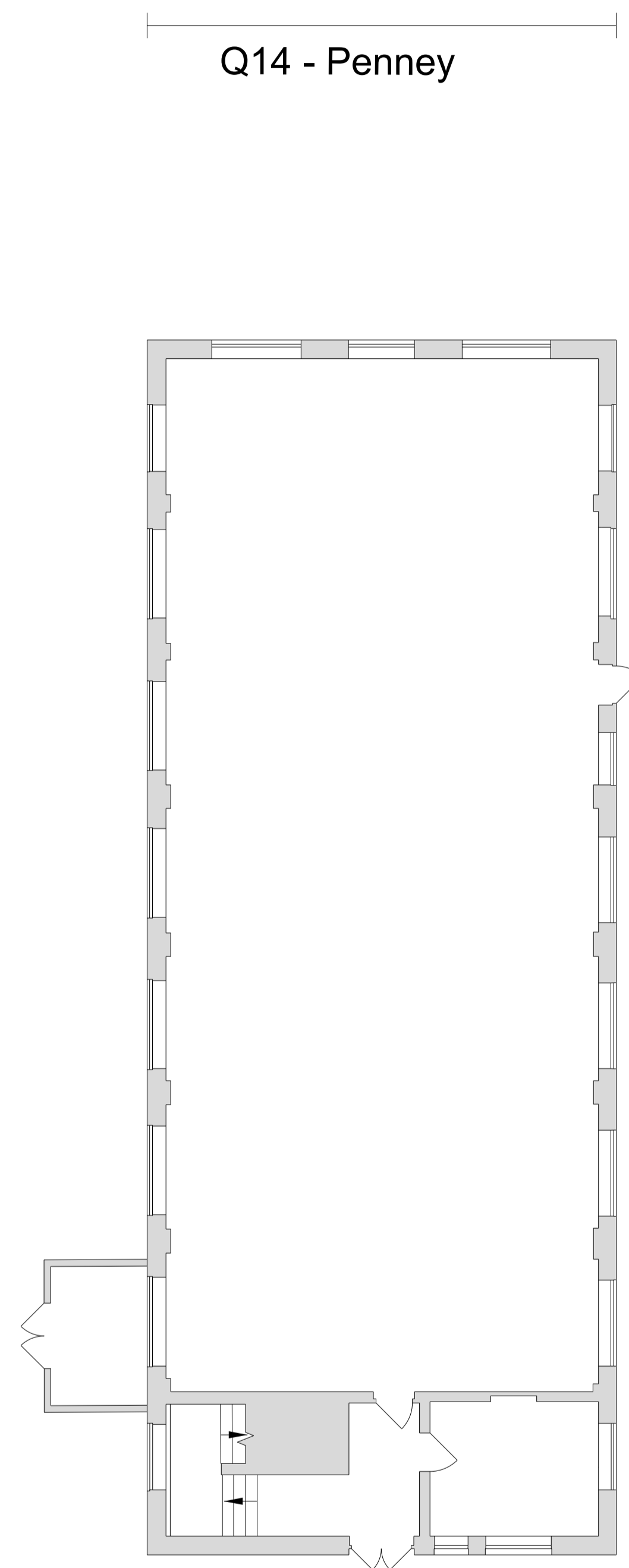
Project
Fort Halstead

Drawing Title
**Village Centre
 Q13-14 Proposed ground floor in context**

Scale @ A1 1:200 Job Ref. 00556J
 Drawing No. 00556J_MP_S04 Revision P1
 Scale Bar 0 2 4 6 8 10m

Notes:
 Do not scale from this drawing.
 All contractors must visit the site and be responsible for taking and checking Dimensions.
 All construction information should be taken from figured dimensions only.
 Any discrepancies between drawings, specifications and site conditions must be brought to the attention of the supervising officer.
 This drawing and the works depicted are the copyright of JTP.

This drawing is for planning purposes only. It is not intended to be used for construction purposes. Whilst all reasonable efforts are used to ensure drawings are accurate, JTP accept no responsibility or liability for any reliance placed on, or use made of, this plan by anyone for purposes other than those stated above.




P1	20.09.19	PLANNING	CDS	RT
----	----------	----------	-----	----

Rev	Date	Description	Drawn	Chkd
Drawing Status				

PLANNING

Client

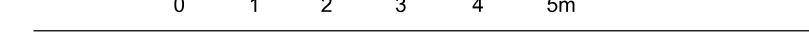


Project
Fort Halstead

Drawing Title
**Village Centre
 Q13-14 Existing Ground Floor**

Scale @ A1	1:100	Job Ref.	00556J
------------	-------	----------	--------

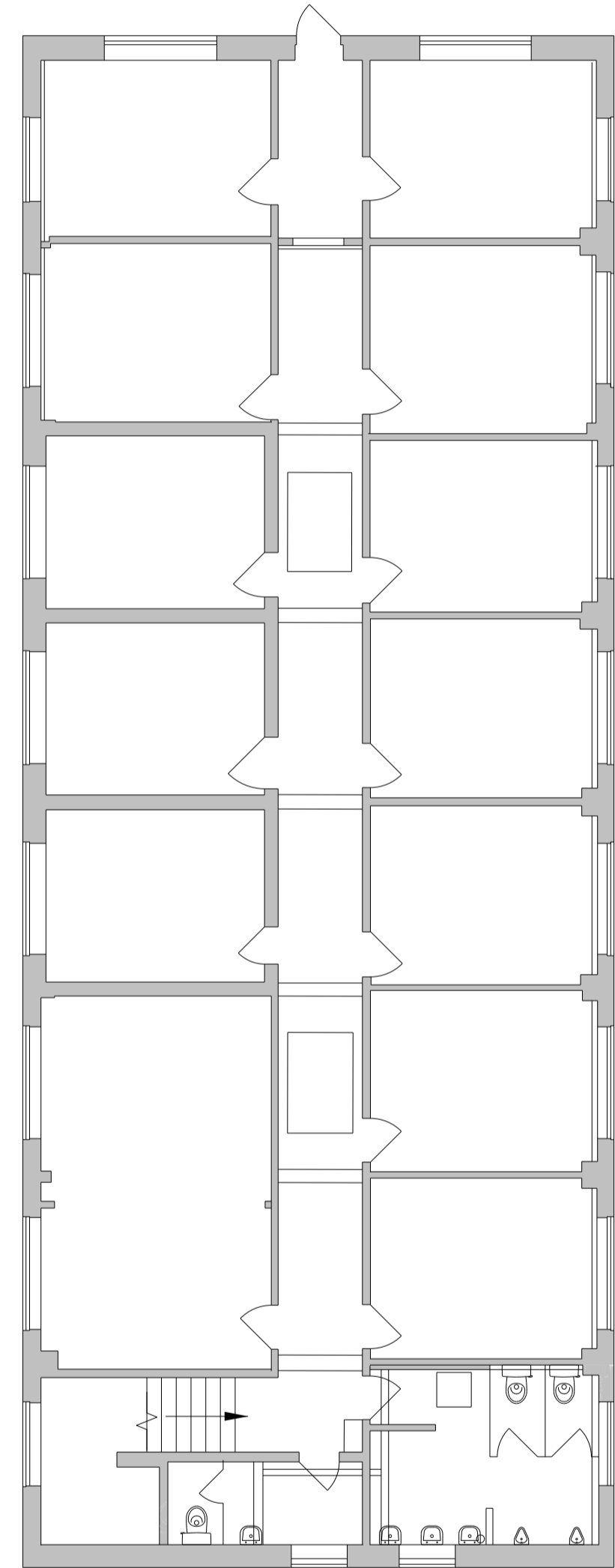
Drawing No.	00556J_Q13-14_S01	Revision	P1
-------------	-------------------	----------	----



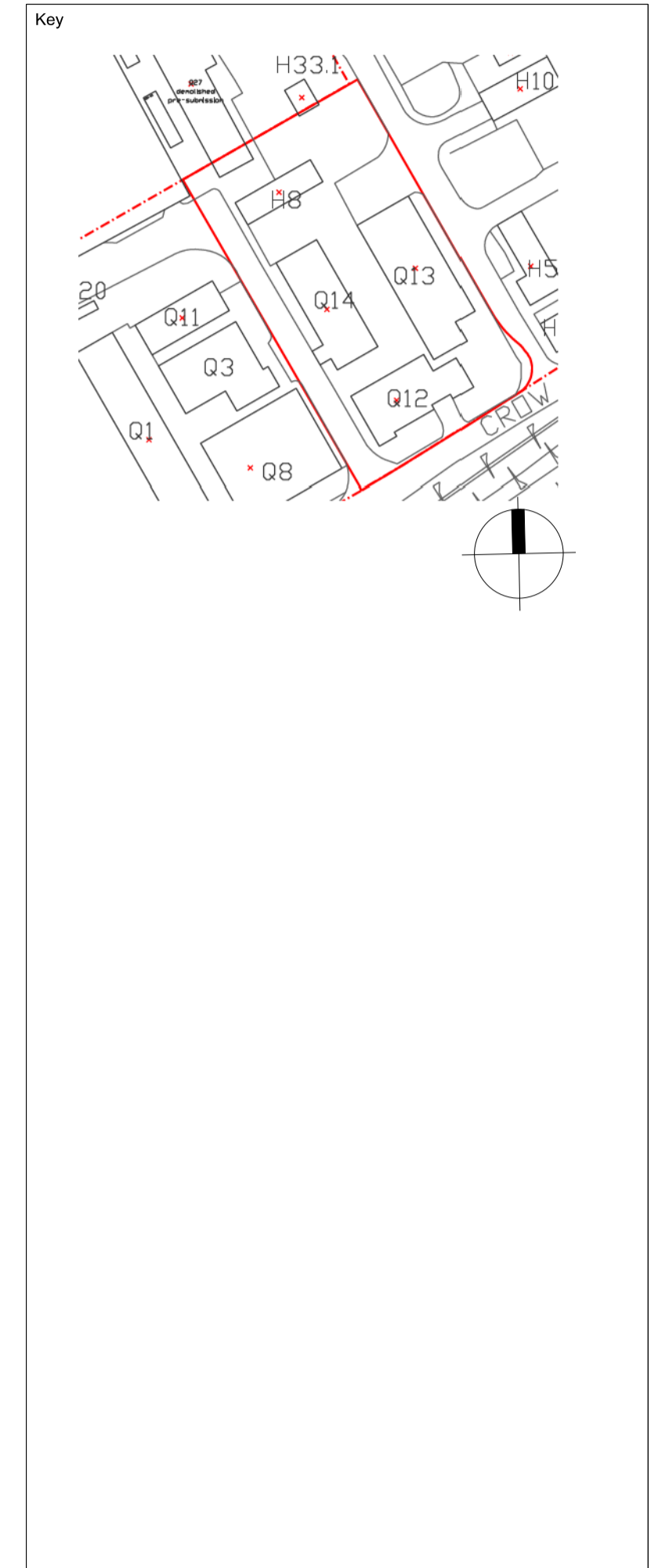
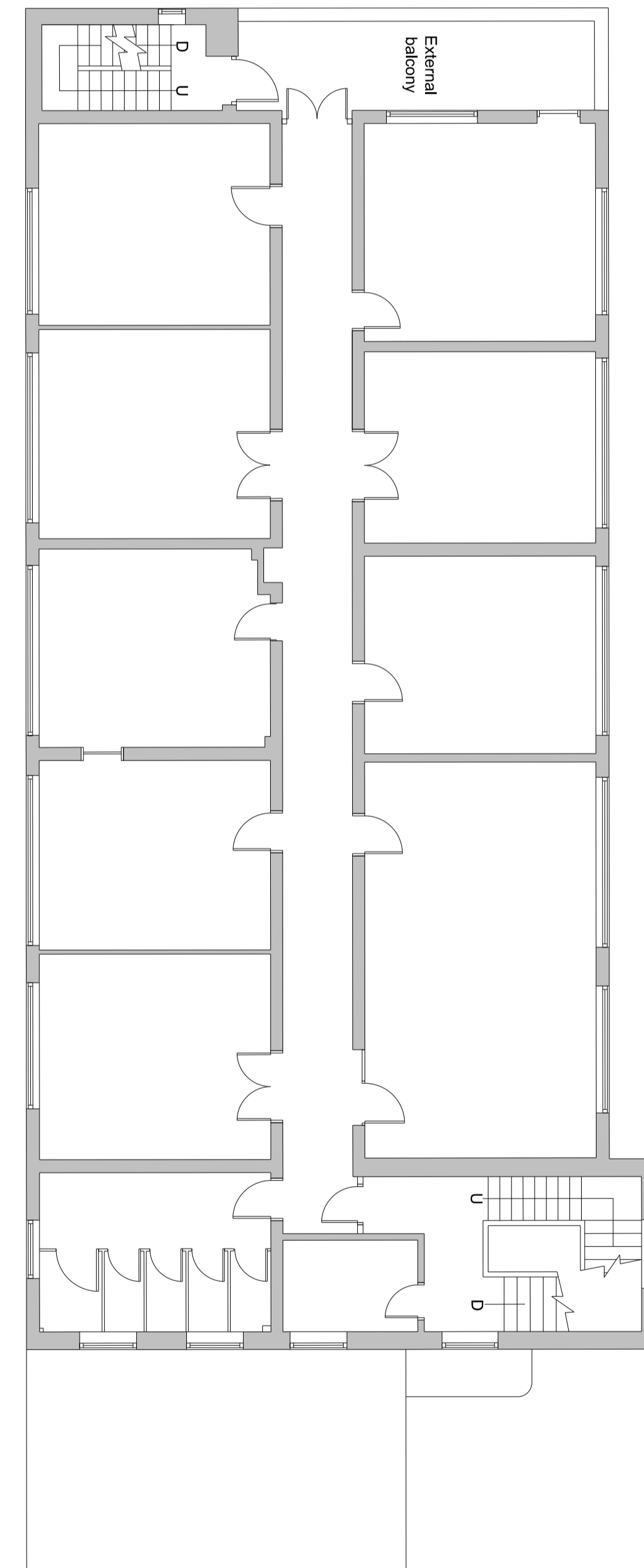
Notes:
 Do not scale from this drawing.
 All contractors must visit the site and be responsible for taking and checking Dimensions.
 All construction information should be taken from figured dimensions only.
 Any discrepancies between drawings, specifications and site conditions must be brought to the attention of the supervising officer.
 This drawing and the works depicted are the copyright of JTP.

This drawing is for planning purposes only. It is not intended to be used for construction purposes. Whilst all reasonable efforts are used to ensure drawings are accurate, JTP accept no responsibility or liability for any reliance placed on, or use made of, this plan by anyone for purposes other than those stated above.

Q14 - Penney



Q13 - The Q



P1	20.09.19	PLANNING	CDS	RT
----	----------	----------	-----	----

Rev	Date	Description	Drawn	Chkd
-----	------	-------------	-------	------

Drawing Status
PLANNING

Client

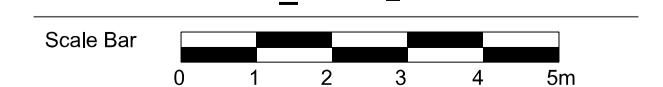


Project
Fort Halstead

Drawing Title
**Village Centre
 Q13-14 Existing First Floor**

Scale @ A1 1:100 Job Ref. 00556J


Drawing No. 00556J_Q13-14_S02 Revision P1



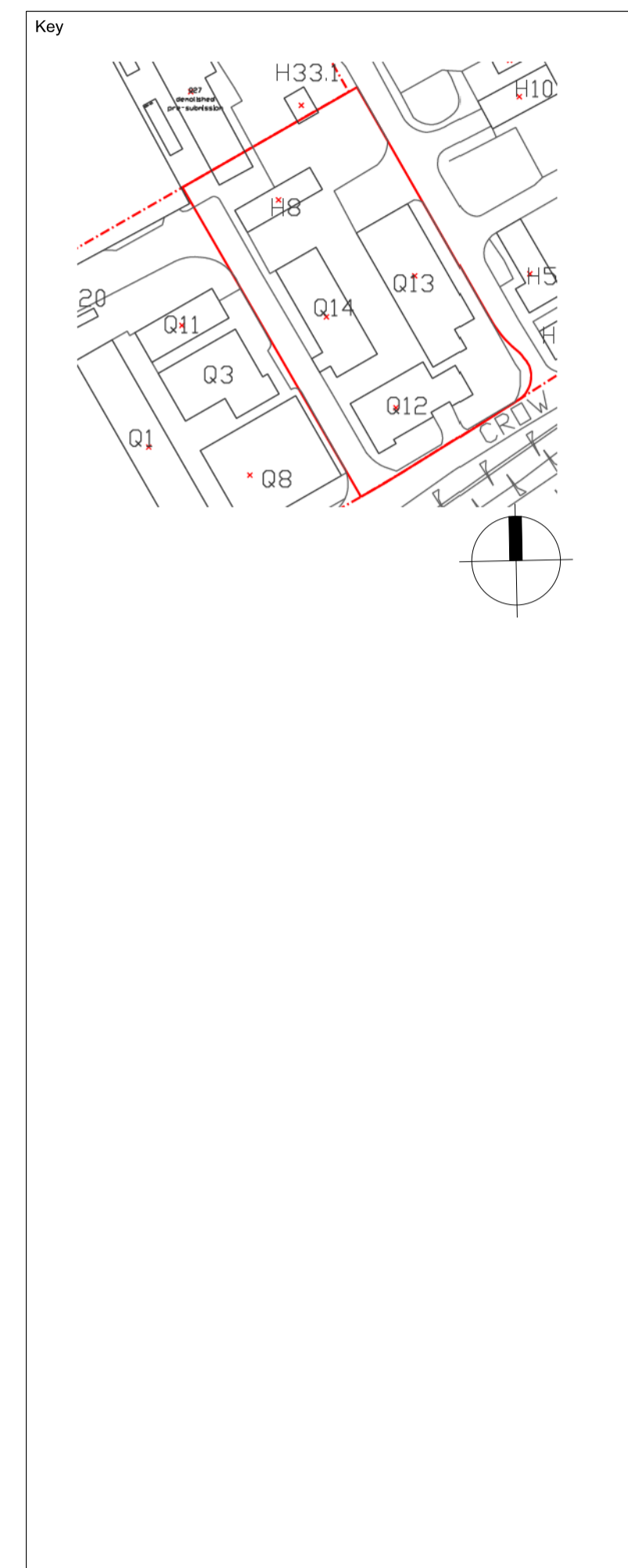

Notes:
 Do not scale from this drawing.
 All contractors must visit the site and be responsible for taking and checking Dimensions.
 All construction information should be taken from figured dimensions only.
 Any discrepancies between drawings, specifications and site conditions must be brought to the attention of the supervising officer.
 This drawing and the works depicted are the copyright of JTP.

This drawing is for planning purposes only. It is not intended to be used for construction purposes. Whilst all reasonable efforts are used to ensure drawings are accurate, JTP accept no responsibility or liability for any reliance placed on, or use made of, this plan by anyone for purposes other than those stated above.

Q14 - Penney



Q13 - The Q



P1	20.09.19	PLANNING	CDS	RT
----	----------	----------	-----	----

Rev	Date	Description	Drawn	Chkd
-----	------	-------------	-------	------

Drawing Status

PLANNING

Client

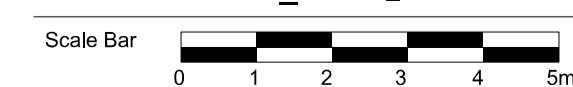


Project
Fort Halstead

Drawing Title
**Village Centre
 Q13-14 Existing Roof Plan**

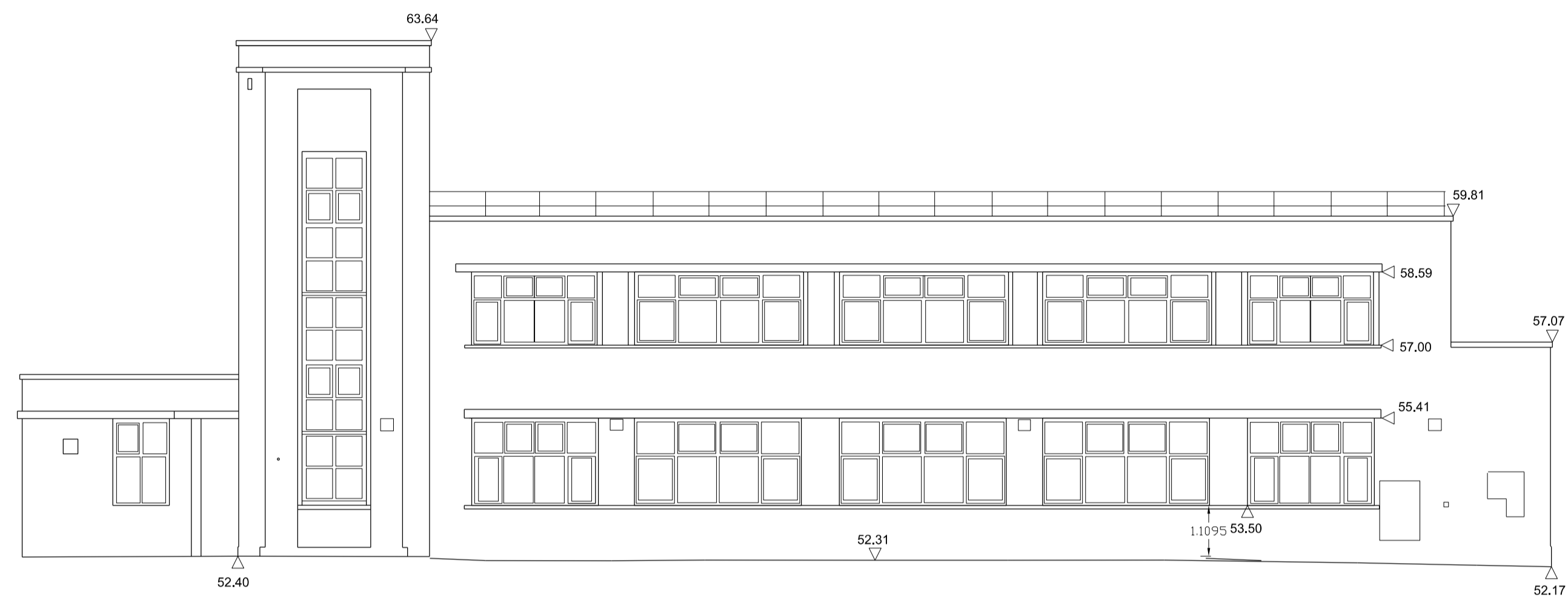
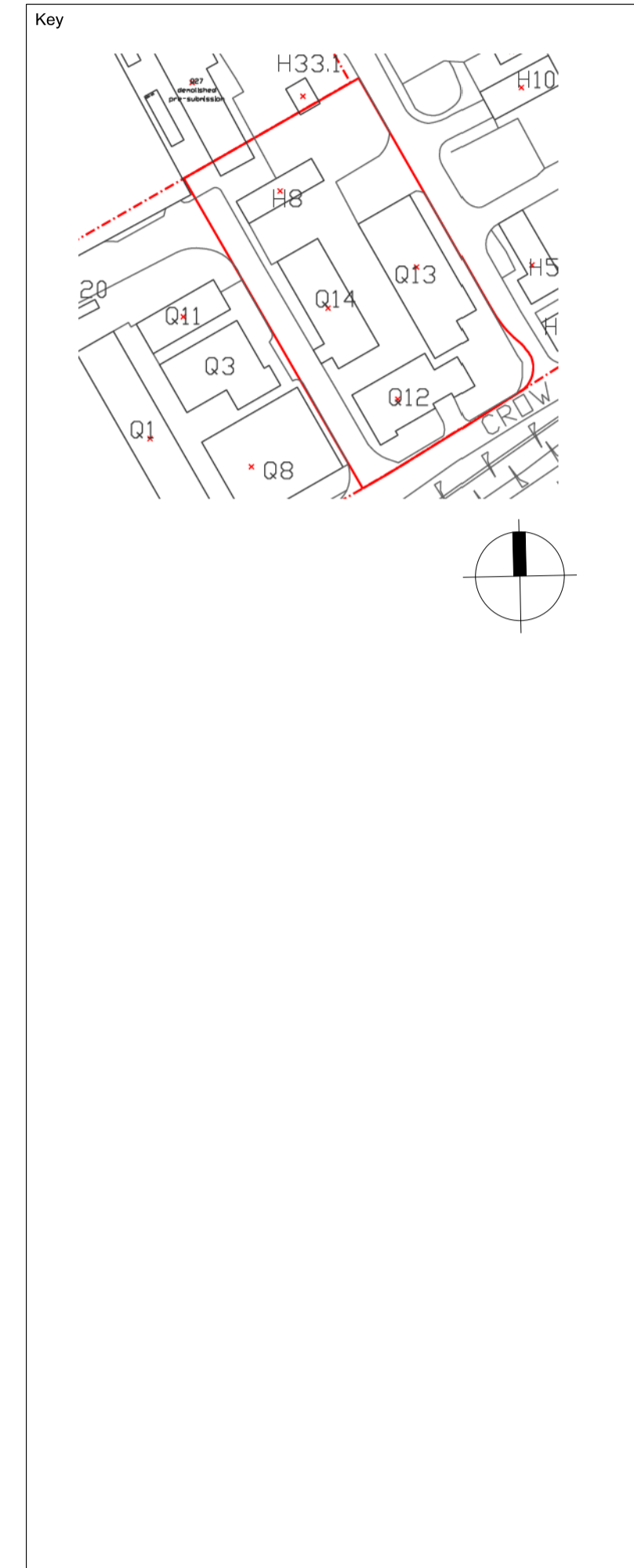
Scale @ A1 1:100 Job Ref. 00556J

Drawing No. 00556J_Q13-14_S03 Revision P1



Notes:
 Do not scale from this drawing.
 All contractors must visit the site and be responsible for taking and checking Dimensions.
 All construction information should be taken from figured dimensions only.
 Any discrepancies between drawings, specifications and site conditions must be brought to the attention of the supervising officer.
 This drawing and the works depicted are the copyright of JTP.

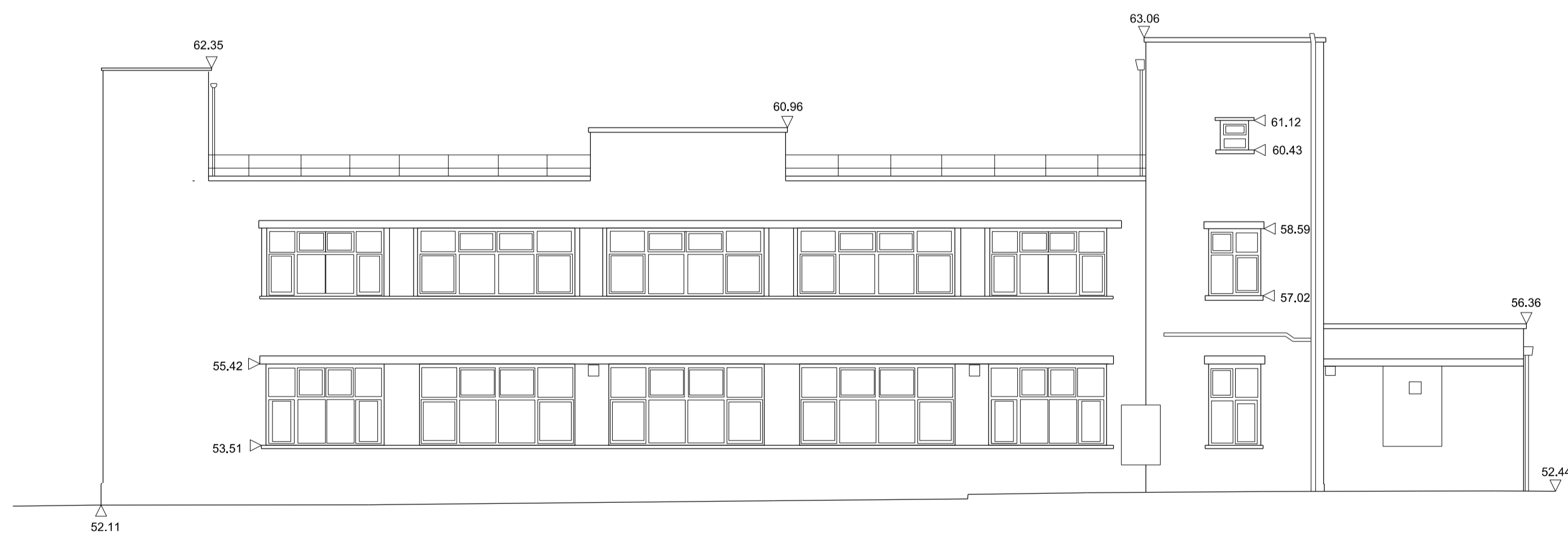
This drawing is for planning purposes only. It is not intended to be used for construction purposes. Whilst all reasonable efforts are used to ensure drawings are accurate, JTP accept no responsibility or liability for any reliance placed on, or use made of, this plan by anyone for purposes other than those stated above.



East Elevation



South Elevation



West Elevation



North Elevation


P1 20.09.19 PLANNING CDS RT

Rev | Date | Description | Drawn | Chkd

Drawing Status

PLANNING

Client

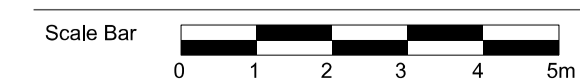


Project
 Fort Halstead

Drawing Title
**Village Centre
 Q13 Existing Elevations**

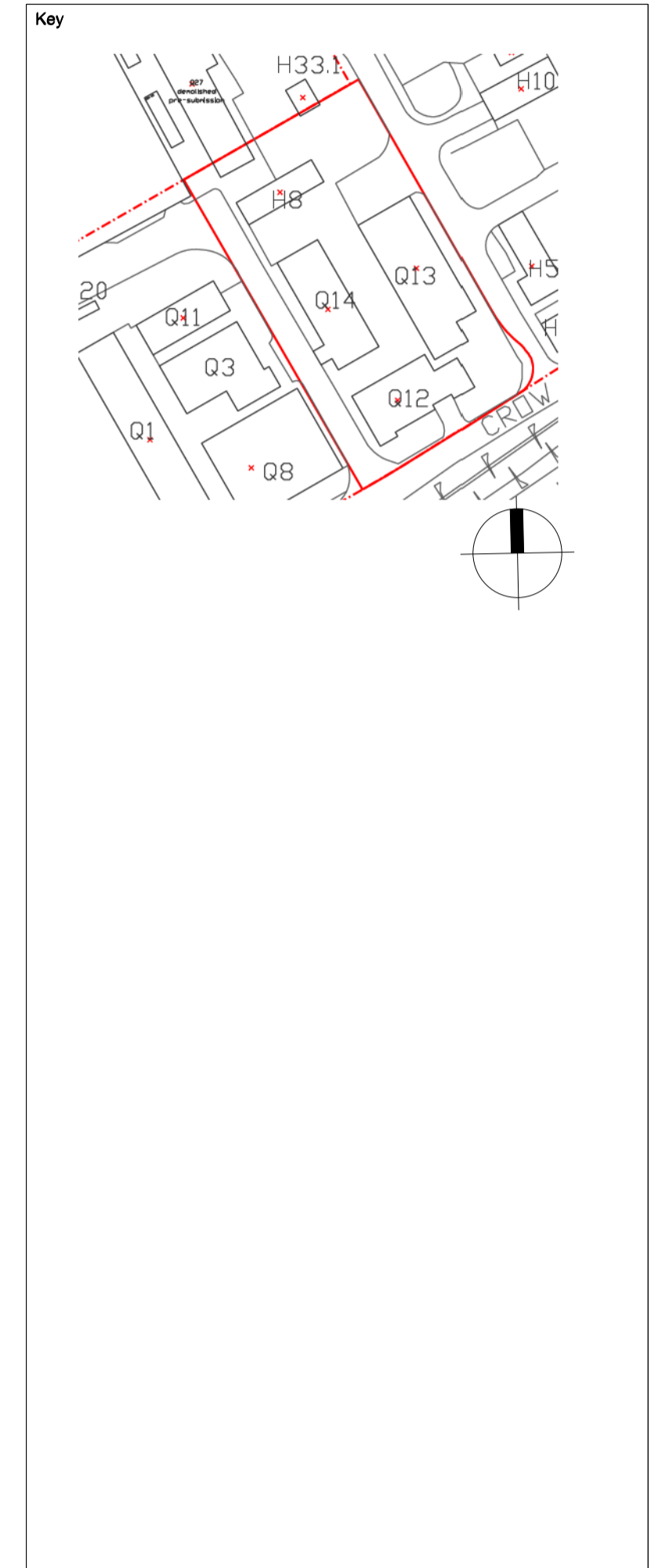
Scale @ A1 1:100 Job Ref. 00556J

Drawing No. 00556J_Q13-14_S04 Revision P1

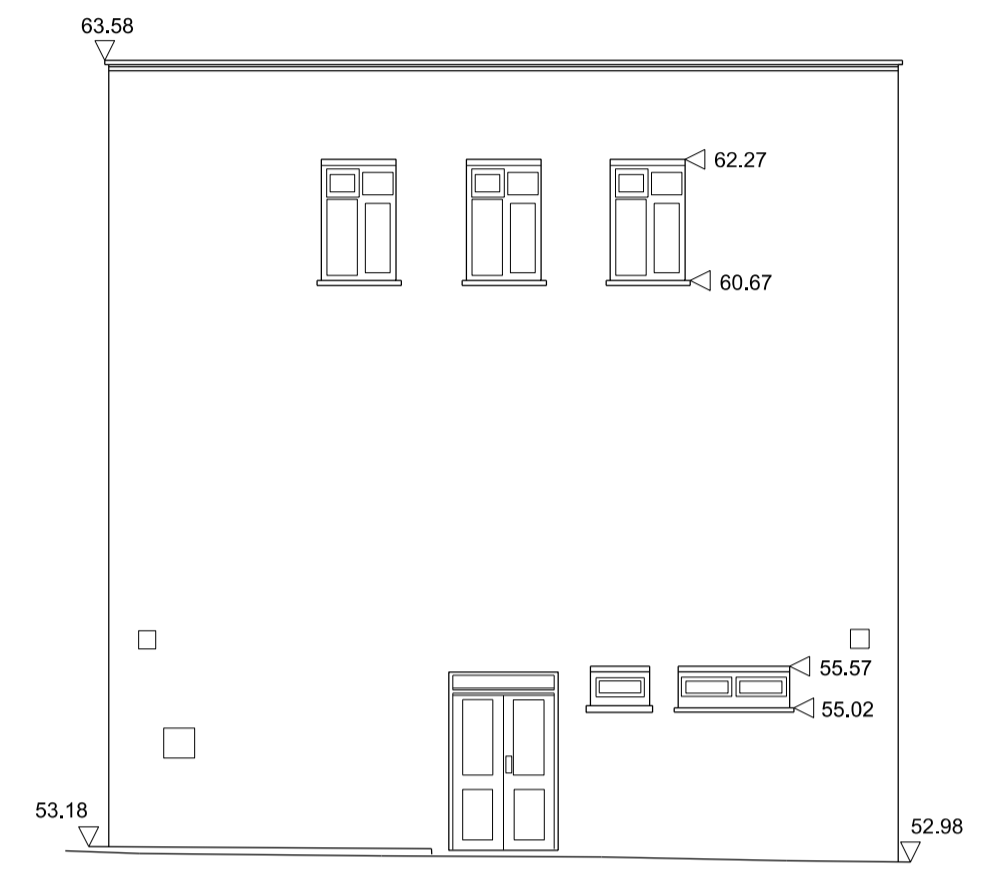


Notes:
 Do not scale from this drawing.
 All contractors must visit the site and be responsible for taking and checking Dimensions.
 All construction information should be taken from figured dimensions only.
 Any discrepancies between drawings, specifications and site conditions must be brought to the attention of the supervising officer.
 This drawing and the works depicted are the copyright of JTP.

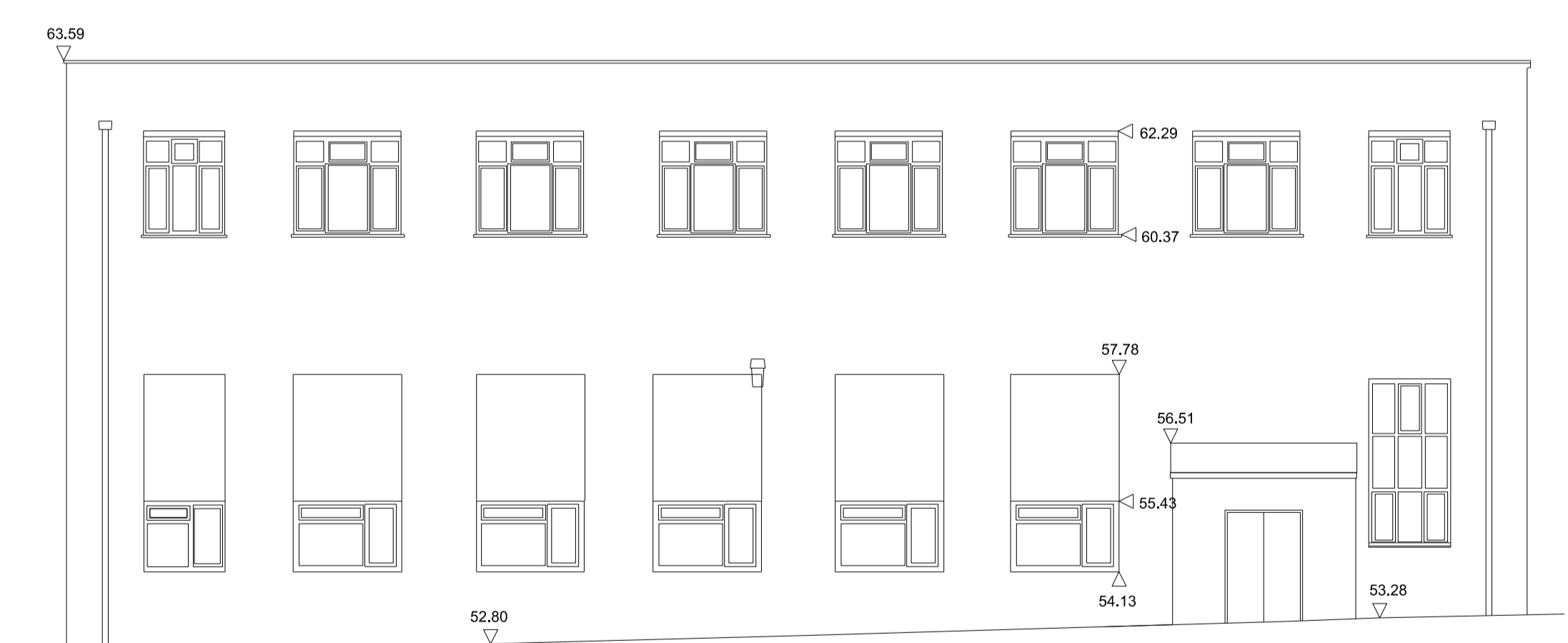
This drawing is for planning purposes only. It is not intended to be used for construction purposes. Whilst all reasonable efforts are used to ensure drawings are accurate, JTP accept no responsibility or liability for any reliance placed on, or use made of, this plan by anyone for purposes other than those stated above.



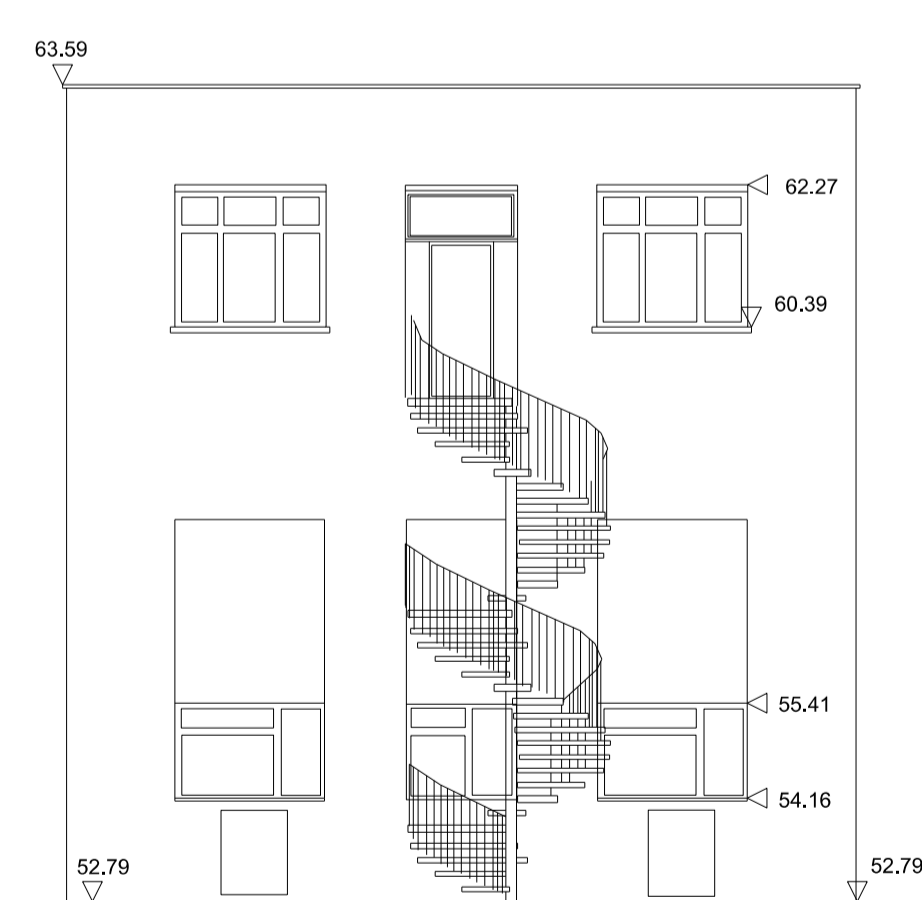
East Elevation



South Elevation



West Elevation



North Elevation

P1	20.09.19	PLANNING	CDS	RT
Rev	Date	Description	Drawn	Chkd

Drawing Status
PLANNING

Client



Project
Fort Halstead

Drawing Title
**Village Centre
 Q14 Existing Elevations**

Scale @ A1 1:100 Job Ref. 00556J
 Drawing No. 00556J_Q13-14_S05 Revision P1



Notes:
 Do not scale from this drawing.
 All contractors must visit the site and be responsible for taking and checking Dimensions.
 All construction information should be taken from figured dimensions only.
 Any discrepancies between drawings, specifications and site conditions must be brought to the attention of the supervising officer.
 This drawing and the works depicted are the copyright of JTP.

This drawing is for planning purposes only. It is not intended to be used for construction purposes. Whilst all reasonable efforts are used to ensure drawings are accurate, JTP accept no responsibility or liability for any reliance placed on, or use made of, this plan by anyone for purposes other than those stated above.

Key

Existing walls

Primary demolition of walls / windows and fixtures

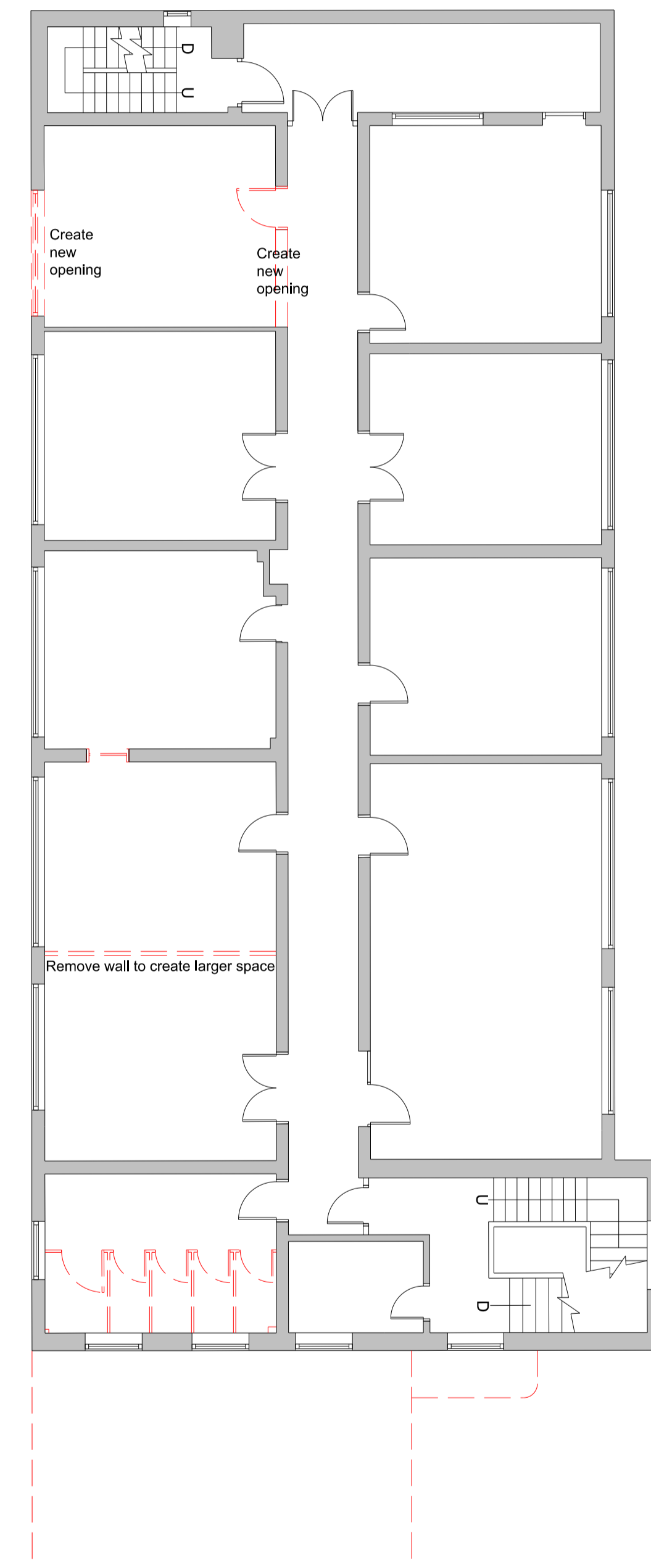
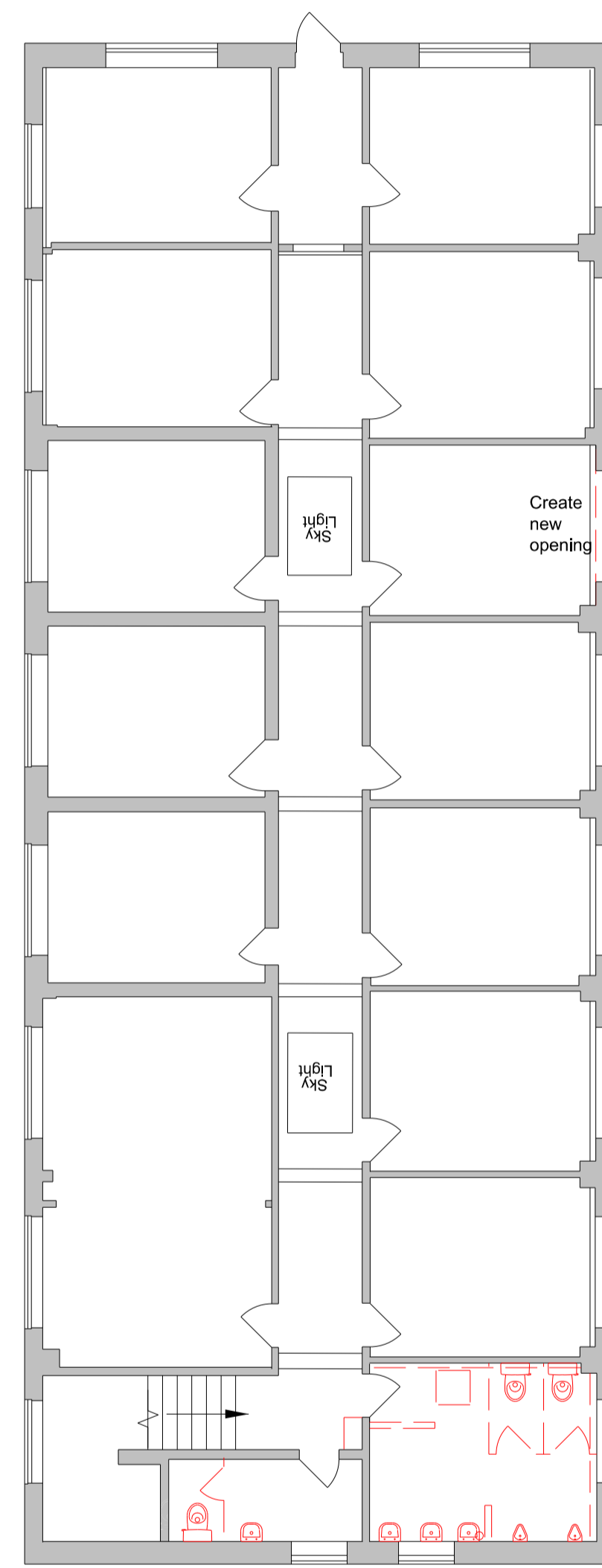
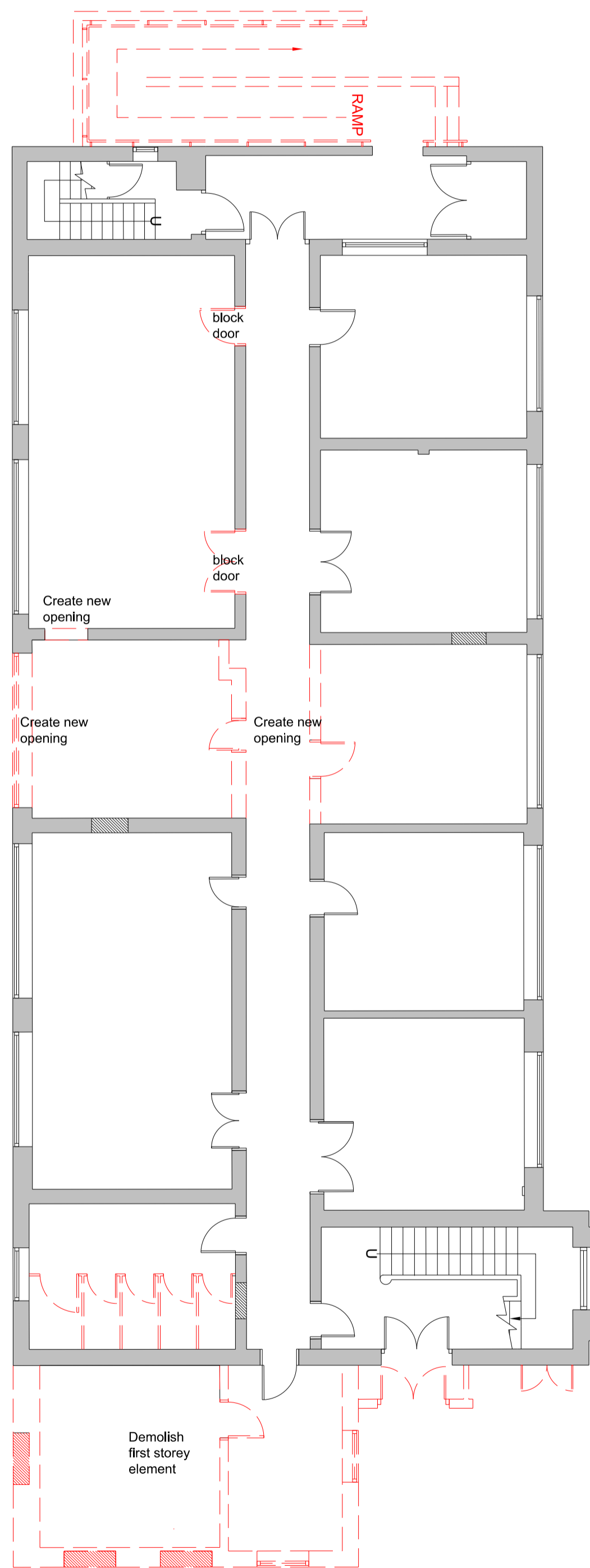
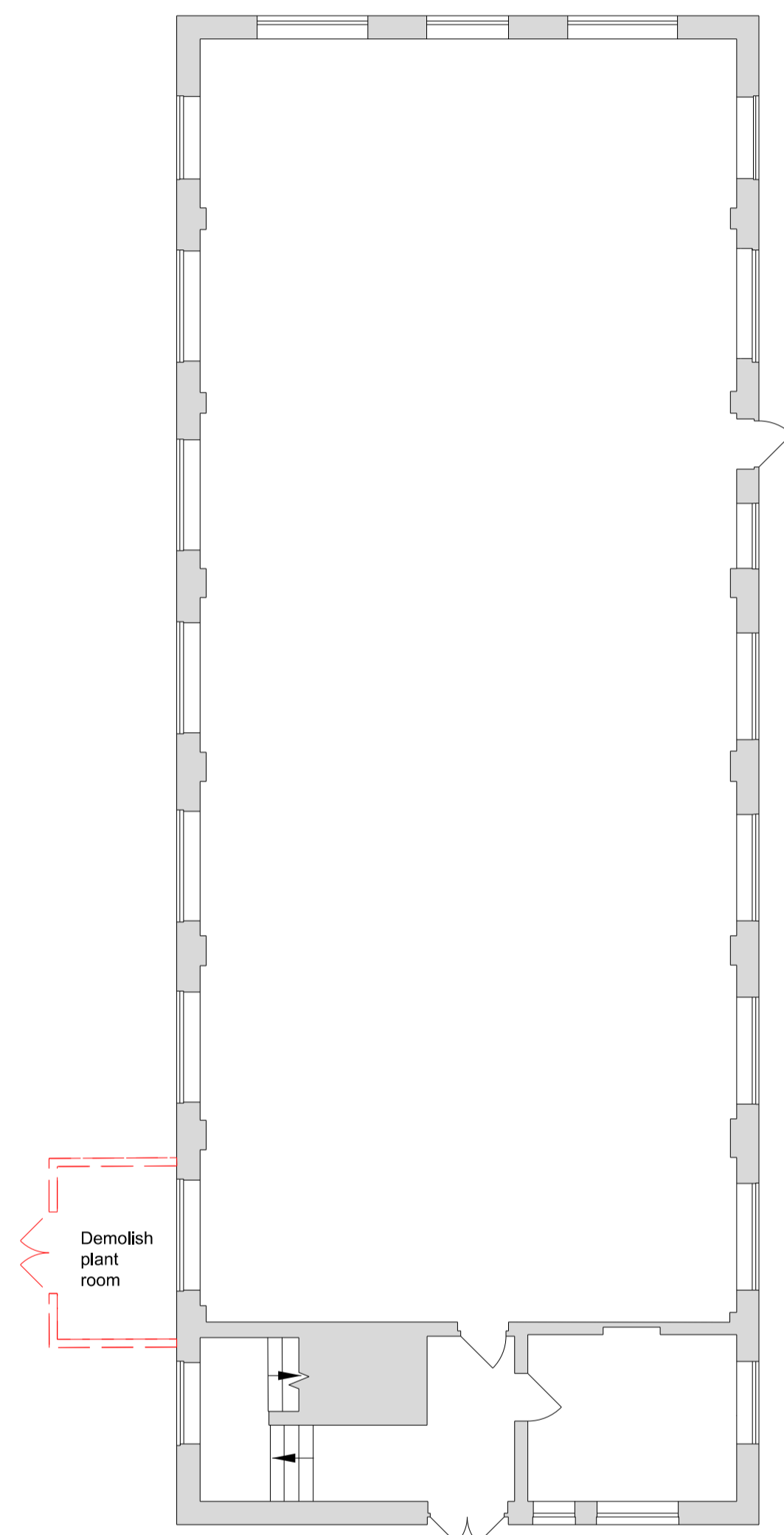
(Please refer to proposed drawings for further details on modification/ replacement of walls, doors and windows)

Q14 - Penney

Q13 - The Q

Q14 - Penney

Q13 - The Q



Ground Floor

First Floor

P1	20.09.19	PLANNING	CDS	RT
----	----------	----------	-----	----

Rev	Date	Description	Drawn	Chkd
-----	------	-------------	-------	------

Drawing Status

PLANNING

Client



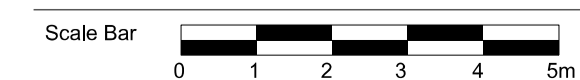
JTP Studios
 Unit 5, The Rum Warehouse
 Pennington Street
 London, E1W 2AP
 +44 (0)20 7017 1780
 www.jtp.co.uk

Project
Fort Halstead

Drawing Title
**Village Centre
 Q13-14 Proposed Primary Demolition**

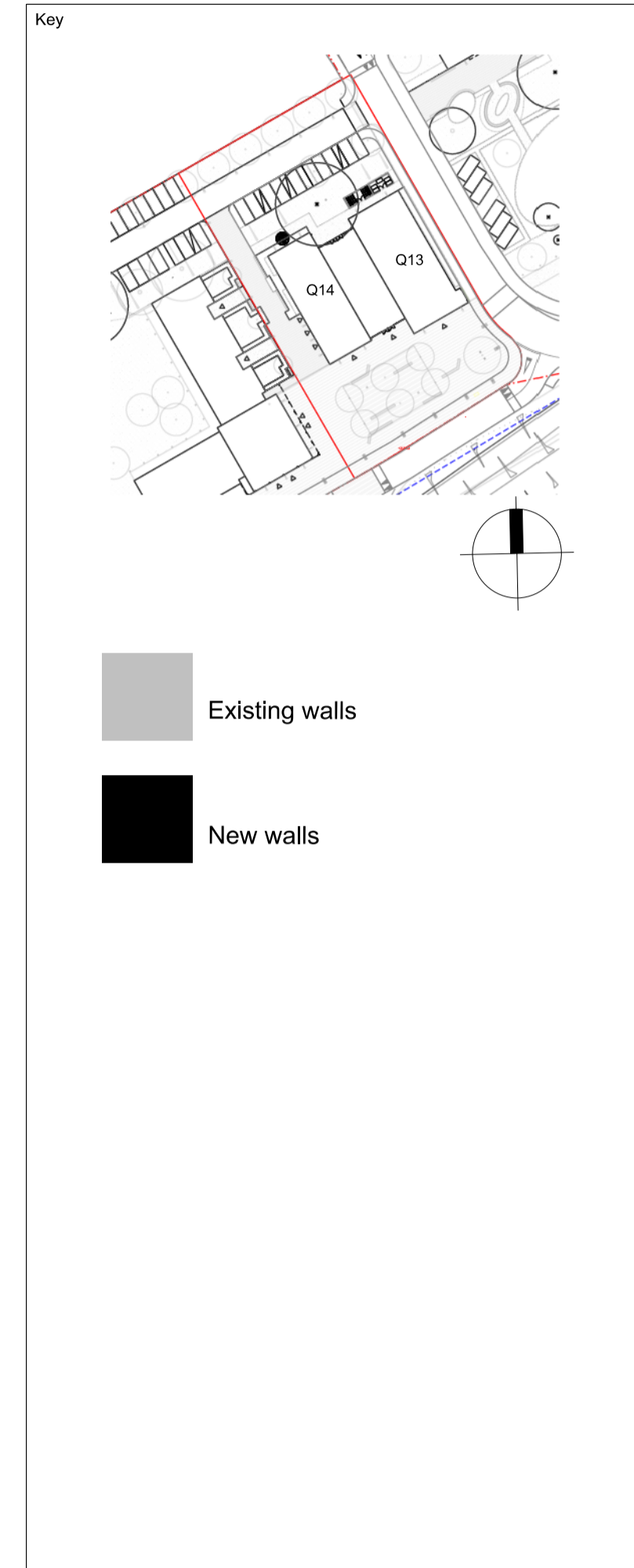
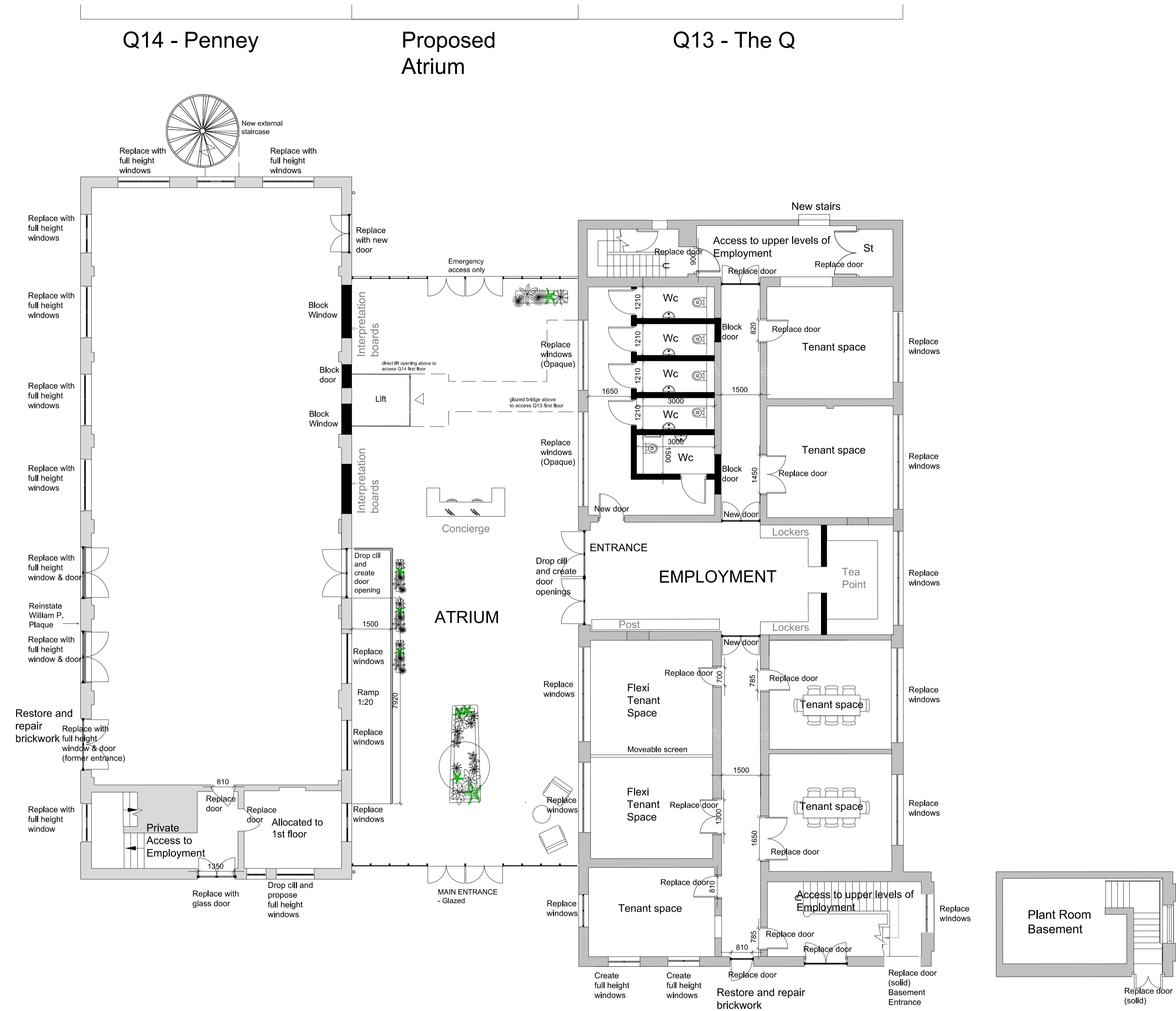
Scale @ A1 1:100 Job Ref. 00556J

Drawing No. 00556J_Q13-14_S06 Revision P1



Notes:
 Do not scale from this drawing.
 All contractors must visit the site and be responsible for taking and checking Dimensions.
 All construction information should be taken from figured dimensions only.
 Any discrepancies between drawings, specifications and site conditions must be brought to the attention of the supervising officer.
 This drawing and the works depicted are the copyright of JTP.

This drawing is for planning purposes only. It is not intended to be used for construction purposes. Whilst all reasonable efforts are used to ensure drawings are accurate, JTP accept no responsibility or liability for any reliance placed on, or use made of, this plan by anyone for purposes other than those stated above.



P1	20.09.19	PLANNING	CDS	RT
Rev	Date	Description	Drawn	Chkd

Drawing Status
PLANNING

Client



Project
Fort Halstead

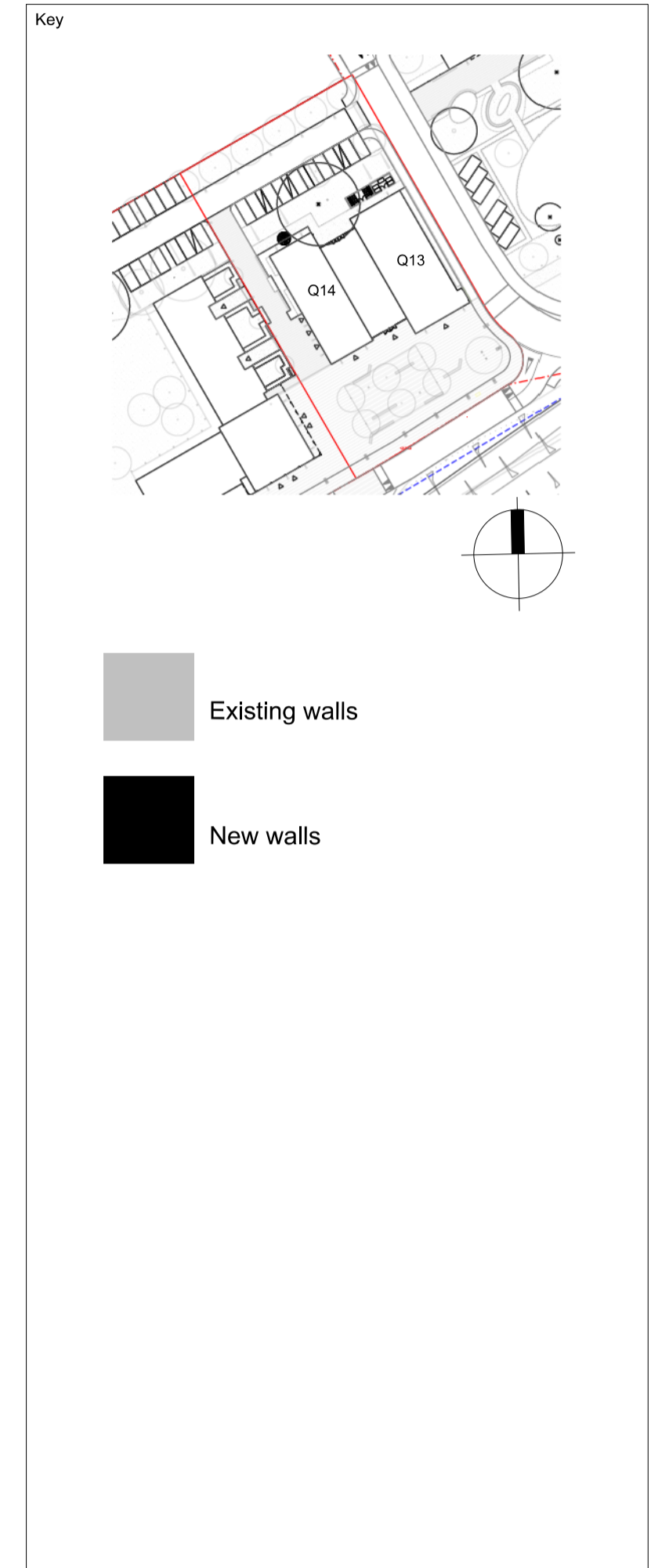
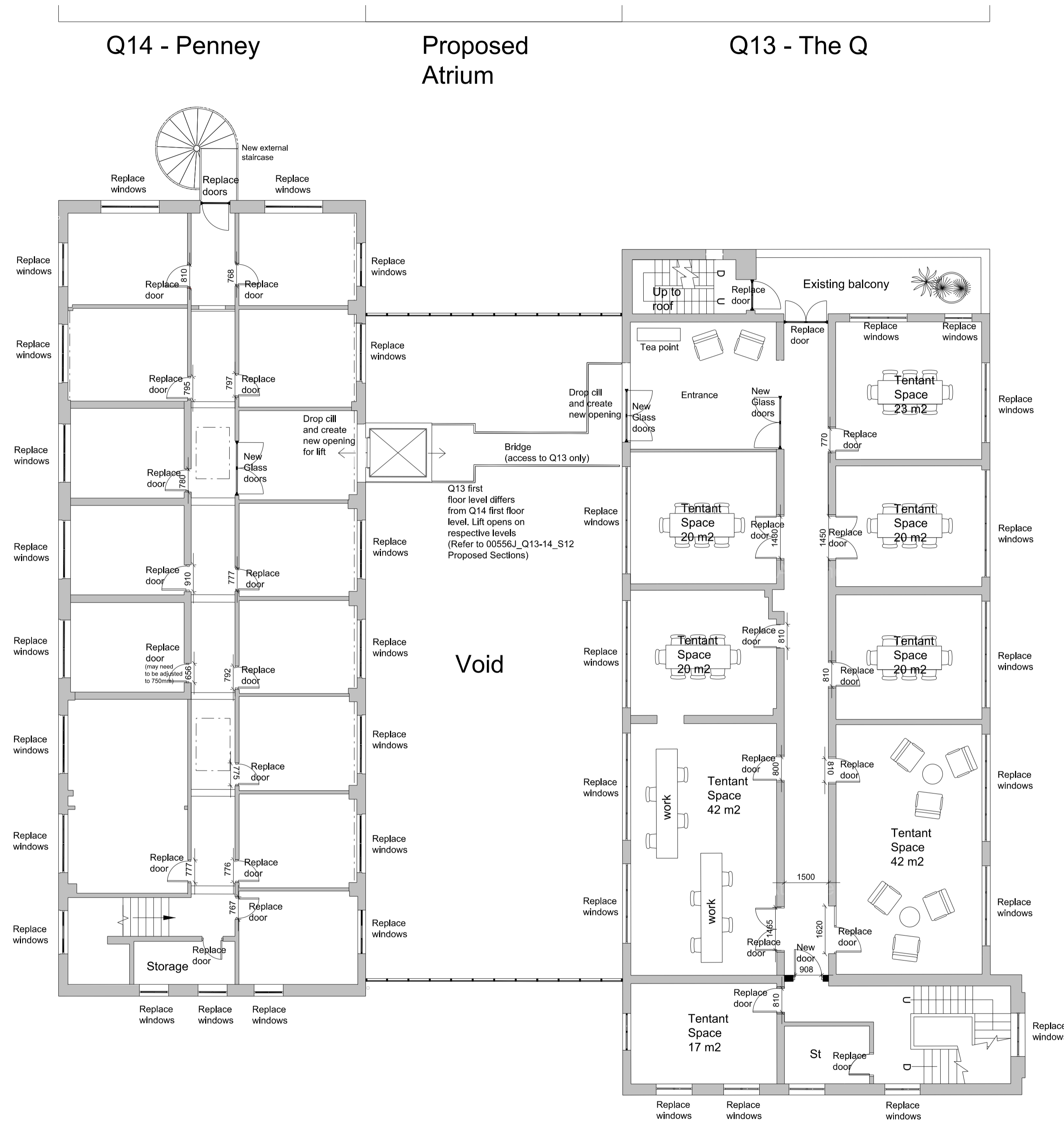
Drawing Title
**Village Centre
 Q13-14 Proposed Ground Floor**

Scale @ A1 1:100 Job Ref. 00556J
 Drawing No. 00556J_Q13-14_S07 Revision P1



Notes:
 Do not scale from this drawing.
 All contractors must visit the site and be responsible for taking and checking Dimensions.
 All construction information should be taken from figured dimensions only.
 Any discrepancies between drawings, specifications and site conditions must be brought to the attention of the supervising officer.
 This drawing and the works depicted are the copyright of JTP.

This drawing is for planning purposes only. It is not intended to be used for construction purposes. Whilst all reasonable efforts are used to ensure drawings are accurate, JTP accept no responsibility or liability for any reliance placed on, or use made of, this plan by anyone for purposes other than those stated above.



P1	20.09.19	PLANNING	CDS	RT
----	----------	----------	-----	----

Rev	Date	Description	Drawn	Chkd
Drawing Status				
PLANNING				

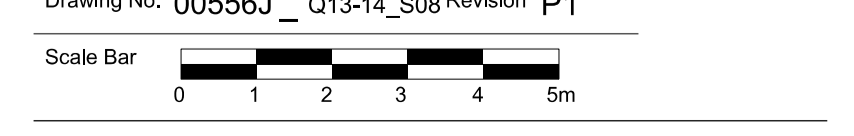
Client



Project
Fort Halstead

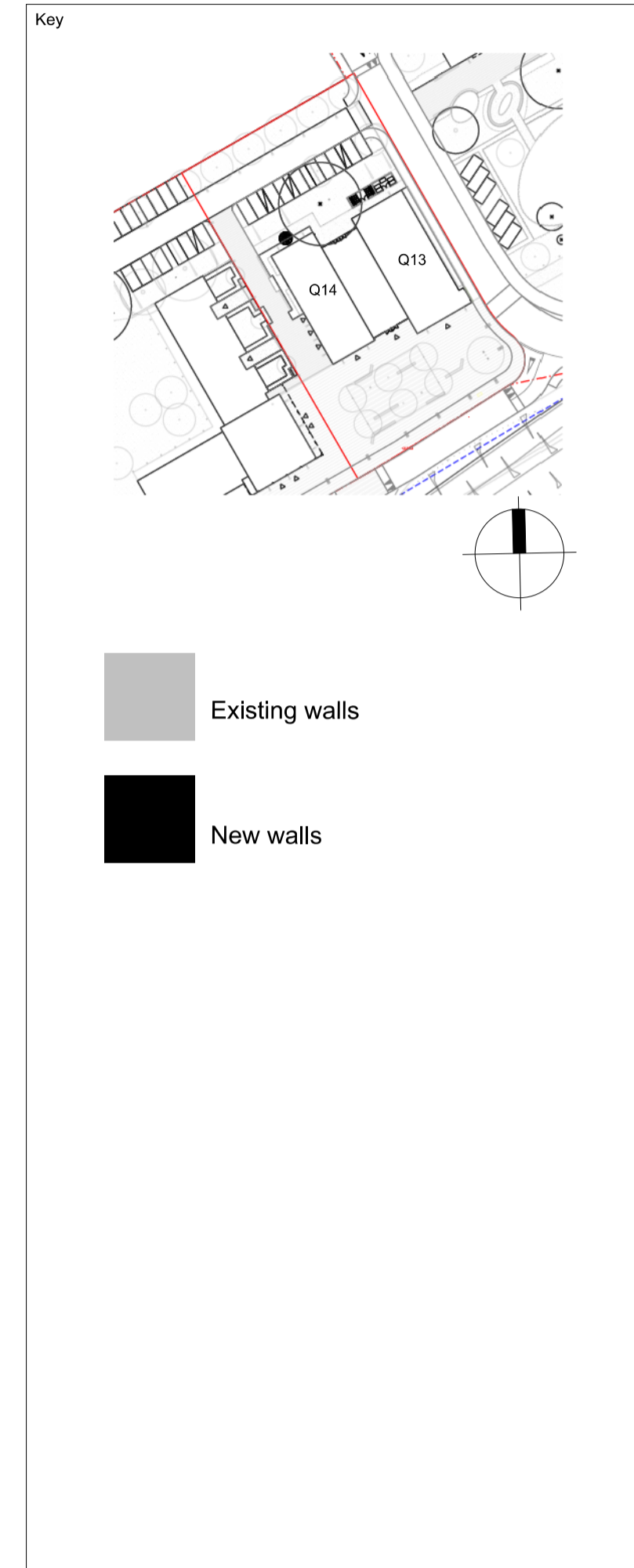
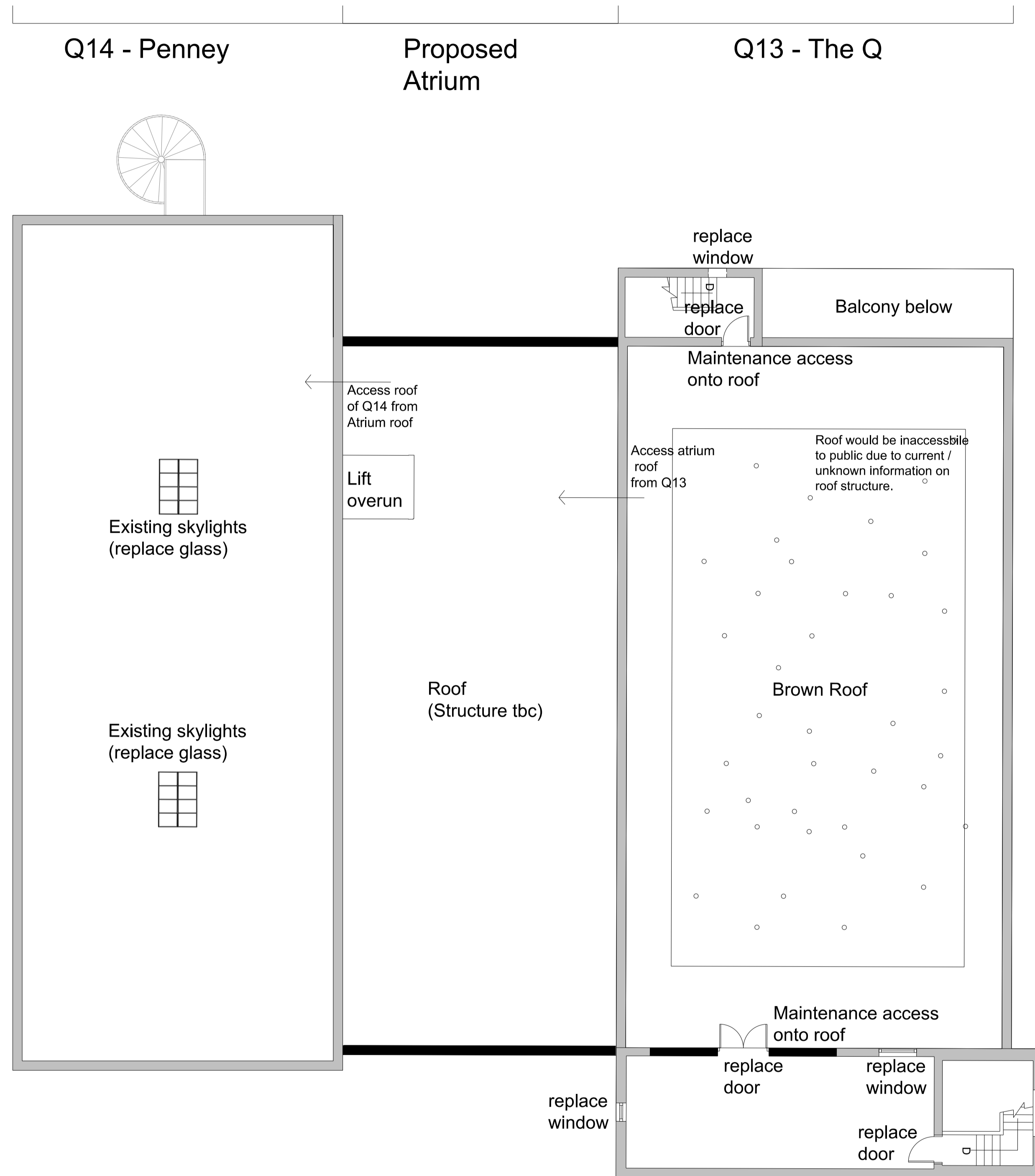
Drawing Title
**Village Centre
 Q13-14 Proposed First Floor**

Scale @ A1 1:100 Job Ref. 00556J
 Drawing No. 00556J_Q13-14_S08 Revision P1



Notes:
 Do not scale from this drawing.
 All contractors must visit the site and be responsible for taking and checking Dimensions.
 All construction information should be taken from figured dimensions only.
 Any discrepancies between drawings, specifications and site conditions must be brought to the attention of the supervising officer.
 This drawing and the works depicted are the copyright of JTP.

This drawing is for planning purposes only. It is not intended to be used for construction purposes. Whilst all reasonable efforts are used to ensure drawings are accurate, JTP accept no responsibility or liability for any reliance placed on, or use made of, this plan by anyone for purposes other than those stated above.



Rev	Date	Description	Drawn	Chkd
P1	20.09.19	PLANNING	CDS	RT

PLANNING

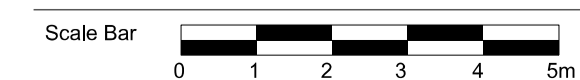


Project
Fort Halstead

Drawing Title
**Village Centre
 Q13-14 Proposed Roof Plan**

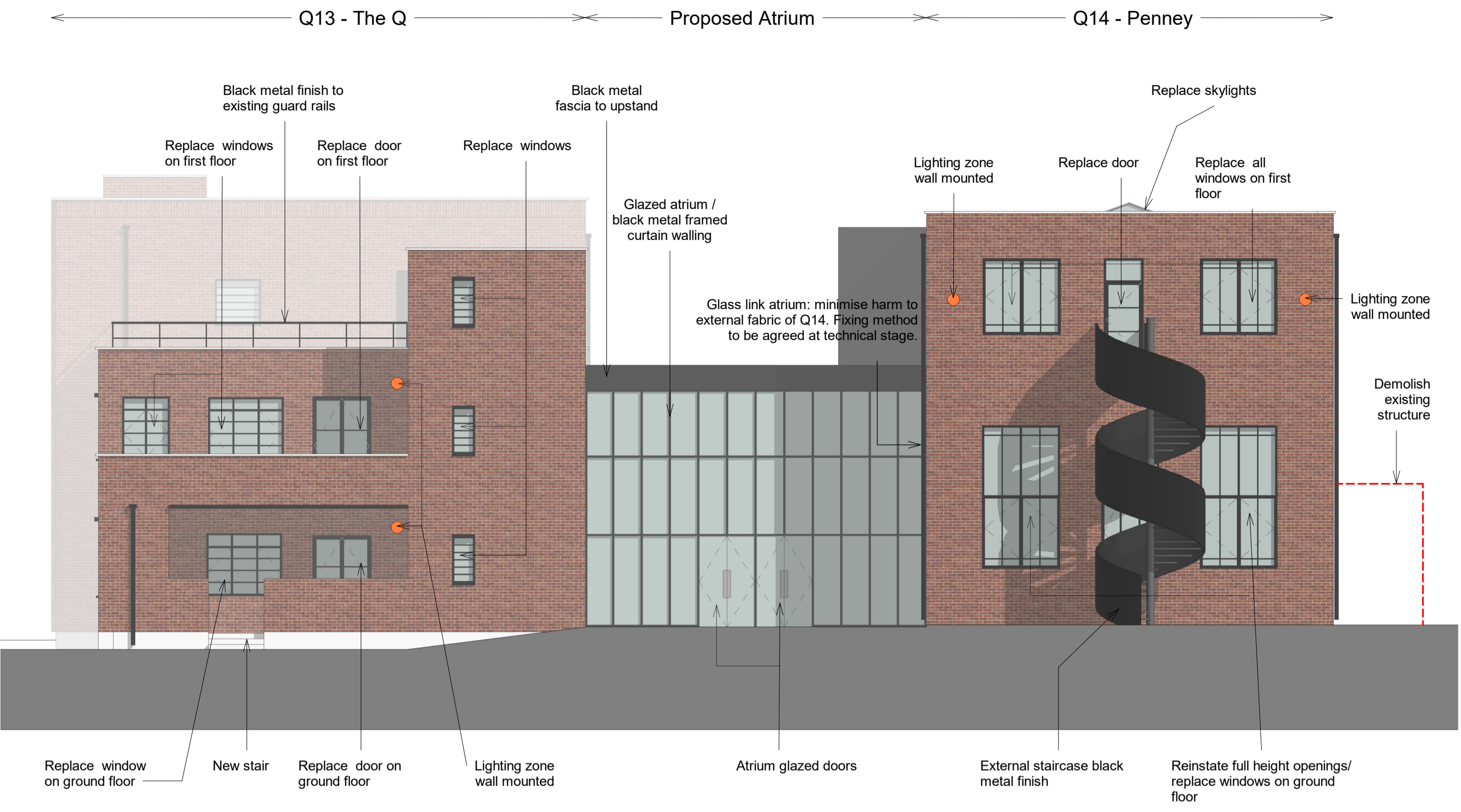
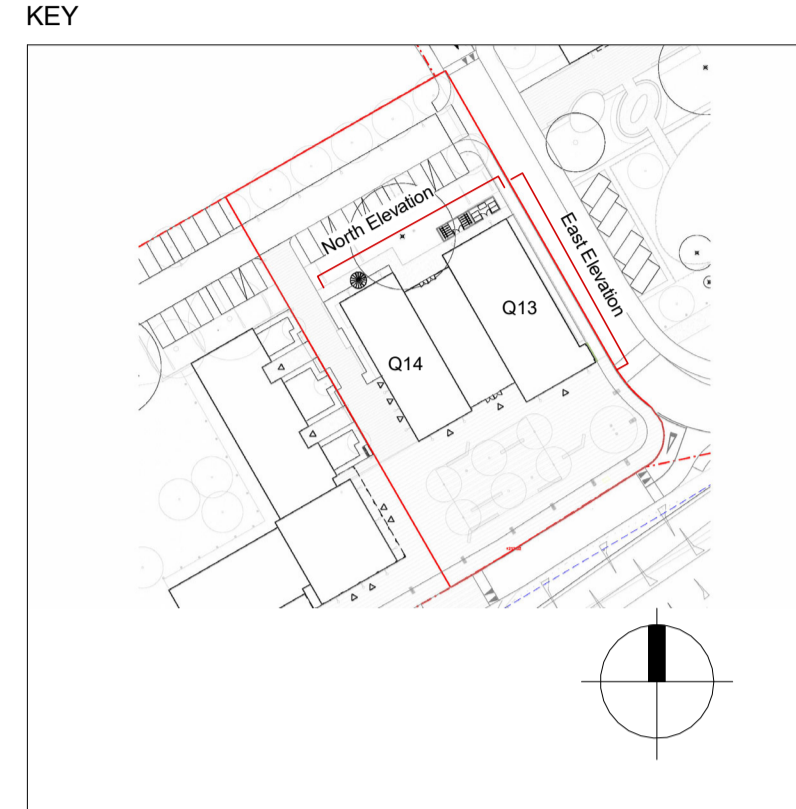
Scale @ A1 1:100 Job Ref. 00556J

Drawing No. 00556J_Q13-14_S09 Revision P1

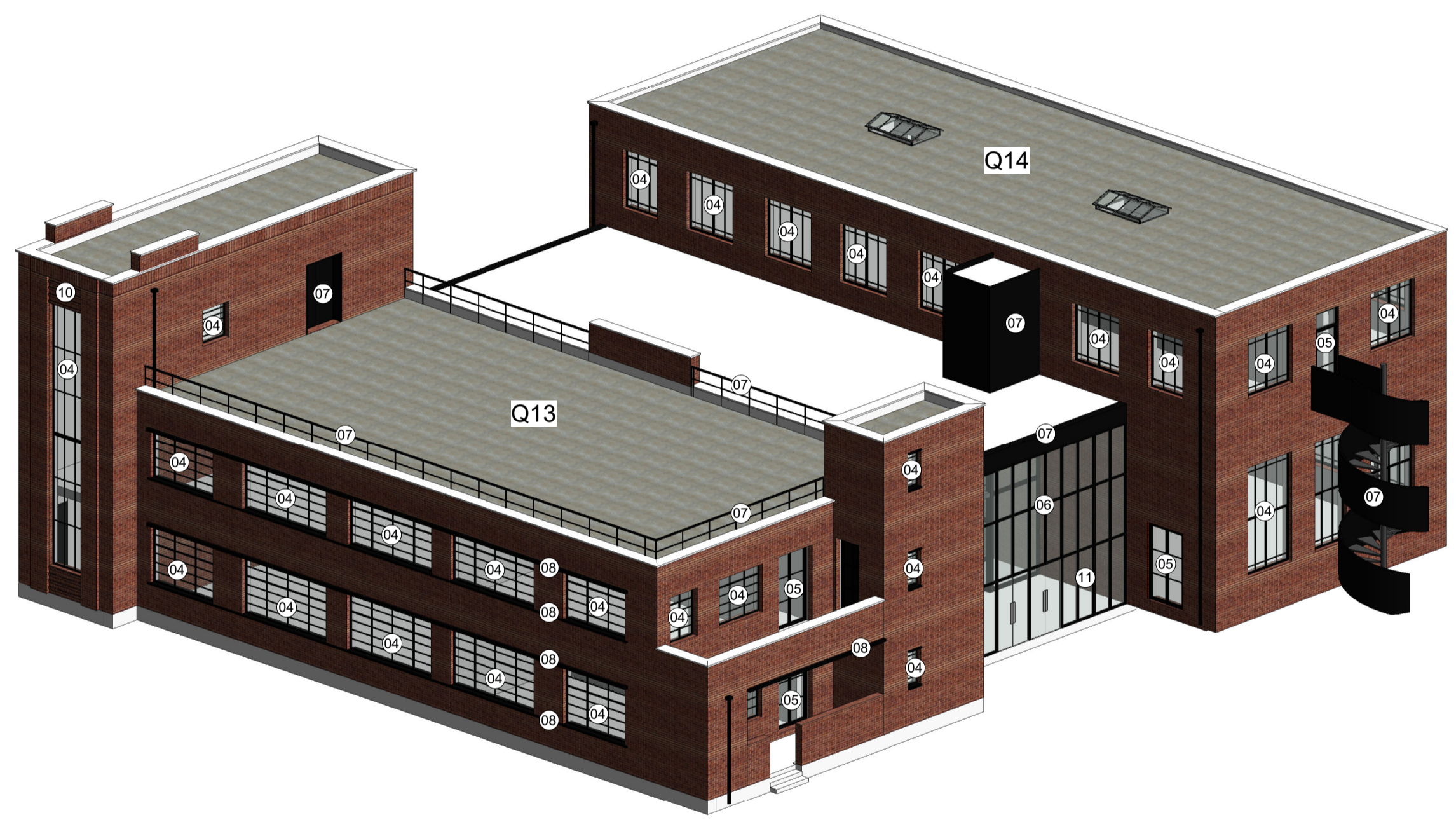


Notes
 Do not scale from this drawing.
 All contractors must visit the site and be responsible for taking and checking dimensions.
 All construction information should be taken from figured dimensions only.
 Any discrepancies between drawings, specifications and site conditions must be brought to the attention of the supervising officer.
 This drawing & the works depicted are the copyright of JTP.

This drawing is prepared for the specific project stage in the Drawing Status section below and it is not intended to be used for any other purpose. Whilst all reasonable efforts are used to ensure drawings are accurate, JTP accept no liability for any reliance placed on, or use made of, this plan by anyone for purposes other than those stated in the Drawing Status below.



North Elevation
1 : 100

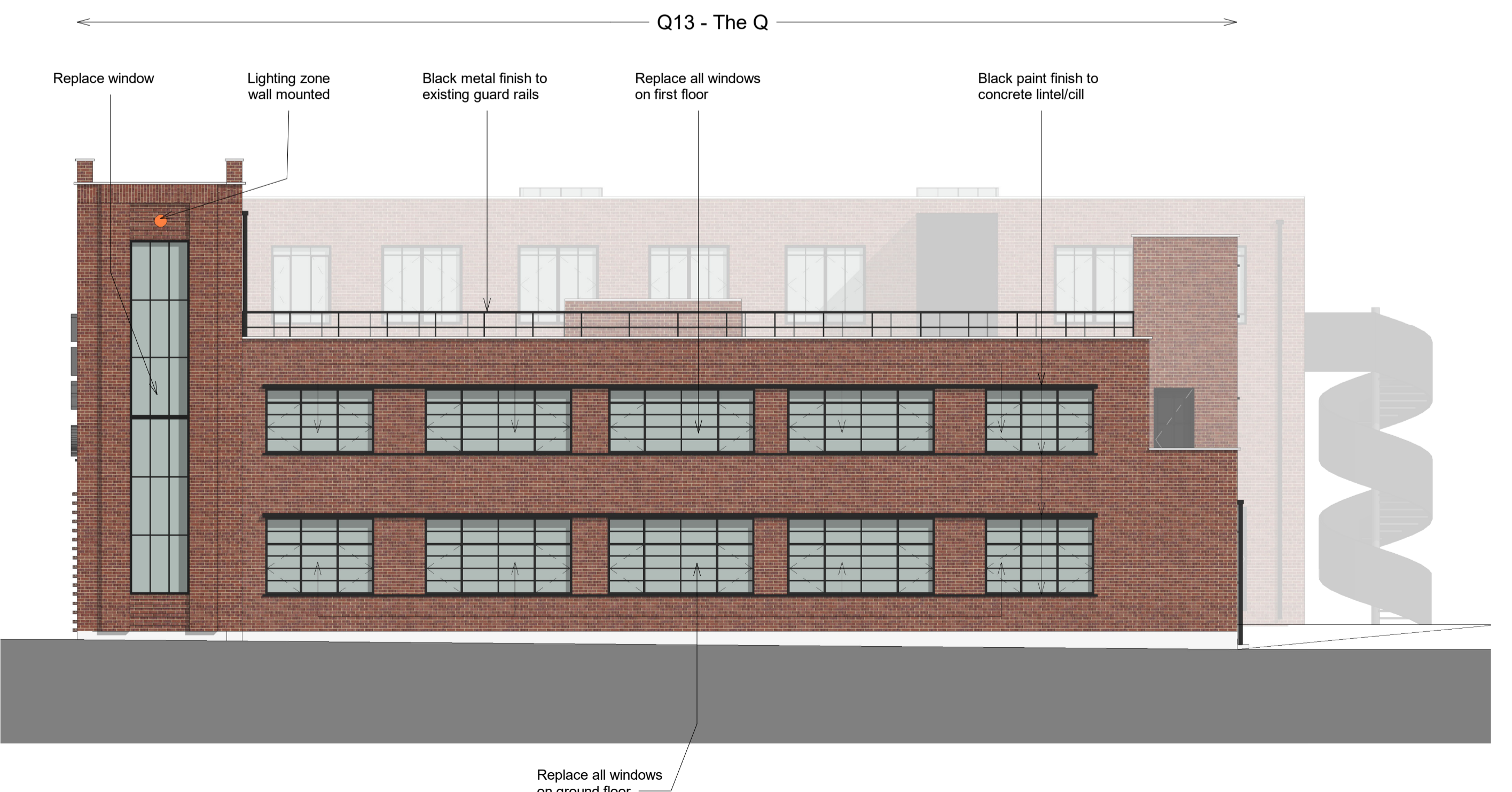


North East Massing

- MATERIAL KEY**
- 01 Brown - Red brick to match existing
 - 02 Black brick (soldier course)
 - 03 Black brick (stretcher course)
 - 04 Black crittall style windows (mandatory T-shape glazing bars)
 - 05 Black crittall style doors (mandatory T-shape glazing bars)
 - 06 Black curtain walling for Atrium
 - 07 Black metal finish
 - 08 Black paint finish: lintels/cills
 - 09 Signage metallic grey
 - 10 Lighting: Wall mounted grey metallic RAL 9007
 - 11 Glazed Elements
 - 12 Grey metal finish

- GENERAL**
- Original window designs have been incorporated to Q13 as per 1939 plans
 - Original window designs have been incorporated to Q14 as per 1949 plans
 - Brickwork to be repaired and restored where necessary
 - Proposed elevation to be read in conjunction with annotation provided on the proposed plan

- Areas of demolition, restoration or repair
- Lighting Zone (to be confirmed at technical stage)



East Elevation (Q13)
1 : 100

P1	20.09.19	PLANNING	CBT	CDS
Rev	Date	Description	Drawn	Chkd

Drawing Status
PLANNING

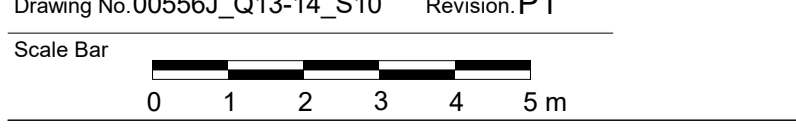


jtp JTP Studios
 Unit 5, The Rum Warehouse
 Pennington Street
 London, E1W 2AP
 +44 (0) 20 7017 1760
 www.jtp.co.uk

Project
Fort Halstead

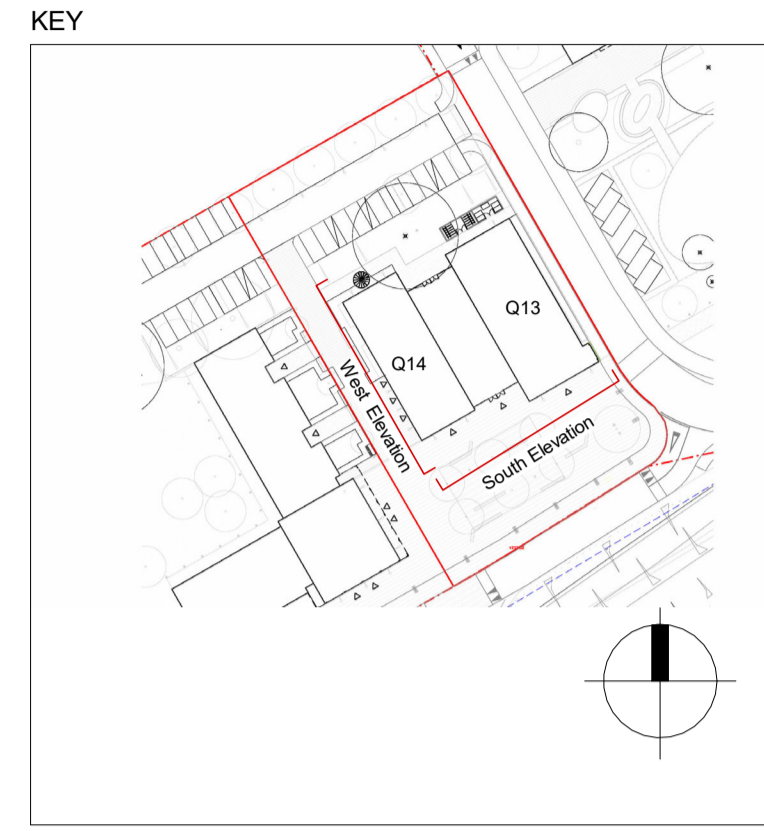
Drawing Title
**Village Centre
 Q13-14 Proposed Elevations**

Scale @A1 Job Ref. 00556J
 Drawing No. 00556J_Q13-14_S10 Revision P1



Notes
 Do not scale from this drawing.
 All contractors must visit the site and be responsible for taking and checking dimensions.
 All construction information should be taken from figured dimensions only.
 Any discrepancies between drawings, specifications and site conditions must be brought to the attention of the supervising officer.
 This drawing & the works depicted are the copyright of JTP.

This drawing is prepared for the specific project stage in the Drawing Status section below and it is not intended to be used for any other purpose. Whilst all reasonable efforts are used to ensure drawings are accurate, JTP accept no liability for any reliance placed on, or use made of, this plan by anyone for purposes other than those stated in the Drawing Status below.



- MATERIAL KEY**
- 01 Brown - Red brick to match existing
 - 02 Black brick (soldier course)
 - 03 Black brick (stretcher course)
 - 04 Black crittall style windows (mandatory T-shape glazing bars)
 - 05 Black crittall style doors (mandatory T-shape glazing bars)
 - 06 Black curtain walling for Atrium
 - 07 Black metal finish
 - 08 Black paint finish: lintels/cills
 - 09 Signage metallic grey
 - 10 Lighting: Wall mounted grey metallic RAL 9007
 - 11 Glazed Elements
 - 12 Grey metal finish

- GENERAL**
- Original window designs have been incorporated to Q13 as per 1939 plans
 - Original window designs have been incorporated to Q14 as per 1949 plans
 - Brickwork to be repaired and restored where necessary
 - Proposed elevation to be read in conjunction with annotation provided on the proposed plan

- Areas of demolition, restoration or repair
- Lighting Zone (to be confirmed at technical stage)

P1	20.09.19	PLANNING	CBT	CDS
Rev	Date	Description	Drawn	Chkd
Drawing Status				

PLANNING

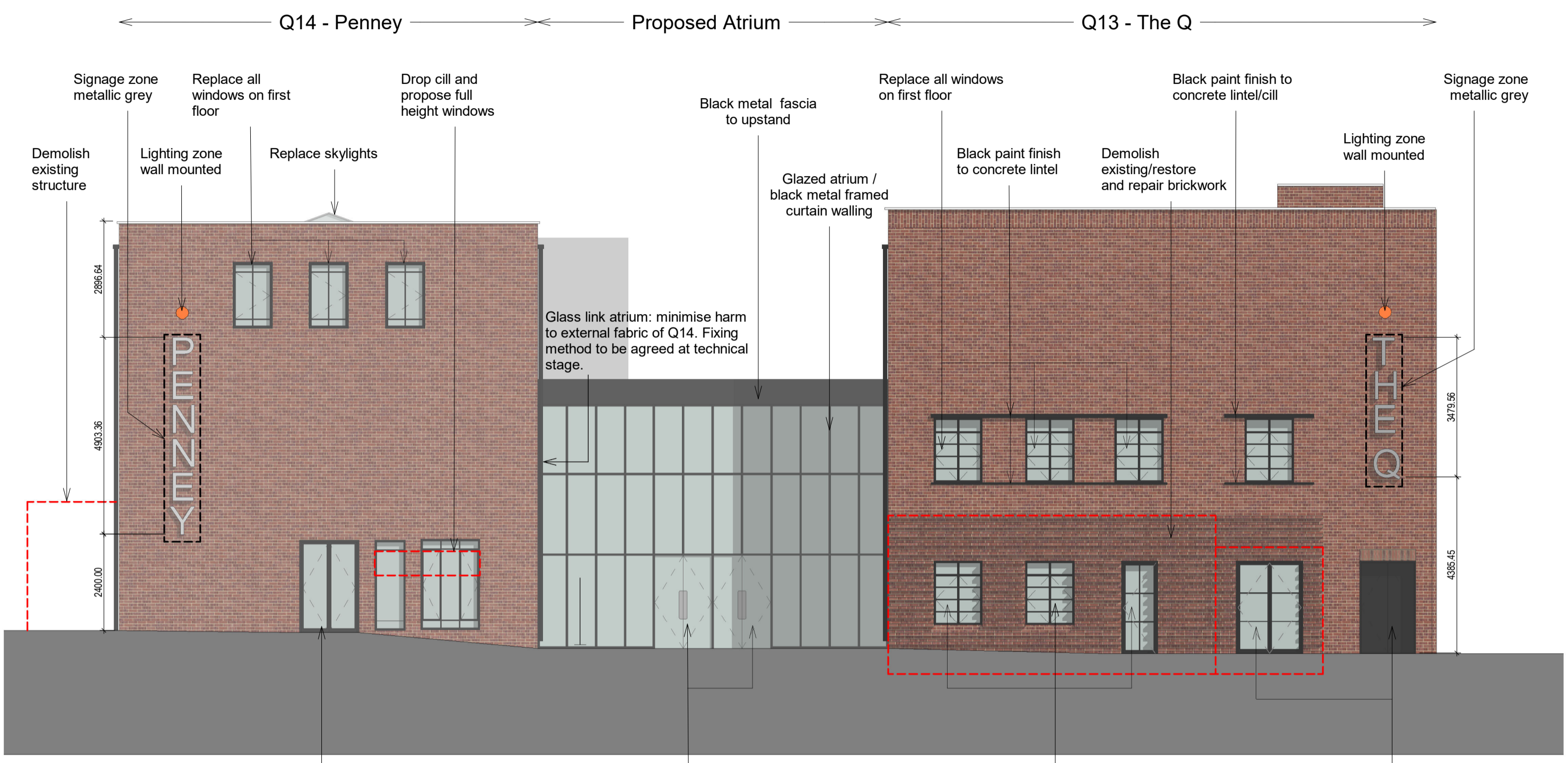


jtp JTP Studios
 Unit 5, The Rum Warehouse
 Pennington Street
 London, E1W 2AP
 +44 (0) 20 7017 1760
 www.jtp.co.uk

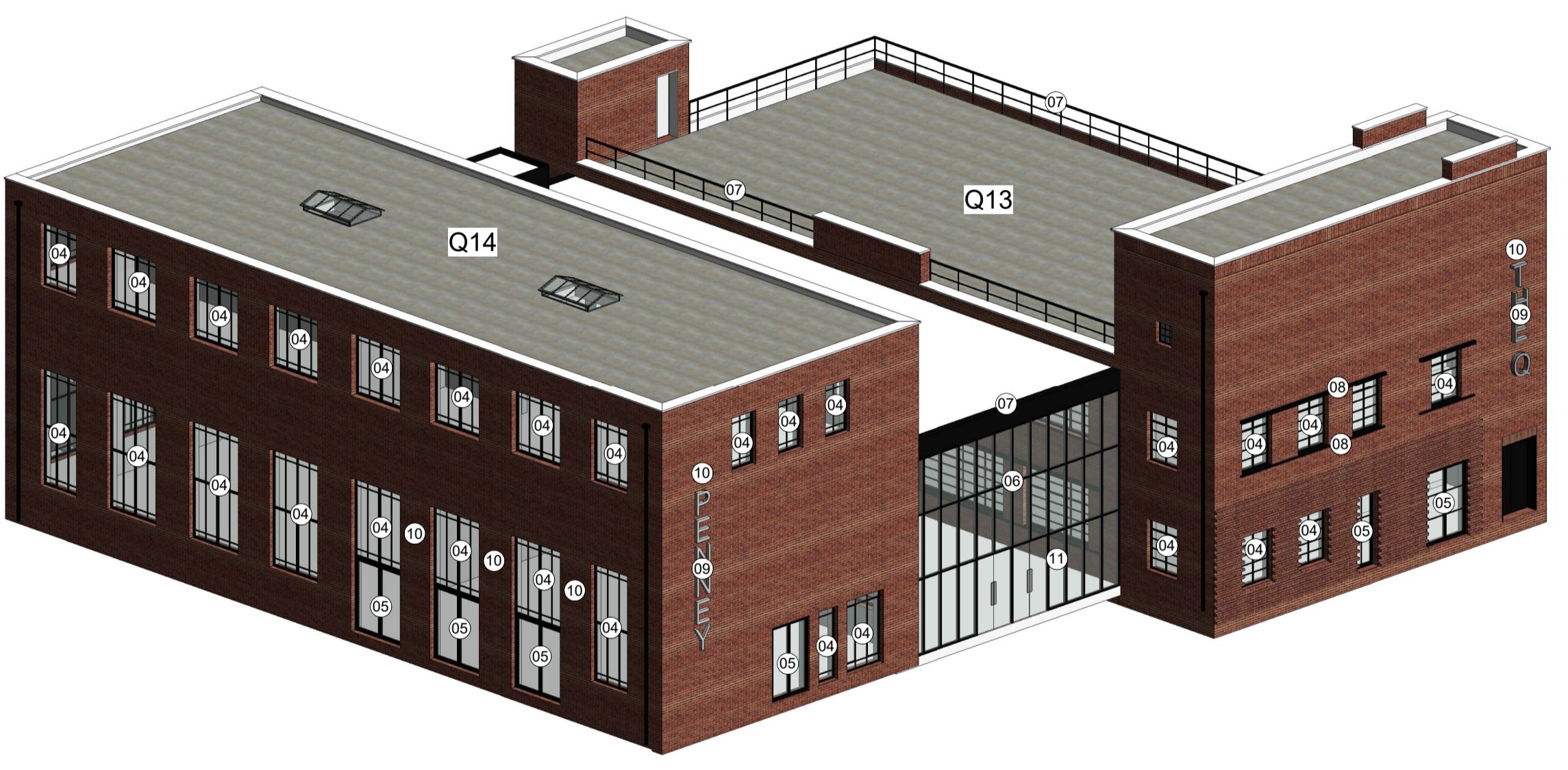
Project
Fort Halstead

Drawing Title
**Village Centre
 Q13-14 Proposed Elevations**

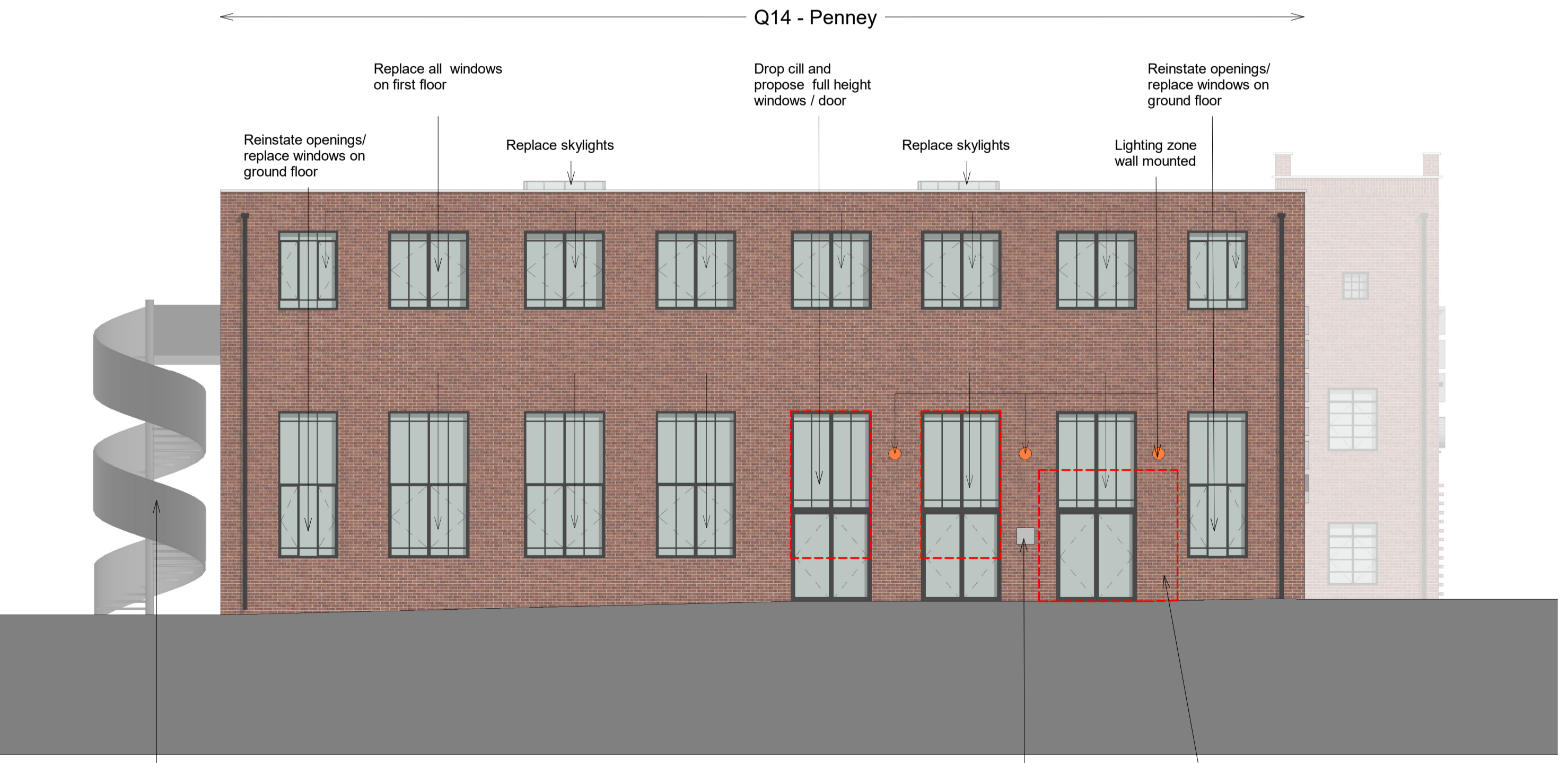
Scale @A1 Job Ref. 00556J
 Drawing No. 00556J_Q13-14_S11 Revision P1



South Elevation
 1 : 100



3D View South West



West Elevation (Q14)
 1 : 100