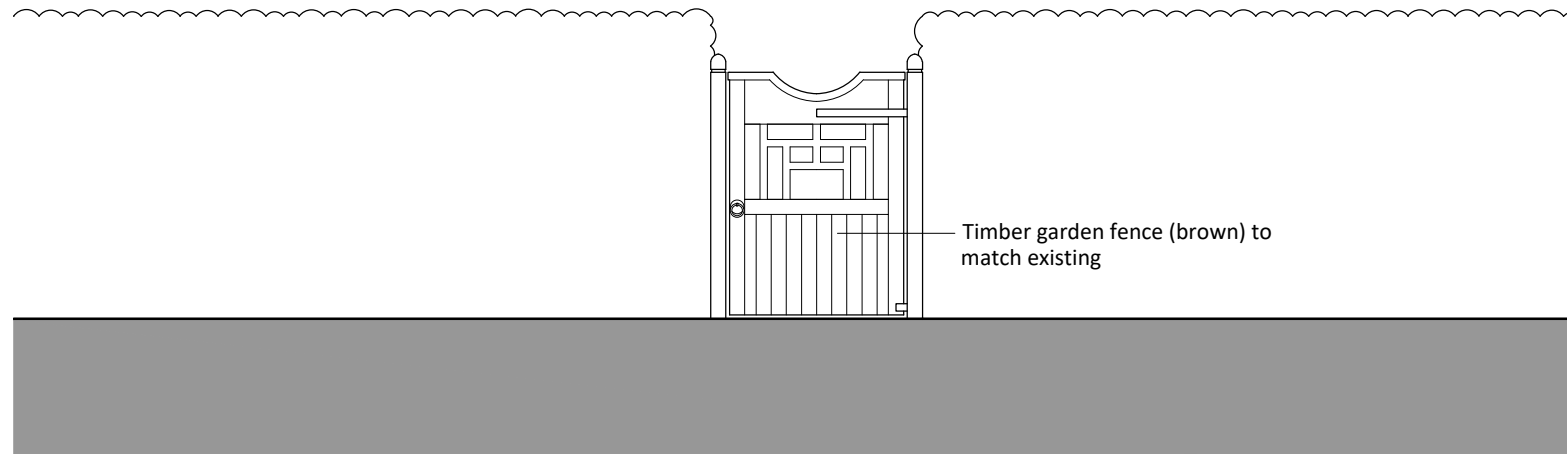
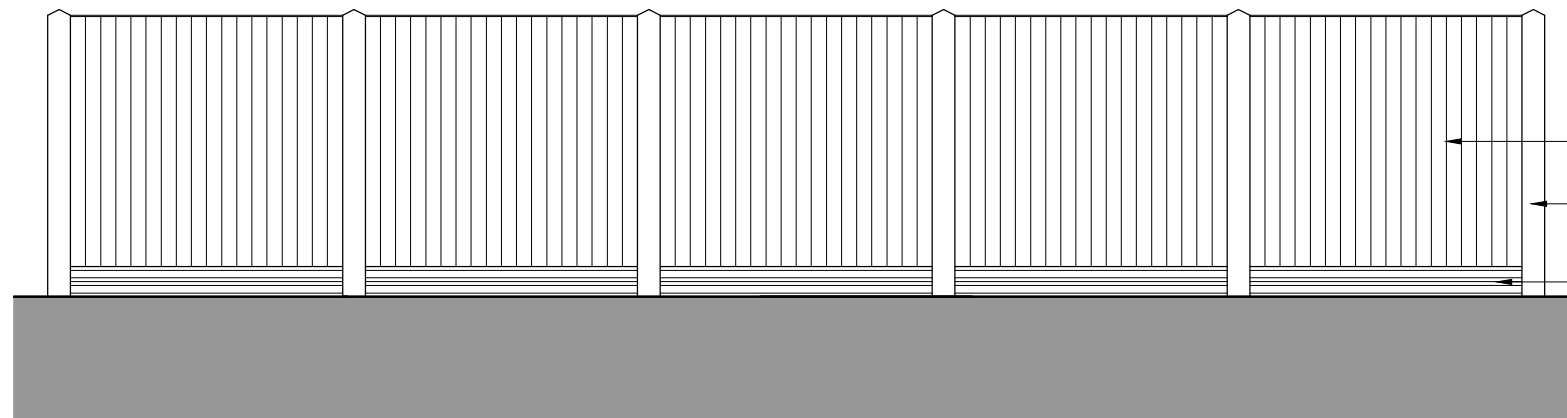


Note
 This drawing is protected by copyright and must not be copied or reproduced without the written consent of Graham Simpkin Planning. All dimensions and sizes to be checked on site. North points are indicative. ©



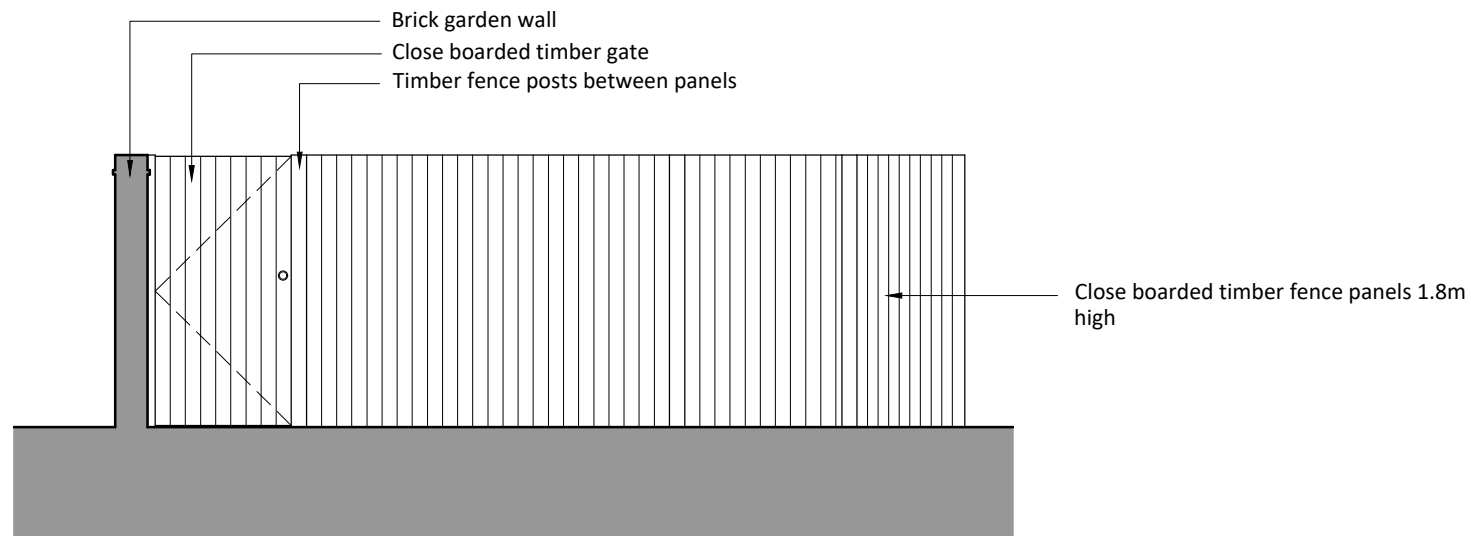
Timber garden fence (brown) to match existing

Proposed Pedestrian Gate (to Culverston Green road)
 1:100



Close boarded timber fence panels 1.8m high
 Concrete fence posts
 Concrete gravel board

Proposed Timber Fence to Rear Garden
 1:100



Brick garden wall
 Close boarded timber gate
 Timber fence posts between panels

Close boarded timber fence panels 1.8m high

Proposed Timber Fence and Gate to Side of Existing House
 1:100



Graham Simpkin Planning

2 The Parade, Ash Road, Hartley Longfield, Kent DA3 8BG

Tel: 01474 703705
 www.grahamsimpkinplanning.co.uk
 Email: webmail@grahamsimpkinplanning.co.uk

Project Title 2 Bonnyacre Farm Cottis, Culverstone Green, Kent, DA13 0RF		Job No 2999
Drawing Title Gate and Fence Elevations	Drawing No 09	Revision -
Date 29.05.2019	Drawn by JV	Checked by DA
Scale 1:100@ A3	Note	

