



STORAGE

Asgard 

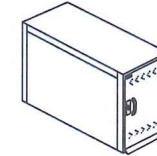
our bike sheds



Number of bikes stored is based on average bike size, please check your bike(s) will fit before purchasing a unit.

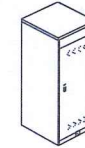
TWIN BIKE SHELTER

bike lockers



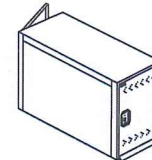
TWIN BIKE SHELTER

- 3ft x 6ft
- Single door
- 3-point locking system



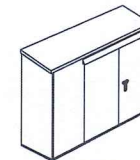
VERTICAL BIKE LOCKER

- 2ft x 3ft
- Single Door
- 3-point locking system



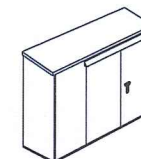
DOUBLE-ENDED SHELTER

- 3ft x 6ft
- Double Door
- 3-point locking system



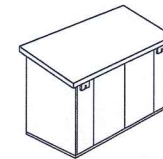
ADDITION

- 6ft x 3ft
- Double Door
- 3-point locking system



ANNEXE

- 6ft x 3ft
- Double Door
- 5-point locking system



ACCESS

- 7ft x 4ft
- Lid & Double door
- 3-point locking system

twin bike shelter - 3ft x 6ft - 2 bikes*

"Put £6000 of bikes in this for a whole year in my front garden. No-one even tried to break in. It looks bomb proof, zero rust, lock is a beast"

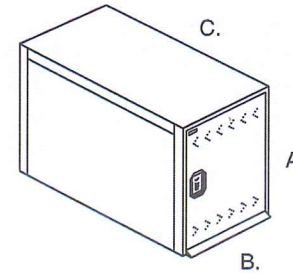
- Carlos



twin bike shelter.

The 'Twin' bike storage unit is the perfect way of storing two bikes securely in a discreet manner. Designed as a space saving storage unit, the twin bike store is ideal for areas where space is restricted but bike security is still important. The twin bike shelter is accessed from the end so the width of the unit is kept to a minimum - ideal for use down the side of a house or flat. The twin bike shelter is suitable for adult or children's bikes and includes

2 kit hooks for storing your bags and helmet with your bike. The unit is made from tough galvanised (weatherproof) steel featuring a tough 3-point pick-and-drill resistant locking system. This shelter has been designed to be bolted to a concrete base, preventing any attempt to lift or carry the (15 stone) locker away. A stylish vented front allows air to flow inside and keeps condensation to a minimum.



key features

TWIN SHELTER SECURITY

- 3-point locking system with pick-and-drill resistant locks
- Supplied with fixings to be bolted to the ground
- Reinforced handle surround

TWIN SHELTER DESIGN

- Open interior space, no restriction on how to store your two bikes
- Large single door access
- Includes 2 bike hooks for helmets and bags
- Small and compact design

ASGARD® FEATURES

- Weatherproof construction made from strong, thick, galvanised steel
- Supplied with a 10 year warranty as standard
- Maintenance free with no repainting or rotting
- Internal fixings with no externally exposed fixtures, safe and secure
- Easy self assembly with instructions provided
- Installation service available
- Green, brown or ivory finish
- Accessory packs available

dimensions

UNIT DIMENSIONS

- A. Height: 1205mm (3ft 11")
- B. Width: 900mm (2ft 11")
- C. Depth: 1900mm (6ft 3")
- Weight: 99Kg (15.8 stone)

BASE DIMENSIONS

1000mm x 2000mm

DOOR APERTURE

1115mm x 800mm

DOOR CLEARANCE 850mm



"It's well manufactured, safe and strong, even with two bikes inside there's enough room for some power tools"

- Dave

