






Matthews Construction

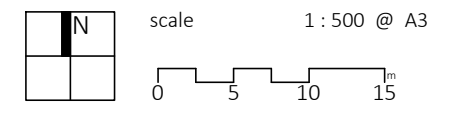
zeb1410
Heightington Road
 Heightington

WD006
Site Plan
 Proposed Boundary Plan

date February 2021
 status information

rev **A**
 A Updated to client comments 05/03/2021

-  Boundary 1 - 1.8m close board fencing
-  Boundary 2 - 1.2m low level metal rail fence
-  Boundary 3 - Native Hedgerow
-  EV car charging
-  Secure Cycle Storage



zebra architects ltd. is part of zebra group consulting ltd.
 30 st georges square | worcester | wr1 1hx
 hello@zebraarchitects.co.uk | 01905 351 472

Ordnance Survey (c) Crown Copyright. All rights reserved. Licence number 100022432
 Copyright is reserved by Zebra Architects and the drawing is issued on the condition that it is not copied either wholly or in part without first obtaining written consent from them. Do not scale from this drawing, figured dimensions only to be used. All dimensions to be checked on site before commencement of any work, shop drawings or the ordering of materials. This drawing is to be read in conjunction with appropriate consultant engineers drawings, schedules, specification and manufacturer's information.



boundary plan