



Matthews Construction

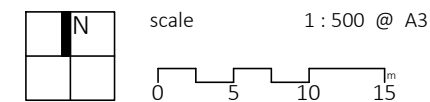
zeb1410
Heightington Road
 Heightington

WD010
Site Plan
 External Lighting

date February 2021
 status information

rev -

-  Represents 1No. low lux up and down lighter. Light washed up and down building and does not spread across garden.
-  Represents 1No. level up and down lighter. Light washed up and down building and does not spread across garden.



zebra architects ltd. is part of zebra group consulting ltd.
 30 st georges square | worcester | wr1 1hx
 hello@zebraarchitects.co.uk | 01905 351 472

Ordnance Survey (c) Crown Copyright. All rights reserved. Licence number 100022432

Copyright is reserved by Zebra Architects and the drawing is issued on the condition that it is not copied either wholly or in part without first obtaining written consent from them. Do not scale from this drawing, figured dimensions only to be used. All dimensions to be checked on site before commencement of any work, shop drawings or the ordering of materials. This drawing is to be read in conjunction with appropriate consultant engineers drawings, schedules, specification and manufacturer's information.

