



Tridax Ltd		Page 1
Honeywood House Whitfield Kent CT16 3EH	Queen Street Deal SA2	
Date 09/08/2017 17:35 File EMC-2017-081 SA2.srcx	Designed by PRL Checked by	
XP Solutions	Source Control 2017.1.2	

Summary of Results for 100 year Return Period (+30%)

Storm Event	Max Level (m)	Max Depth (m)	Max Infiltration (l/s)	Max Volume (m ³)	Status
30 min Summer	8.437	0.437	0.0	7.2	O K
60 min Summer	8.549	0.549	0.0	9.0	O K
120 min Summer	8.659	0.659	0.0	10.8	O K
180 min Summer	8.718	0.718	0.0	11.8	O K
240 min Summer	8.762	0.762	0.0	12.5	O K
360 min Summer	8.823	0.823	0.1	13.5	O K
480 min Summer	8.863	0.863	0.1	14.2	O K
600 min Summer	8.893	0.893	0.1	14.7	O K
720 min Summer	8.914	0.914	0.1	15.0	O K
960 min Summer	8.943	0.943	0.1	15.5	O K
1440 min Summer	8.968	0.968	0.1	15.9	O K
30 min Winter	8.490	0.490	0.0	8.0	O K
60 min Winter	8.615	0.615	0.0	10.1	O K
120 min Winter	8.739	0.739	0.0	12.1	O K
180 min Winter	8.807	0.807	0.1	13.2	O K
240 min Winter	8.857	0.857	0.1	14.1	O K
360 min Winter	8.926	0.926	0.1	15.2	O K
480 min Winter	8.973	0.973	0.1	16.0	O K
600 min Winter	9.008	1.008	0.1	16.5	O K
720 min Winter	9.034	1.034	0.1	17.0	O K
960 min Winter	9.070	1.070	0.1	17.6	O K
1440 min Winter	9.104	1.104	0.1	18.1	O K

Storm Event	Rain (mm/hr)	Flooded Volume (m ³)	Time-Peak (mins)
30 min Summer	91.970	0.0	42
60 min Summer	57.997	0.0	72
120 min Summer	35.140	0.0	130
180 min Summer	25.781	0.0	190
240 min Summer	20.693	0.0	250
360 min Summer	15.139	0.0	370
480 min Summer	12.108	0.0	488
600 min Summer	10.173	0.0	608
720 min Summer	8.819	0.0	726
960 min Summer	7.034	0.0	966
1440 min Summer	5.105	0.0	1442
30 min Winter	91.970	0.0	41
60 min Winter	57.997	0.0	70
120 min Winter	35.140	0.0	130
180 min Winter	25.781	0.0	188
240 min Winter	20.693	0.0	246
360 min Winter	15.139	0.0	364
480 min Winter	12.108	0.0	480
600 min Winter	10.173	0.0	598
720 min Winter	8.819	0.0	714
960 min Winter	7.034	0.0	946
1440 min Winter	5.105	0.0	1404

Tridax Ltd		Page 2
Honeywood House Whitfield Kent CT16 3EH	Queen Street Deal SA2	
Date 09/08/2017 17:35 File EMC-2017-081 SA2.srcx	Designed by PRL Checked by	
XP Solutions		Source Control 2017.1.2


Rainfall Details

Rainfall Model	FSR	Winter Storms	Yes
Return Period (years)	100	Cv (Summer)	0.750
Region	England and Wales	Cv (Winter)	0.840
M5-60 (mm)	22.000	Shortest Storm (mins)	30
Ratio R	0.370	Longest Storm (mins)	1440
Summer Storms	Yes	Climate Change %	+30

Time Area Diagram

Total Area (ha) 0.021

Time (mins)		Area	Time (mins)		Area	Time (mins)		Area
From:	To:	(ha)	From:	To:	(ha)	From:	To:	(ha)
0	4	0.007	4	8	0.007	8	12	0.007

Tridax Ltd		Page 3
Honeywood House Whitfield Kent CT16 3EH	Queen Street Deal SA2	
Date 09/08/2017 17:35 File EMC-2017-081 SA2.srcx	Designed by PRL Checked by	
XP Solutions		Source Control 2017.1.2

Model Details

Storage is Online Cover Level (m) 10.000

Cellular Storage Structure

Invert Level (m) 8.000 Safety Factor 2.0
 Infiltration Coefficient Base (m/hr) 0.01100 Porosity 0.95
 Infiltration Coefficient Side (m/hr) 0.01100

Depth (m)	Area (m ²)	Inf. Area (m ²)	Depth (m)	Area (m ²)	Inf. Area (m ²)	Depth (m)	Area (m ²)	Inf. Area (m ²)
0.000	17.3	17.3	1.200	17.3	40.3	1.201	0.0	40.3