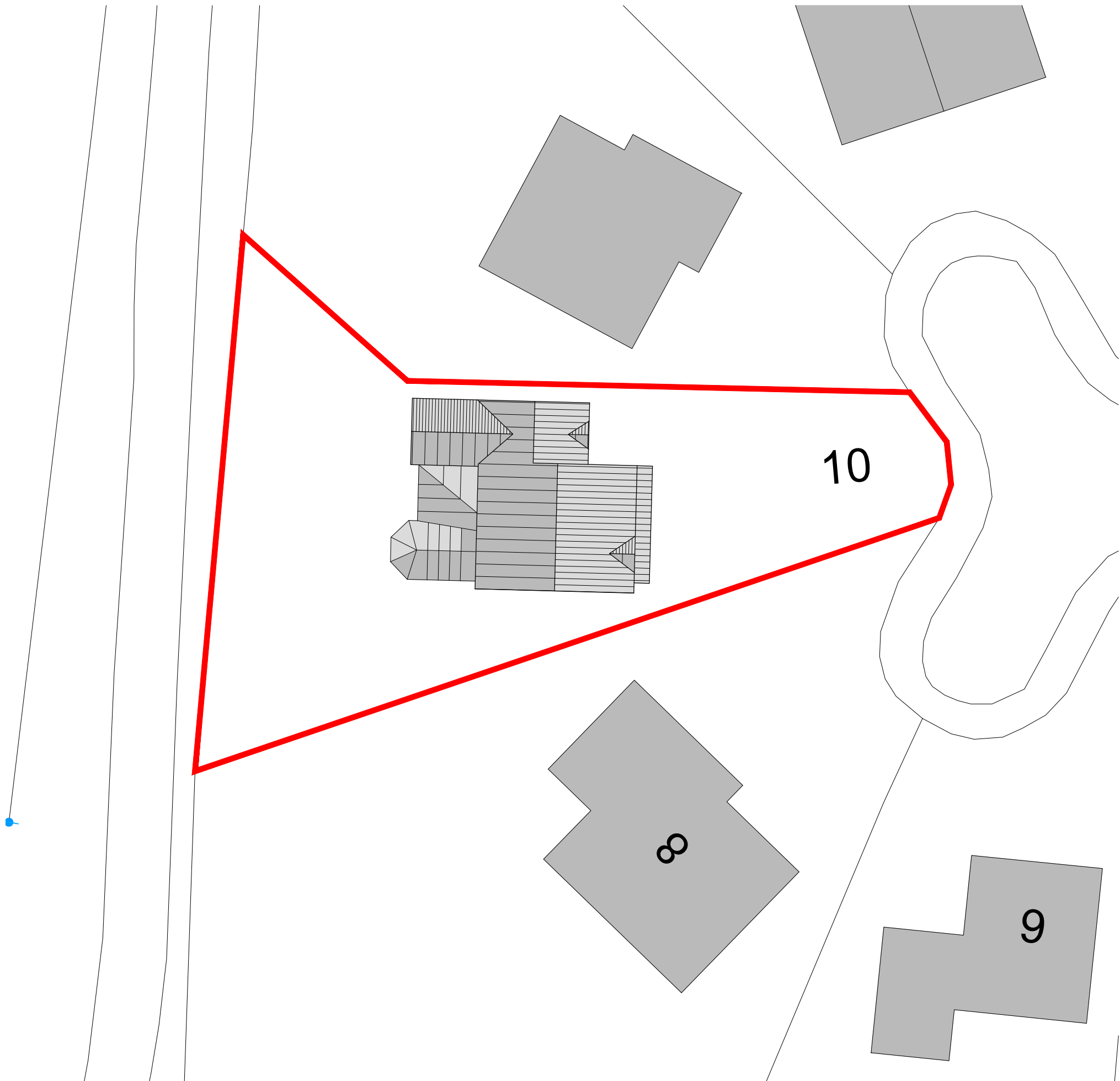


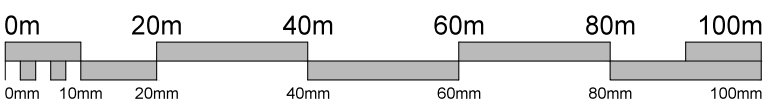
Site Plan as Existing
(1:200)



Site Plan as Proposed
(1:200)



Site Location Plan
(1:1000)

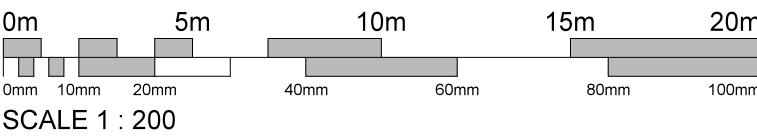


Crown Copyright and database rights 2018 OS 100047474

Notes:

This Drawing and all information included, unless otherwise stated is the property G D - Design. Copyright is reserved by them and all information is issued on the condition that it is not copied, reproduced, retained or disclosed to any unauthorised person(s), either wholly or in part without the written consent of G D - Design.

1. All dimensions are to be checked on site prior to construction.
2. Do not scale any dimensions from this drawing.
3. All dimensions are in millimeters, unless otherwise stated.



Rev: Details Issued:

Client:
Mr Britt
Beaver Close
Skellingthorpe

Project:
Proposed Residential Extension

Drawing Title:
Site Plans

PLANNING

Scale:	Date:	Drawn:
As Shown @A1	Mar. 21	-
Job No:	Drig No:	Revision:
21/005	PL - 001	-