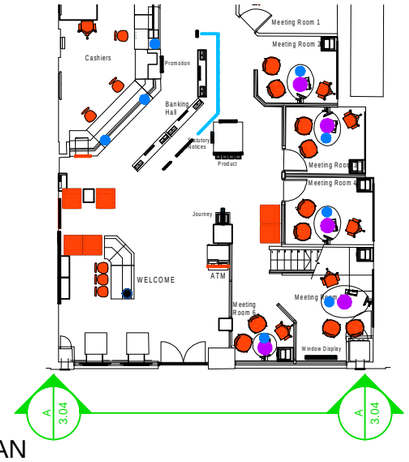

1 KEY PLAN

Scale: 1:100@ A1 1:200 @A3

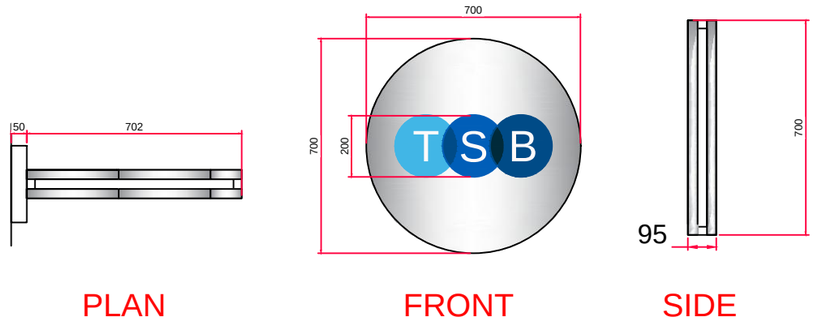

D PROJECTING SIGN - DETAIL

Scale: 1:10@ A1 1:20 @A3

DESIGN NOTES
· SITE SURVEY OBTAINED XXXXX

LISTED BUILDING	NO
CONSERVATION AREA	NO

THIS DRAWING IS NOT TO BE SCALED, ONLY FIGURED DIMENSIONS ARE TO BE FOLLOWED. CONTRACTORS TO CHECK ALL DIMENSIONS & CONDITIONS ON SITE & REFER ANY DISCREPANCY TO OAKWOOD CONTRACTS LTD. THIS DRAWING IS THE SOLE PROPERTY OF OAKWOOD CONTRACTS LTD AND MAY NOT BE COPIED OR REPRODUCED IN ANY MANNER WHATSOEVER WITHOUT THE OWNERS CONSENT. © COPYRIGHT

DRAWING TO BE READ IN CONJUNCTION WITH LATEST STANDARD DETAILS AND DESIGN GUIDE SUBJECT TO THE BRAND

REVISIONS:

REVISION	COMMENTS	DATE ISSUED	DESIGNER
A	**EXTERNAL ELEVATION ISSUE**	**03.03.21**	**BYJ**
B	**ARCADIS FEEDBACK RECEIVED.04.03.20 AMENDED DRAWING ISUED**	01.04.21	**BYJ**

EXTERNAL SOW'S
1. PLACE BARRIERS TO THE OUTSIDE OF THE BUILDING TO PROTECT PEDESTRIANS
2. ERECT ACCESS EQUIPMENT
3. CLEAN SHOP FRONT WITH PRESSURE WASHER
4. WIPE SURFACE AND BUFF WINDOWS
5. REMOVE BARRIERS AND CLEAN LOCAL AREAS
6. RE PAINT RENDERED AREAS
7. OMIT EXISTING SIGNAGE AND REPLACE AS PER DRAWING BELOW
8. REPLACE ATM BACKGROUND TO BLUE VINYL PANTONE 2905 C SURROUND 910mm W 1500mmH CUT OUT 730 mm W 840 mm H
9. RETAIN EXISTING POSTER IF IN GOOD CONDITION AND ADD LIFE STYLE GRAPHICS REF ELEVATION
10. REMOVE ALL A4 POSTERS FROM FRONT DOOR AND REPLACE WITH NEW STATUTORY WIRE ROD POSTER
11. REPLACE EXISTING PROJECTING SIGN REF ELEVATION
12. NEW COME ON IN PINK VINYL (DIMENSIONS ON THE DRAWING)
13. CIRCLE/DOTS MANIFESTATION ADDED TO GLAZING
14. RETAIN ALL SIGNS AS PER DWG 4.1 IMAGE REF 5

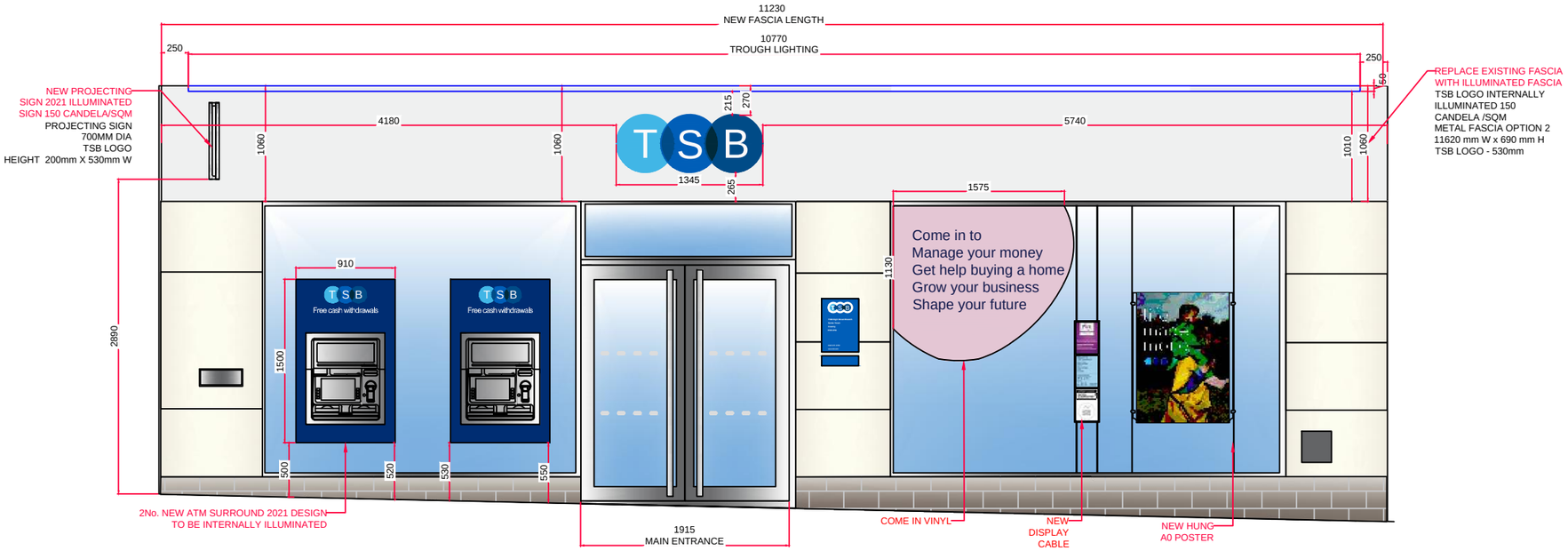

2 PROPOSED EXTERNAL ELEVATION

Scale: 1:25@ A1 1:50 @A3

METRES

0.4 0.2 0 0.4 0.8 1.2 1.6 2.0

SCALE 1:25@A1

METRES

1 0.5 0 1 2 3 4 5

SCALE 1:50@A1

OAKWOOD CONTRACTS LTD
Shopfitting & Interior Refurbishment

Unit B
Herons Way
Carr Hill, Balby
Doncaster
DN4 8WA

CLIENT: TSB

PROJECT: 25 27 BIRLEY STREET BLACKPOOL FY1 1EG

SAP CODE: 77

BRANCH NAME: BIRLEY STREET, BLACKPOOL

DRAWING TITLE: PROPOSED EXTERNAL ELEVATION

SCHEME: STANDARD REFIT 2021/2022

PROJECT NUMBER: S350721	DWG DATE: 03.03.21
PROJECT DESIGNER: BYJ	PROJECT MANAGER: EW
DRAWING CHECKING DATE : 03.03.21	CHECKED BY : BYJ
DRAWING NUMBER: DWG 3.02	REVISION: B