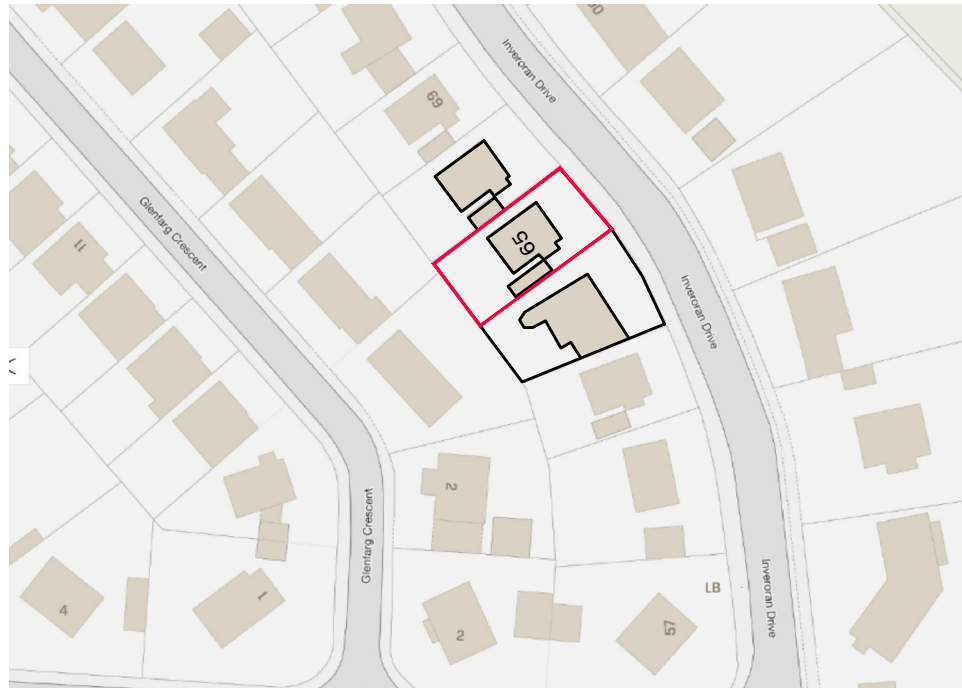
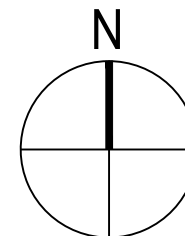
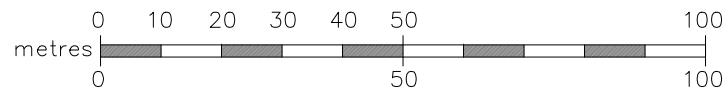



Do not scale this drawing. Use figured dimensions only. All dimensions given are in millimetres unless otherwise stated. All levels are in metres. All dimensions, levels shown on this drawing are to be verified by the contractor prior to the commencement of work. This drawing is to be read in conjunction with all relevant architectural, structural, services drawings and specifications. The copyright of this drawing and all relevant information appearing on this drawing is reserved by Pocket Size Architecture Ltd. Use or disclosure to any third party either wholly or in part is prohibited unless expressly authorized by Pocket Size Architecture Ltd.

Revisions



**LOCATION PLAN**  
**SCALE 1:1250 @ A4**



**pocket size**  
**architecture** 

t: 07771982736  
e: info@pocketsizearchitecture.com  
w: pocketsizearchitecture.com

Drawing Category **PLANNING**

Project  
**65 Inveroran Drive**

Drawing  
**Location Plan**

Scale **1:1250** Size **A4** Date **March 2021**

Job No. **2021-03** Drawing No. **101** By **KC** Rev