

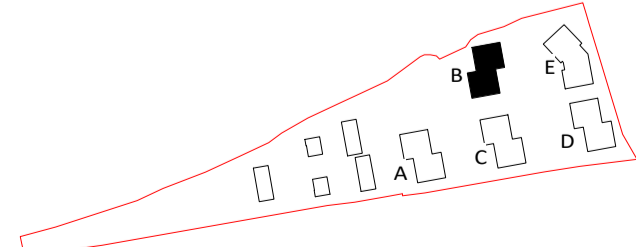
Notes:  
 Do not scale. All dimensions are in millimetres unless otherwise stated. This drawing should be read in conjunction with all relevant project information and contract documentation. All dimensions to be checked prior to fabrication and/or commencement of works. All works to comply with all relevant legal standards, building regulations and warranty provider requirements. Report any discrepancies, if in doubt ask.

Revisions:					
Rev	Status	Date	Description	Drn	Chkd
C01	A3	31.03.21	Planning Issue	TC	AA

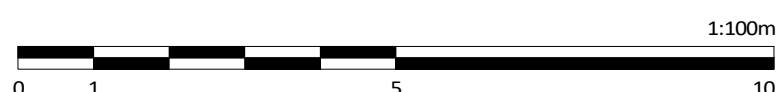
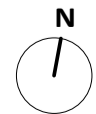
Client Name:				Sempra Homes	
Project Name:				Chapel Gate	
Drawing Name:				Block B - Ground Floor Plan	
Drawing Number:		Rev:	Status:		
CPK-BPTW-11-00-DR-A-1010		C01	A3		
Project No:	RIBA Stage:	Drawn By:	Scale:		
20-173	3	TC	1:100 @ A2		

**PLANNING ISSUE**

40 Norman Road,  
 Greenwich, London  
 SE10 9QX  
 t. 020 8293 5175  
 bptw.co.uk



Key Plan



Indicative landscape shown for context  
 Please refer to Landscape Architect's drawings for detailed landscape proposal