

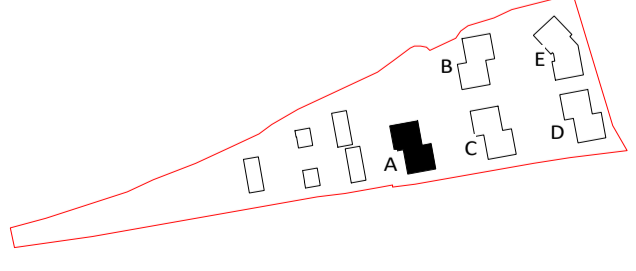
Notes:
 Do not scale. All dimensions are in millimetres unless otherwise stated. This drawing should be read in conjunction with all relevant project information and contract documentation. All dimensions to be checked prior to fabrication and/or commencement of works. All works to comply with all relevant legal standards, building regulations and warranty provider requirements. Report any discrepancies, if in doubt ask.

Revisions:	Rev	Status	Date	Description	Drn	Chkd
	C01	A3	31.03.21	Planning Issue	TC	AA

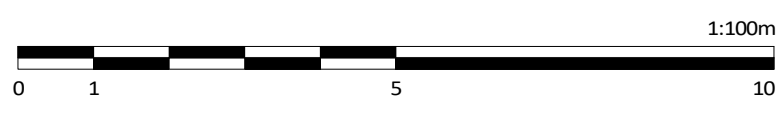
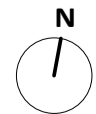
Client Name: Sempra Homes			
Project Name: Chapel Gate			
Drawing Name: Block A - Ground Floor Plan			
Drawing Number:	Rev:	Status:	
CPK-BPTW-10-00-DR-A-1000	C01	A3	
Project No:	RIBA Stage:	Drawn By:	Scale:
20-173	3	TC	1:100 @ A2

PLANNING ISSUE

40 Norman Road,
 Greenwich, London
 SE10 9QX
 t. 020 8293 5175
 bptw.co.uk

Key Plan



Indicative landscape shown for context
 Please refer to Landscape Architect's drawings for detailed landscape proposal