

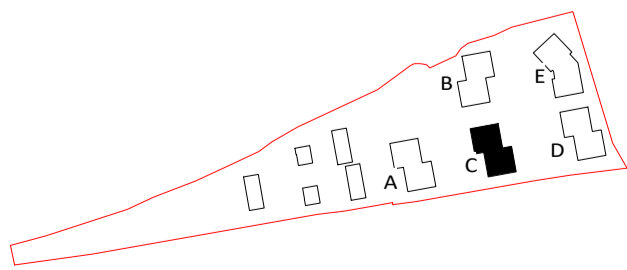
Notes:
 Do not scale. All dimensions are in millimetres unless otherwise stated. This drawing should be read in conjunction with all relevant project information and contract documentation. All dimensions to be checked prior to fabrication and/or commencement of works. All works to comply with all relevant legal standards, building regulations and warranty provider requirements. Report any discrepancies, if in doubt ask.

Revisions:				
Rev	Status	Date	Description	Drn Chkd
C01	A3	31.03.21	Planning Issue	TC AA

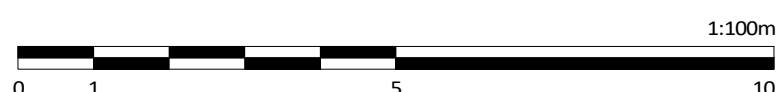
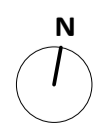
Client Name: Sempra Homes				
Project Name: Chapel Gate				
Drawing Name: Block C - Ground Floor Plan				
Drawing Number: CPK-BPTW-12-00-DR-A-1020			Rev: C01	Status: A3
Project No: 20-173	RIBA Stage: 3	Drawn By: TC	Scale: 1:100 @ A2	

PLANNING ISSUE

40 Norman Road,
 Greenwich, London
 SE10 9QX
 t. 020 8293 5175
 bptw.co.uk

Key Plan



Indicative landscape shown for context.
 Please refer to Landscape Architect's drawings for detailed landscape proposal