

01 FRONT ELEVATION
Scale 1:25 @ A1, 1:50 @ A3
DE-L1.04

ALL FIXTURES AND FITTINGS TO BE REMOVED TO ALLOW FOR NEW EQUIPMENT AND JOINERY.

TB-02 JOINERY TO BE FORMED WITHIN EXISTING ALCOVE. TO BE EBONY STAINED AND SUITABLY SEALED THROUGHOUT.

06 SHELF DETAIL
DE-L1.04

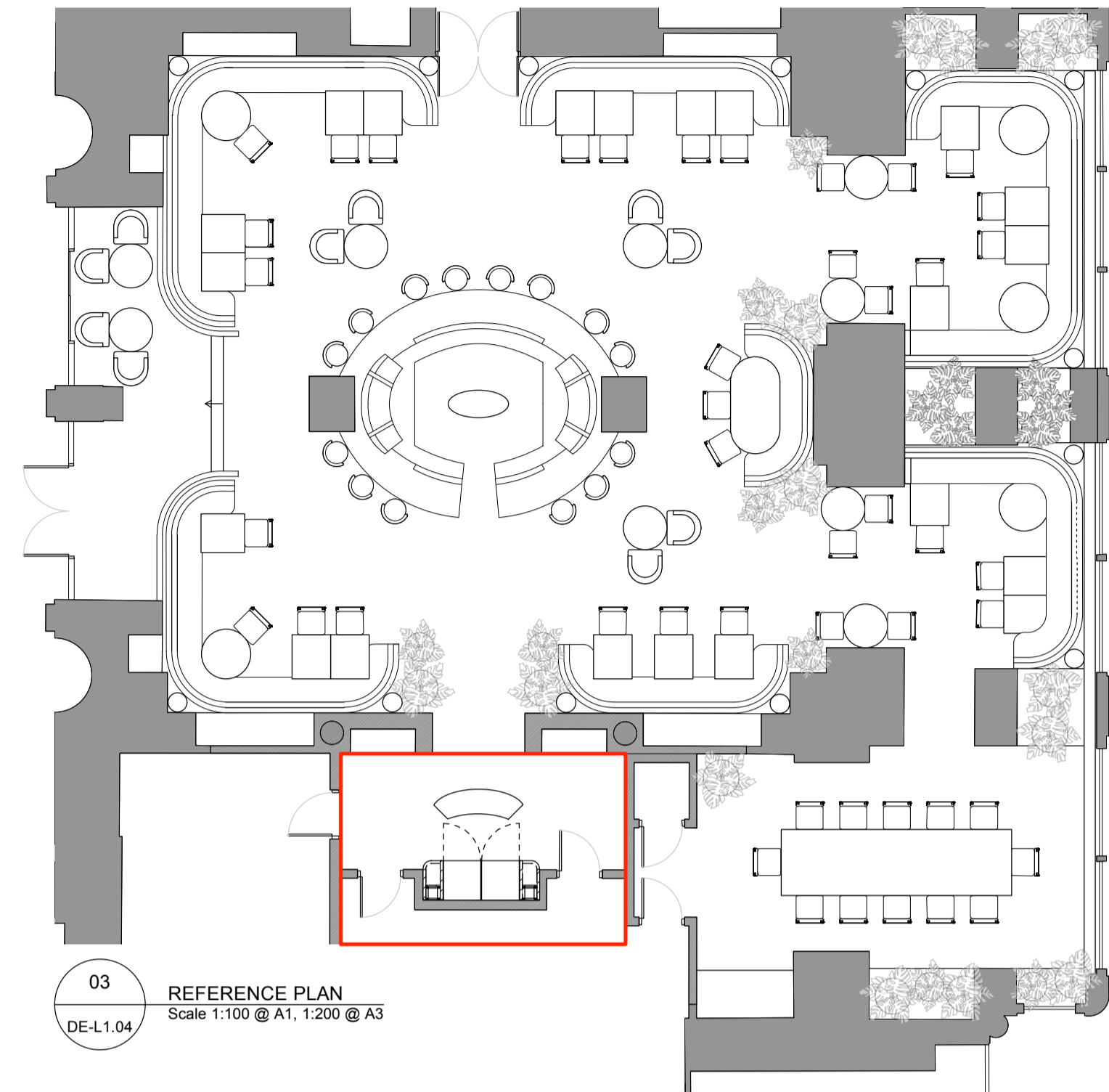
CLIENT EQUIPMENT. CLIENT TO CONFIRM SPECIFICATION.

TB-02 ADJUSTABLE SHELVING. TOUGHENED GLASS WITH TIMBER PROFILE TO EXPOSED EDGE, REFER TO DETAIL.

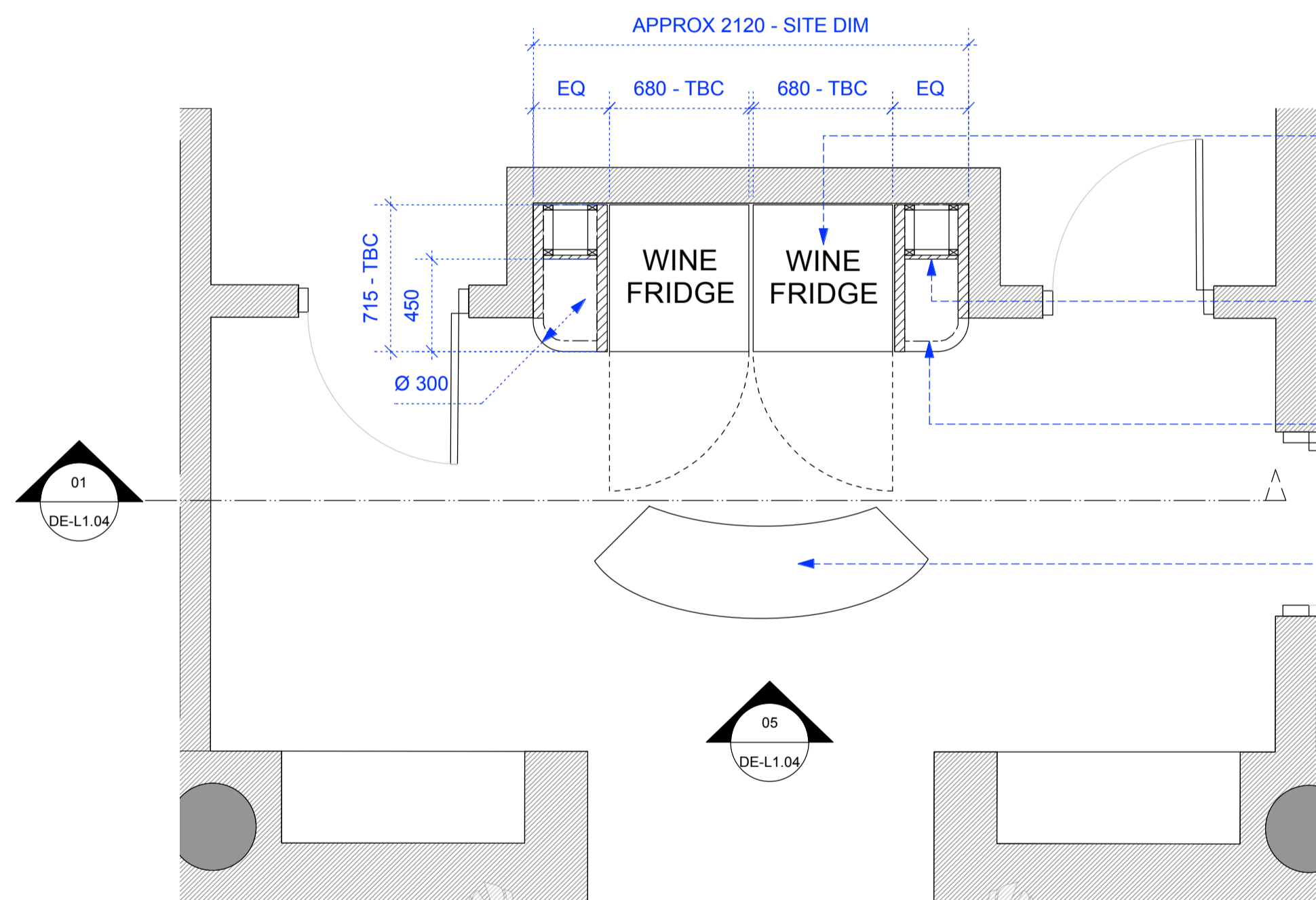
SKIRTING TO ALIGN WITH EXISTING.



02 EXISTING RECESS & UNIT
NTS
DE-L1.04



03 REFERENCE PLAN
Scale 1:100 @ A1, 1:200 @ A3
DE-L1.04




04 PLAN
Scale 1:25 @ A1, 1:50 @ A3
DE-L1.04

CLIENT EQUIPMENT. CLIENT TO CONFIRM SPECIFICATION.

TB-02 JOINERY TO BE FORMED WITHIN EXISTING ALCOVE. TO BE EBONY STAINED AND SUITABLY SEALED THROUGHOUT.

TB-02 ADJUSTABLE SHELVING. TOUGHENED GLASS WITH TIMBER PROFILE TO EXPOSED EDGE, REFER TO DETAIL.

EXISTING UNIT TO REMAIN. REFER TO ELEVATION 05 FOR CLADDING DETAILS.

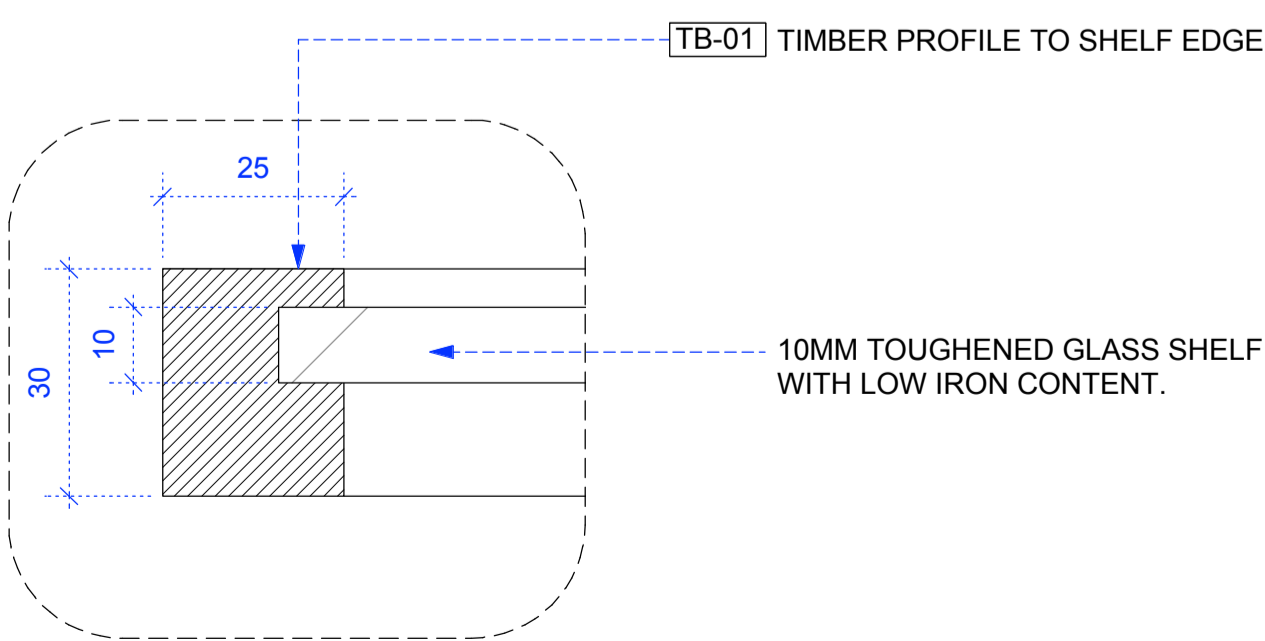


05 FRONT ELEVATION
NTS
DE-L1.04

EXISTING COUNTER TOP TO REMAIN AND BE MADE GOOD WHERE NECESSARY.

SF-01 EXISTING UNIT FRONT AND SIDES TO BE OVER-CLAD WITH NEW BESPOKE POLISHED PLASTER PANELS. PANELS TO BE JOINTED WITH BRASS TRIMS.

MT-01 EXISTING SKIRTING TO BE CLAD WITH NEW BRASS PLATE



06 SHELF DETAIL
Scale 1:1 @ A1, 1:2 @ A3
DE-L1.04



REVISIONS:		
CODE	DATE	DESCRIPTION
P-	26.03.21	FIRST ISSUE
T1	29.03.21	ISSUED FOR COSTING
T2	19.04.21	SCALE BAR ADDED

GENERAL NOTES:

ALL DIMENSIONS TO BE CHECKED ON SITE AND ANY DISCREPANCIES TO BE REPORTED TO RSS.

ALL FINISHES, SAMPLES, AND MOCK-UPS TO BE APPROVED BY RSS PRIOR TO MANUFACTURE.

FOR SANITARYWARE AND LIGHTING REFER TO RSS SPECIFICATION INDEX FOR FURTHER INFORMATION.

FOR FINISHES REFER TO RSS FINISHES SCHEDULE.

REFER TO RSS SPEC INDEX FOR A LIST OF ALL ITEMS INCLUDED IN FF&E.

ALL EXISTING FURNITURE TO BE REMOVED FROM SITE UNLESS STATED OTHERWISE BY THE CLIENT

RussellSageStudio
11 Michael's House | Elizabeth Street | London | SW1W 0RB | T: +44 (0) 20 7730 3258
russellsagestudio.co.uk

THIS DRAWING IS THE PROPERTY OF RUSSELL SAGE STUDIO. COPYRIGHT IS RESERVED TO THEM AND THE DRAWING IS ISSUED ON THE CONDITION THAT IT IS NOT COPIED EITHER WHOLLY OR IN PART WITHOUT THE CONSENT IN WRITING OR RUSSELL SAGE STUDIO.

- ALL DIMENSIONS, DRAWINGS AND SPECIFICATIONS ARE TO BE VERIFIED ON SITE BY THE CONTRACTOR AND ANY DISCREPANCIES REPORTED TO RSS PRIOR TO THE COMMENCEMENT OF WORK.
- THIS PLAN HAS BEEN EXTRACTED FROM SUPPLIED DRAWINGS AND HENCE IS SUBJECT TO SURVEY AND CONTRACTOR SETTING OUT PLAN.
- CONTRACTOR TO TAKE RESPONSIBILITY AND ENSURE ALL CONSTRUCTION METHODS, TECHNIQUES, FITTINGS AND FINISHES ETC CONFORM TO THE REQUIRED BUILDING REGULATIONS IN THE APPLICABLE COUNTRY, AND TO THE RELEVANT BUILDING CONTROL OFFICERS SATISFACTION.
- ALL SPECIFIED ITEMS ARE TO BE INSTALLED IN ACCORDANCE WITH THE MANUFACTURERS RECOMMENDATIONS.
- ALL FINISHES ARE TO BE CARRIED OUT TO A HIGH STANDARD.

THIS DRAWING IS TO BE READ IN CONJUNCTION WITH ALL OTHER RELEVANT CONSULTANTS DRAWINGS. ALL REQUESTED DRAWINGS SHOWING FIXINGS AND CONSTRUCTION DETAILS TO BE APPROVED BY RSS PRIOR TO COMMENCEMENT OF WORK. CONTRACTORS TO CHECK AND APPRAISE DESIGN, FITTING OUT AND CONSTRUCTION DETAILS AND OFFER SUITABLE ALTERNATIVES TO THE DESIGNERS FOR APPROVAL PRIOR TO MANUFACTURE AND INSTALLATION. CONTRACTOR TO PROVIDE A SUITABLE WORKING ENVIRONMENT WHICH CONFORMS TO THE CURRENT HEALTH AND SAFETY CONDITIONS AND LOCAL AUTHORITY REGULATIONS.

DRAWING STATUS			
FOR INFORMATION			
CLIENT:			
GRH			
PROJECT NO:	PROJECT:		
111	SEAFOOD BAR & GRILL		
DATE:	DRAWN:	CHECKED:	SCALE:
29 MAR 21	ET	RS	VARIOUS
TITLE			
FIRST FLOOR - RESTAURANT			
WINE STORE			
DESIGN INTENT DETAILS			
DWG NO			
5226-DE-L1.03			REV
			T2