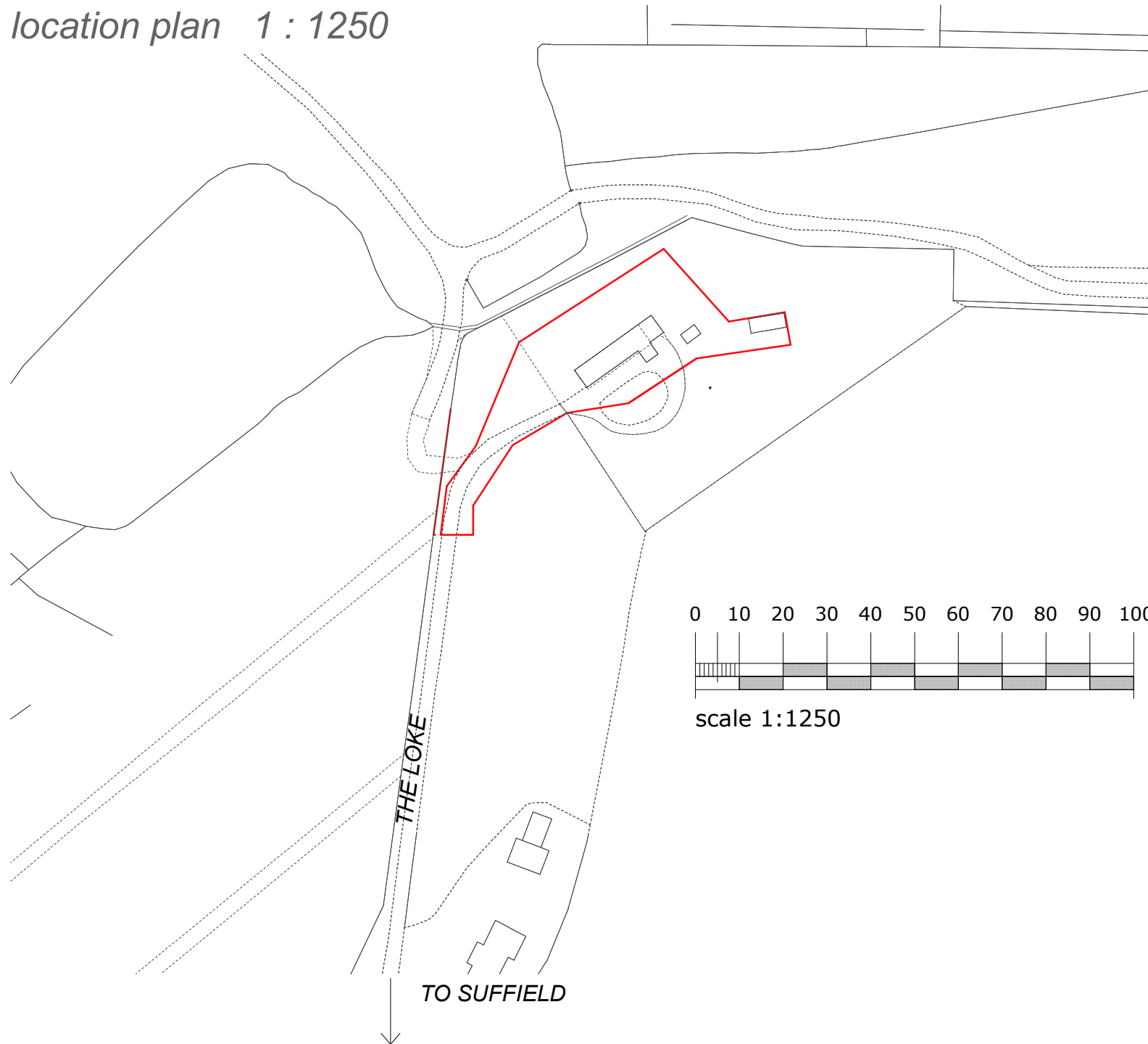
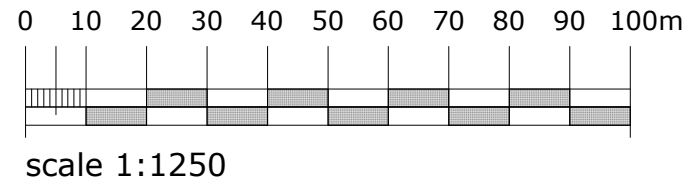
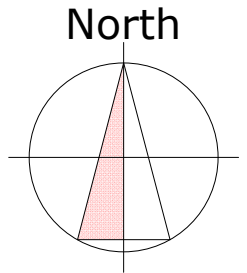


location plan 1 : 1250



All dimensions to be checked on site before commencement of works. Do not scale from this drawing. Any discrepancies are to be notified to the Architect/Designer immediately **IF IN DOUBT - ASK!** Unless otherwise stated all dimensions are given in millimetres.

revisions:



WHITWORTH HOWELL LTD **WH**
design : detail : construction

Client : Ivor Braka

Woodside

The Loke Suffield

Sheet : Location Plan

Drawing No:	G115	003	A
-------------	------	-----	---

scale: 1:1250 @A4 Unit 15 Spaces Business Park
Ingate Place, London SW8 3NS

date: 11.05.20 0207 501 1057

drawn: ap check: www.whitworthhowell.co.uk
info@whitworthhowell.co.uk

© ALL DRAWINGS AND WRITTEN MATERIAL HEREIN CONSTITUTE THE ORIGINAL AND UNPUBLISHED WORK OF THE ARCHITECT/DESIGNER, AND THE SAME MAY NOT BE DUPLICATED, USED, OR DISCLOSED WITHOUT THE WRITTEN CONSENT OF THE ARCHITECT/DESIGNER.