



NOTES



Revision

Rev	Notes	Date
A	Planning Issue	16/03/2021

KEY

 Neighbouring context  Boundary line

JOB TITLE

Proposed ground floor internal alterations, facade alterations, floor plan redesign and all associated works at 22 Redleaf Close

STATUS

Planning

DRAWING TITLE

Existing Block Plan

CLIENT

Tom Motum

SCALE

1 : 200 at A3

DRAWN

AR

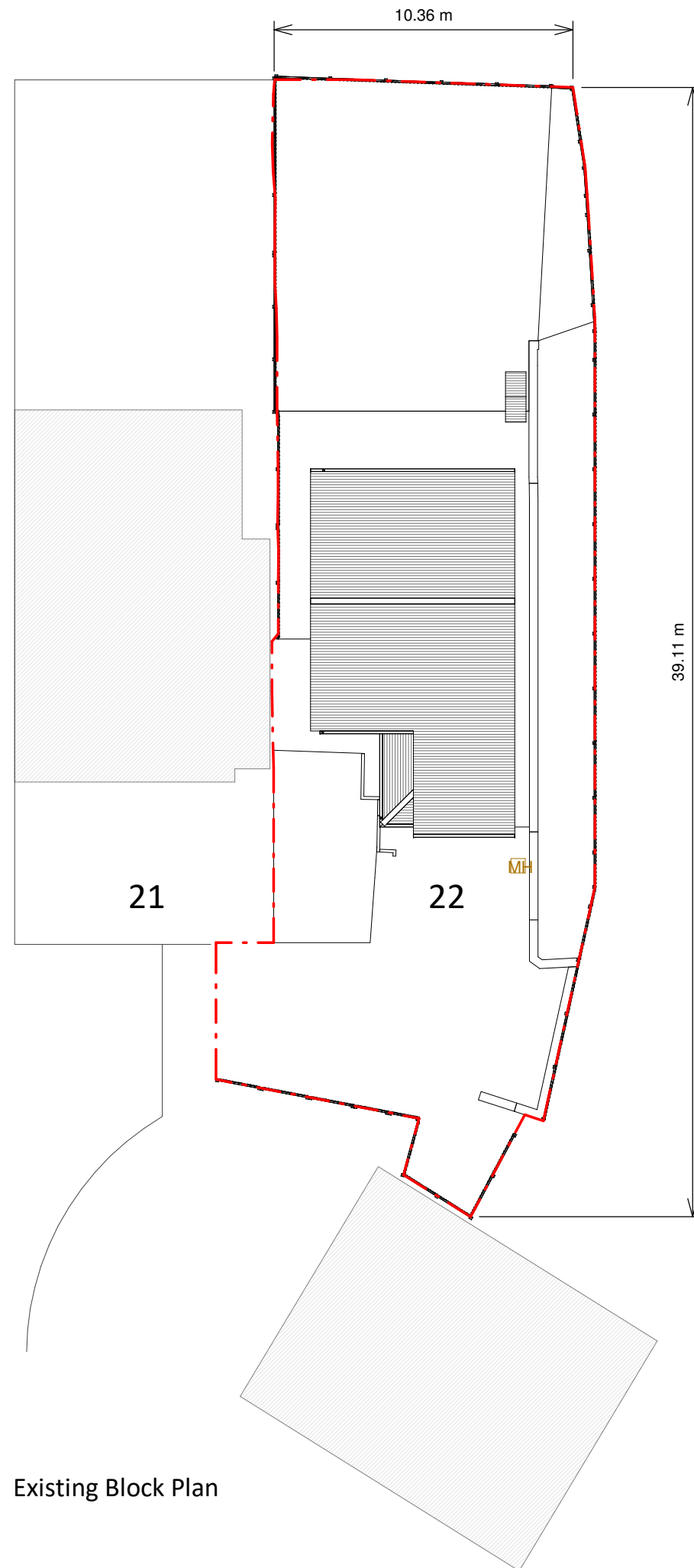
DATE

Mar 2021

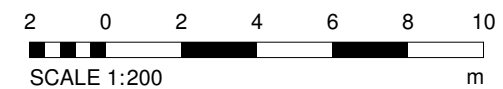
CHECKED

KA

DRAWING NO. 71520 - 1500 A



Existing Block Plan



Copyright in the design and this drawing is the property of RESI. Reproduction in whole or in part is forbidden without written sanction of RESI. This drawing must be read in conjunction with all other relevant documentation and drawings.

RESI accepts no liability for any expense, loss or damage of whatsoever nature and however arising from any variation which has not been referred to them and their approval obtained.

Print out to actual scale. For planning purposes only. All dimensions to be cross checked on site prior to construction and ordering of products. Any discrepancies to be reported to RESI immediately.

NOTES



Revision

Rev	Notes	Date
A	Planning Issue	16/03/2021

KEY

Neighbouring context Boundary line

JOB TITLE

Proposed ground floor internal alterations, facade alterations, floor plan redesign and all associated works at 22 Redleaf Close

STATUS

Planning

DRAWING TITLE

Proposed Block Plan

CLIENT

Tom Motum

SCALE

1 : 200 at A3

DRAWN

KE

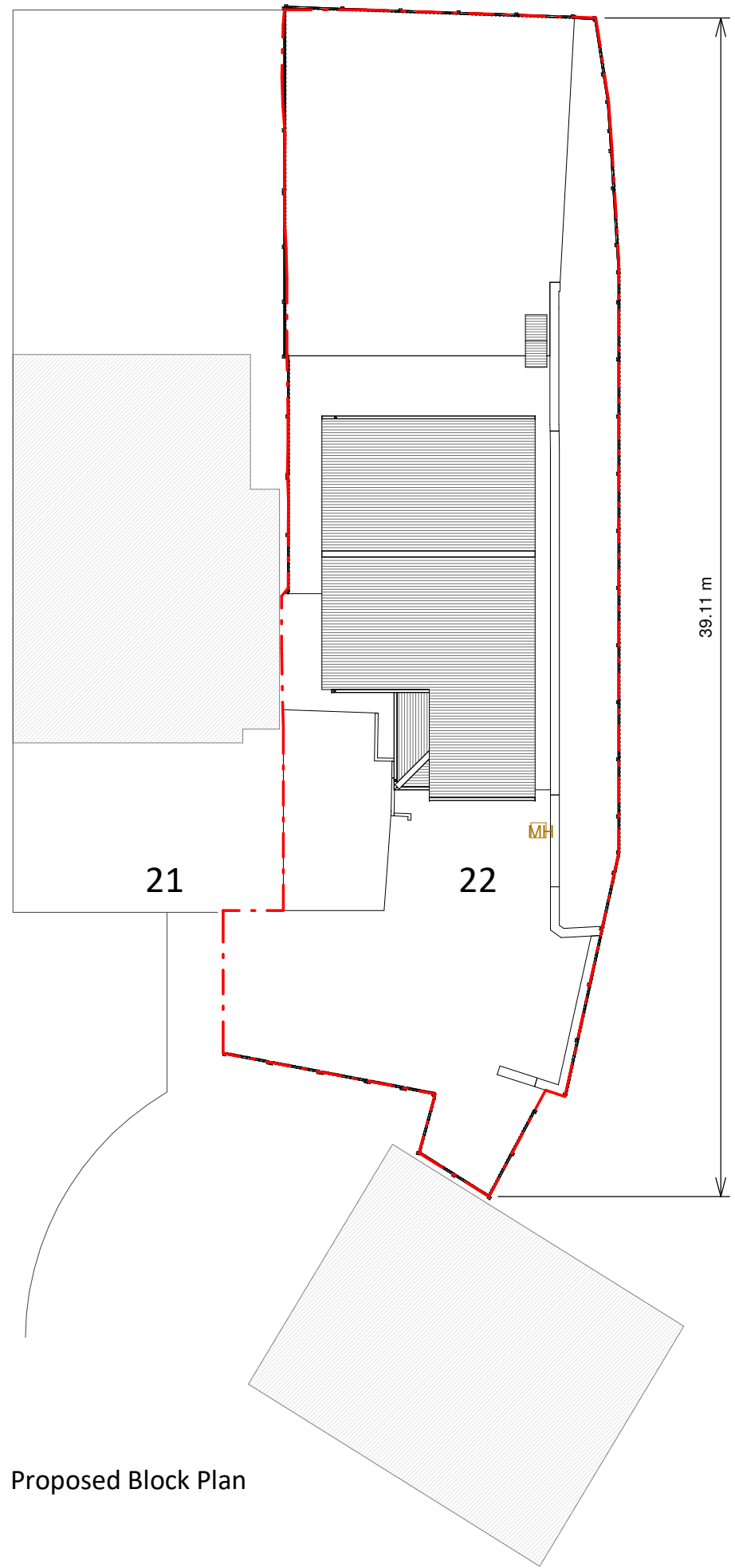
DATE

Mar 2021

CHECKED

JC

DRAWING NO. 71520 - 3500 A



Proposed Block Plan

2 0 2 4 6 8 10
 SCALE 1:200 m