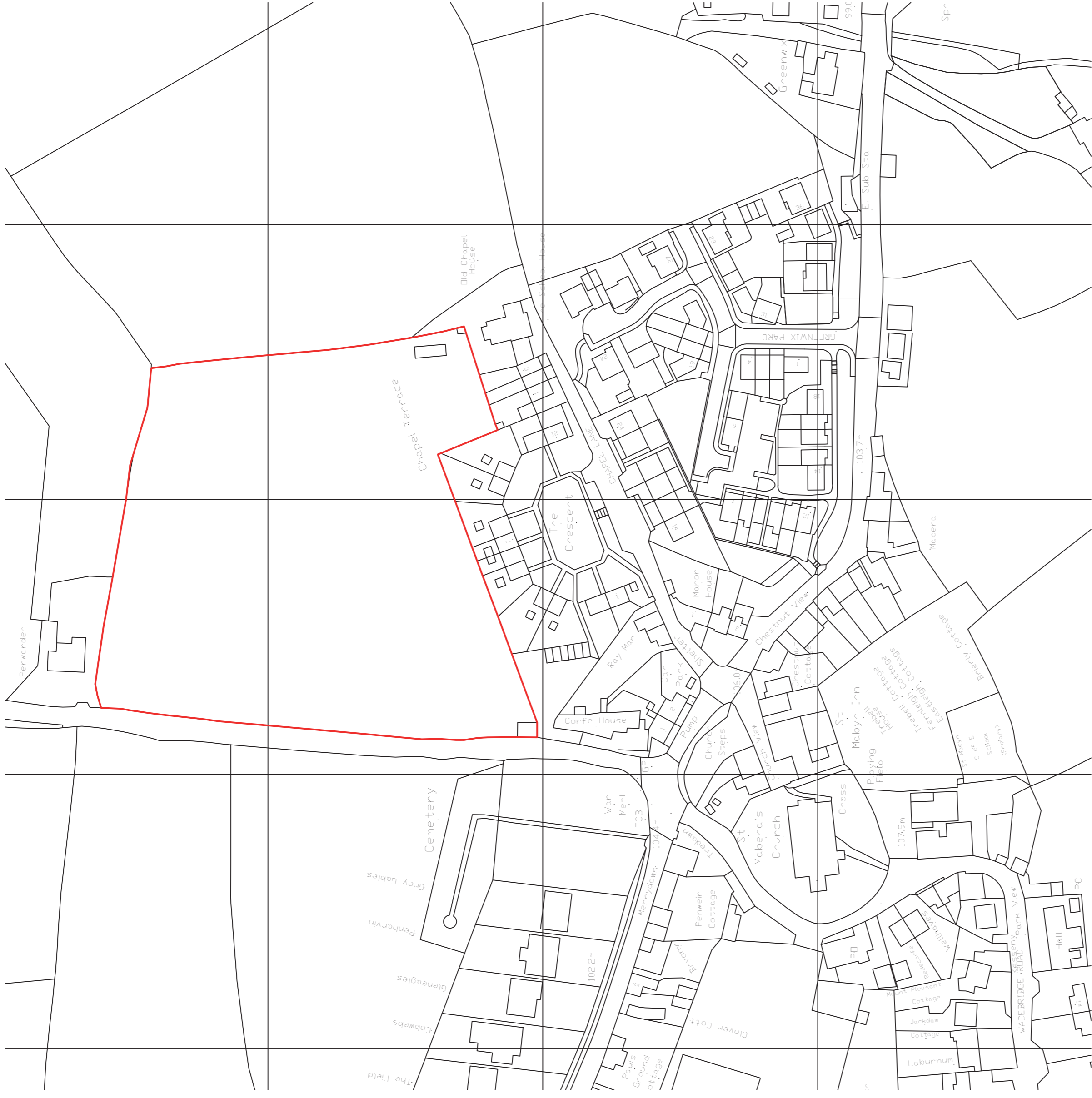


NOTES:
 (C) Create Design Ltd. - Any unauthorised use, reproduction or distribution of the document or its contents will constitute an infringement of copyright.
 This document is to be read in conjunction with all other documents and drawings.
 Any discrepancies noted are to be raised as soon as possible. Do not scale from this drawing for construction purposes.




Plot Areas (m2):

- Plot 01 - 926
- Plot 02 - 292
- Plot 03 - 286
- Plot 04 - 1003
- Plot 05 - 222
- Plot 06 - 509
- Plot 07 - 595
- Plot 08 - 217
- Plot 09 - 299
- Plot 10 - 197
- Plot 11 - 218
- Plot 12 - 283
- Plot 13 - 276
- Plot 14 - 251
- Plot 15 - 508
- Plot 16 - 560
- Plot 17 - 668
- Plot 18 - 508
- Plot 19 - 514
- Plot 20 - 505
- Plot 21 - 370
- Plot 22 - 244
- Plot 23 - 297
- Plot 24 - 517
- Plot 25 - 980
- Plot 26 - 972
- Plot 27 - 810



Site Location Plan
 Scale - 1 : 1250


CONVEYANCE



REV: DATE:
CREATE
 DESIGN + ARCHITECTURE
 1st Floor, 200, The Crescent, Chapel Hill, NC 27514
 +1 (336) 252-6336
 www.createarchitecture.com

CLIENT: Landmark Estates
 PROJECT: Residential development of 27 dwellings
 ADDRESS: Chapel Hill, NC 27514
 DRAWING NAME: Conveyance Plan
 CDA REF: SCALE: PAPER SIZE: DRAWN: CHKD:
 00549 1:500 A1 00549 JJ
 DATE: 09/09/2020 STATUS: CONVEYANCE
 00549 CDA XX UR A 0100

Conveyance Site Plan
 Scale - 1 : 500



09/09/2020 00549