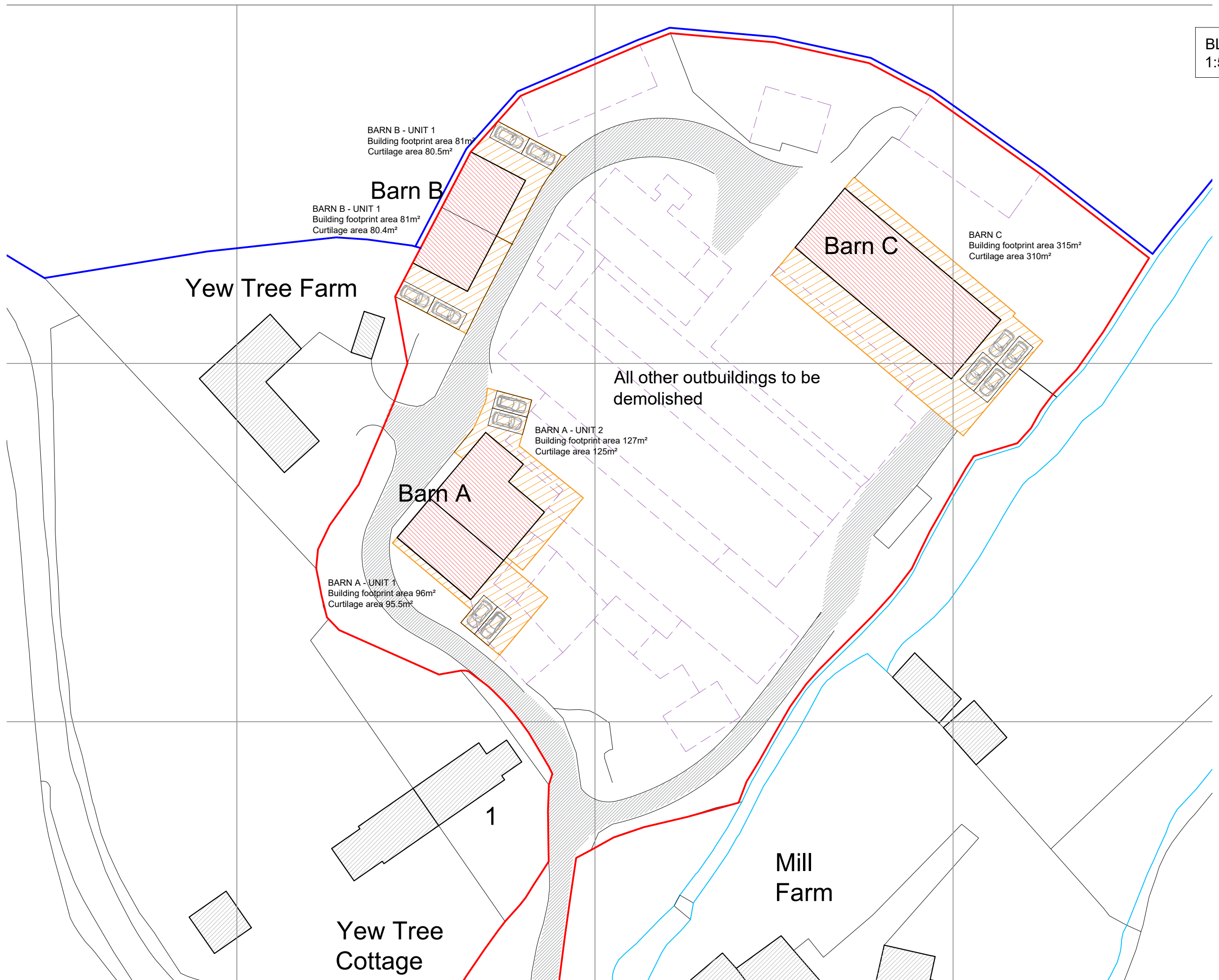


BLOCK PLAN DRAWING
1:500 SCALE



BARN B - UNIT 1
Building footprint area 81m²
Curtilage area 80.5m²

Barn B

BARN B - UNIT 1
Building footprint area 81m²
Curtilage area 80.4m²

Yew Tree Farm

Barn C

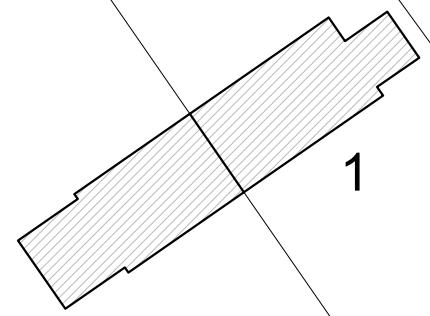

BARN C
Building footprint area 315m²
Curtilage area 310m²

All other outbuildings to be demolished

BARN A - UNIT 2
Building footprint area 127m²
Curtilage area 125m²

Barn A

BARN A - UNIT 1
Building footprint area 96m²
Curtilage area 95.5m²



Yew Tree Cottage

Mill Farm

A		
Rev.	Date	Details
JOB:		Conversion of Agricultural Buildings into Dwellings.
CLIENT:		
ADDRESS: Yew Tree Farm, East Pennard, Somerset, BA4 6TZ.		
Proposed Block Plan Drawing		
SCALE:	1:500 @ A3	
DATE:	27 April 2021	
DWG No:	Yew Tree - 09	