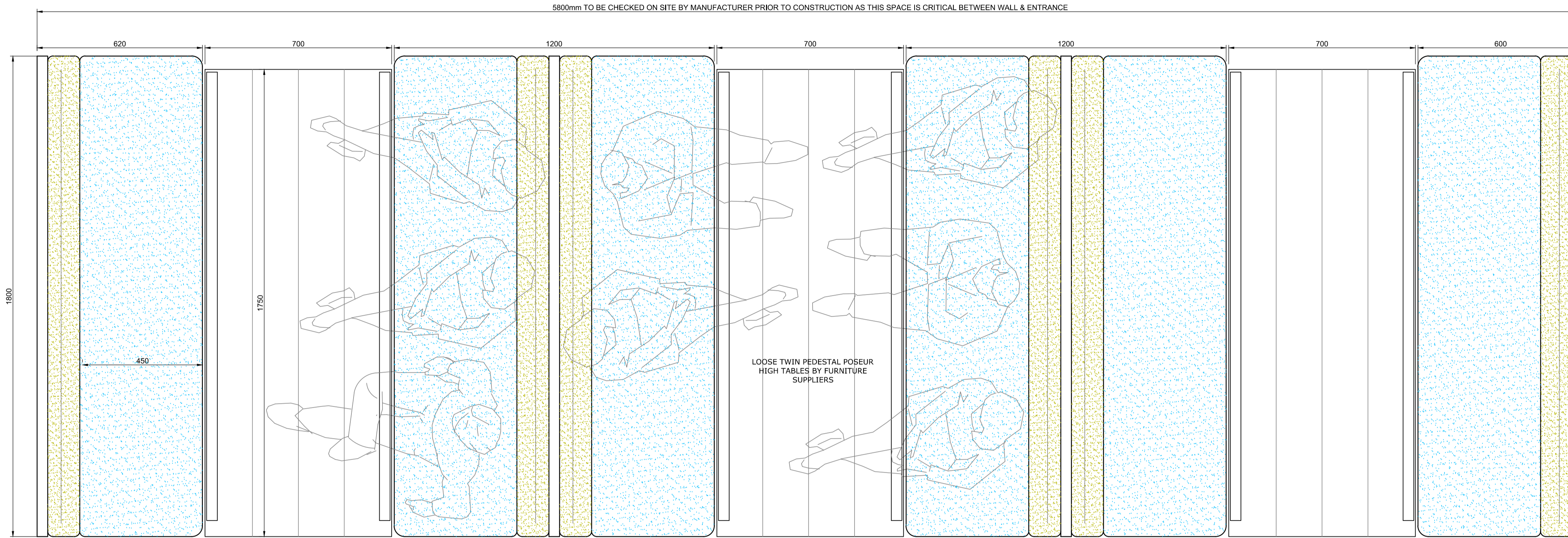
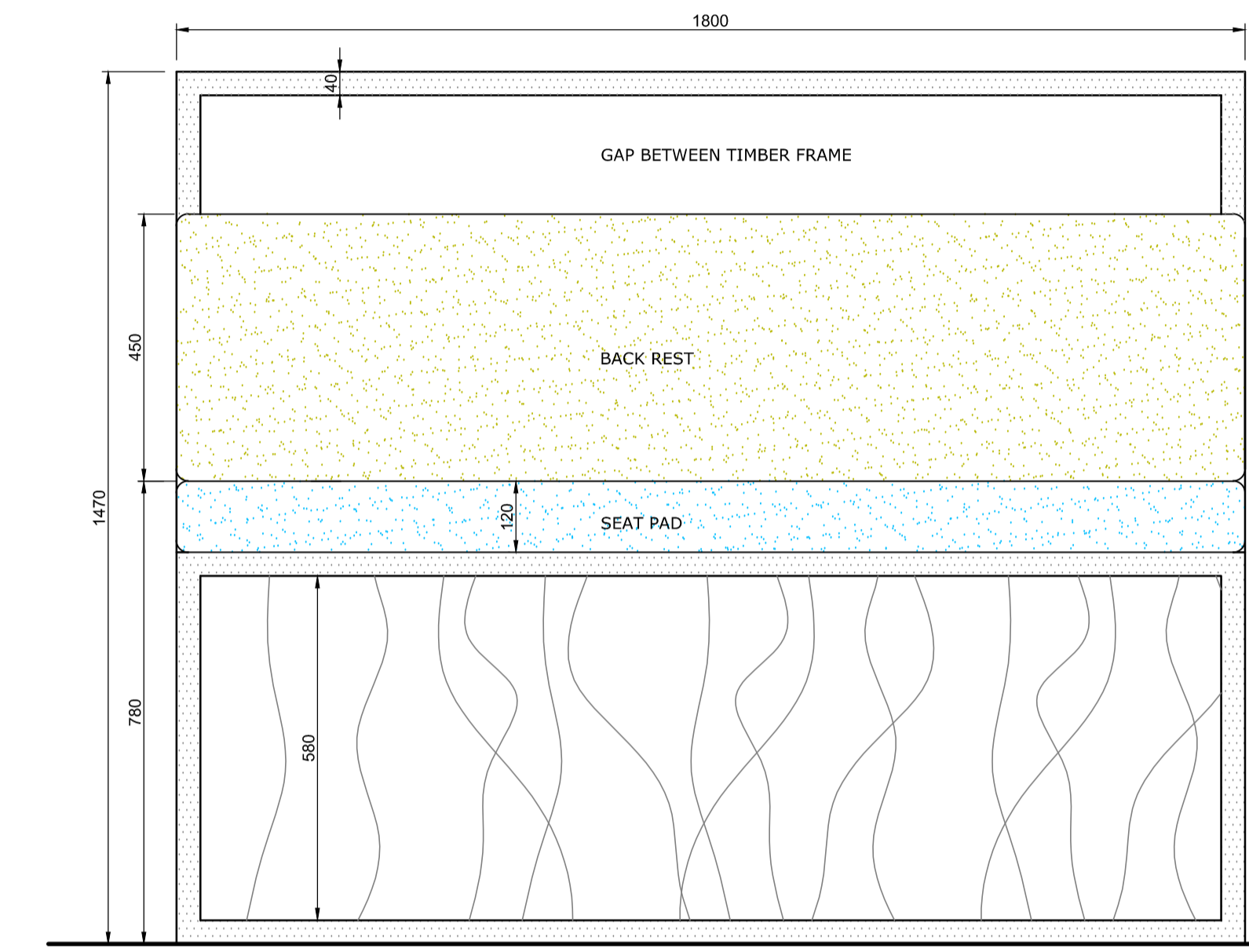




BOOTHS - REFERENCE PHOTO NOTE: THIS IMAGE SHOWS DINING HEIGHT BUT 'MAILBOX' BOOTHS ARE POSEUR HIGH & THE BASE HAS INFILL PANELS BEHIND THE FRAME



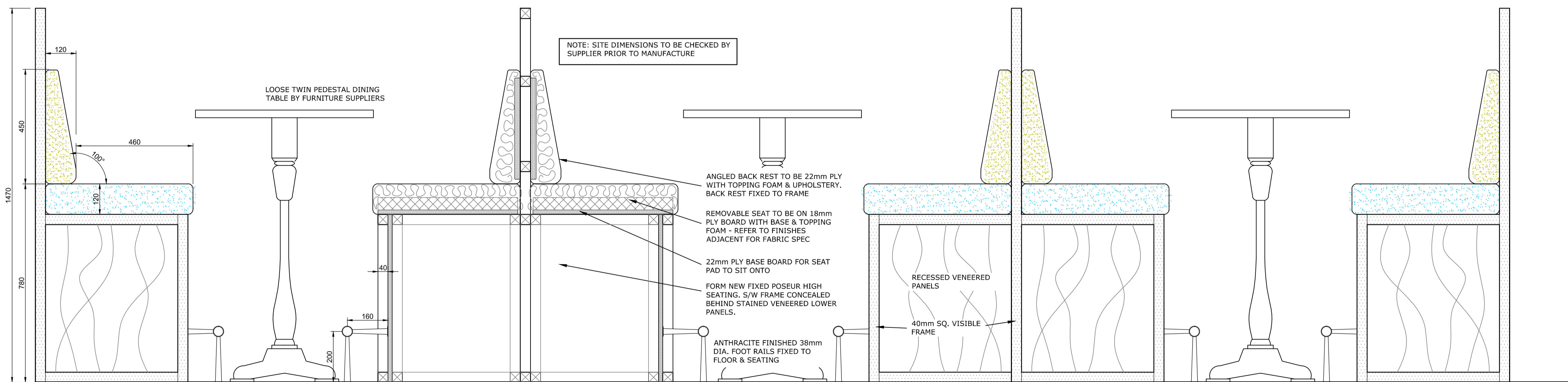
FS1 POSEUR HIGH BOOTHS - PLAN LAYOUT
Scale 1:10 @A1



FS1 POSEUR HIGH BOOTHS - ELEVATION FACING SEAT
Scale 1:10 @A1

FS1 - POSEUR HIGH BOOTHS FINISHES SPECIFICATION

SEAT PADS = UPHOLSTERED IN - FABRIC (7) STAUNTON & HUGHES, FAUX LEATHER
 SEAT PADS PIPING = UPHOLSTERED IN - FABRIC (7)
 SEAT BACKS = UPHOLSTERED IN - FABRIC (3) ROMO, OXLEY 7925/04 ASHER SORBET
 TIMBER FRAMEWORK & LOWER PANELS = MEDIUM OAK STAINED 5% SHEEN



FS1 POSEUR HIGH BOOTHS - SIDE ELEVATION & CONSTRUCTION SECTION
Scale 1:10 @A1

1 Navigation Court
Calder Park
Wakefield
WF2 7BU

Tel: 01924 364700
Email: studio@spatialized.com
Web: www.spatialized.com

Stonegate Pub Company
Porter Tun House
500 Capability Green
Luton
Bedfordshire
LU1 3LS

Title **FIXED SEATING DETAILS - FS1 POSEUR HIGH UNIT**

Address
**THE MAILBOX
20 GUILDHALL STREET
LINCOLN
LN1 1TR**

Date	March'21	Revision	-
Drawn	DC	Job No	01-20-1052
Scale	1:10 @A1	Dwg No	10

Copyright - This drawing & design and all the information contained therein is the sole copyright of Spatialized Ltd - and reproduction in any form is forbidden unless permission is obtained in writing.

CONTRACTORS PLEASE NOTE:

- Warning: no dimensions are to be scaled from this drawing. All Contractors must visit site and be responsible for taking & checking all dimensions relative to this work. The designer must be advised of any discrepancies in writing.
- Any discrepancies between drawings & specification should be reported to the Designer prior to any work commencing.