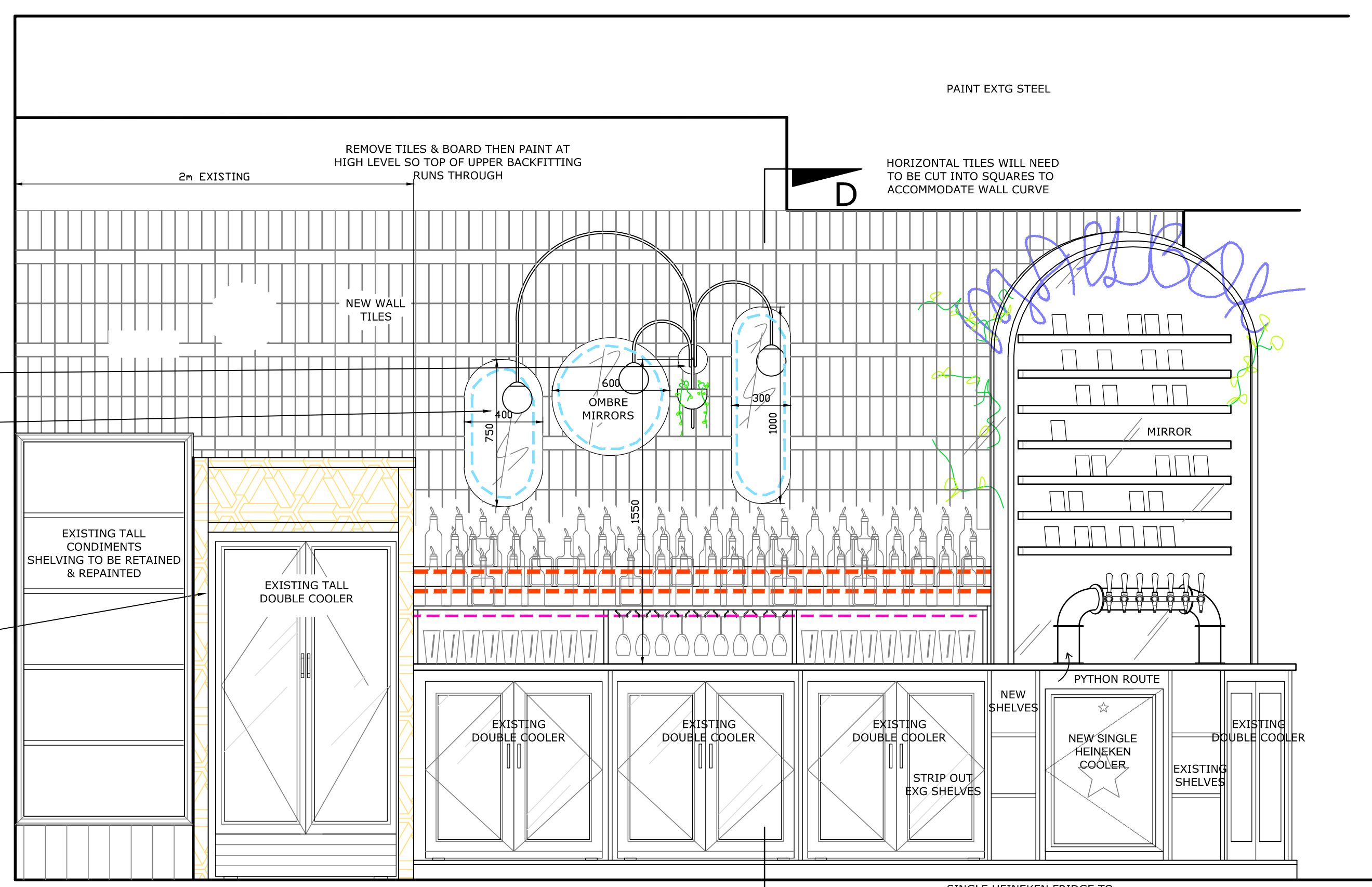
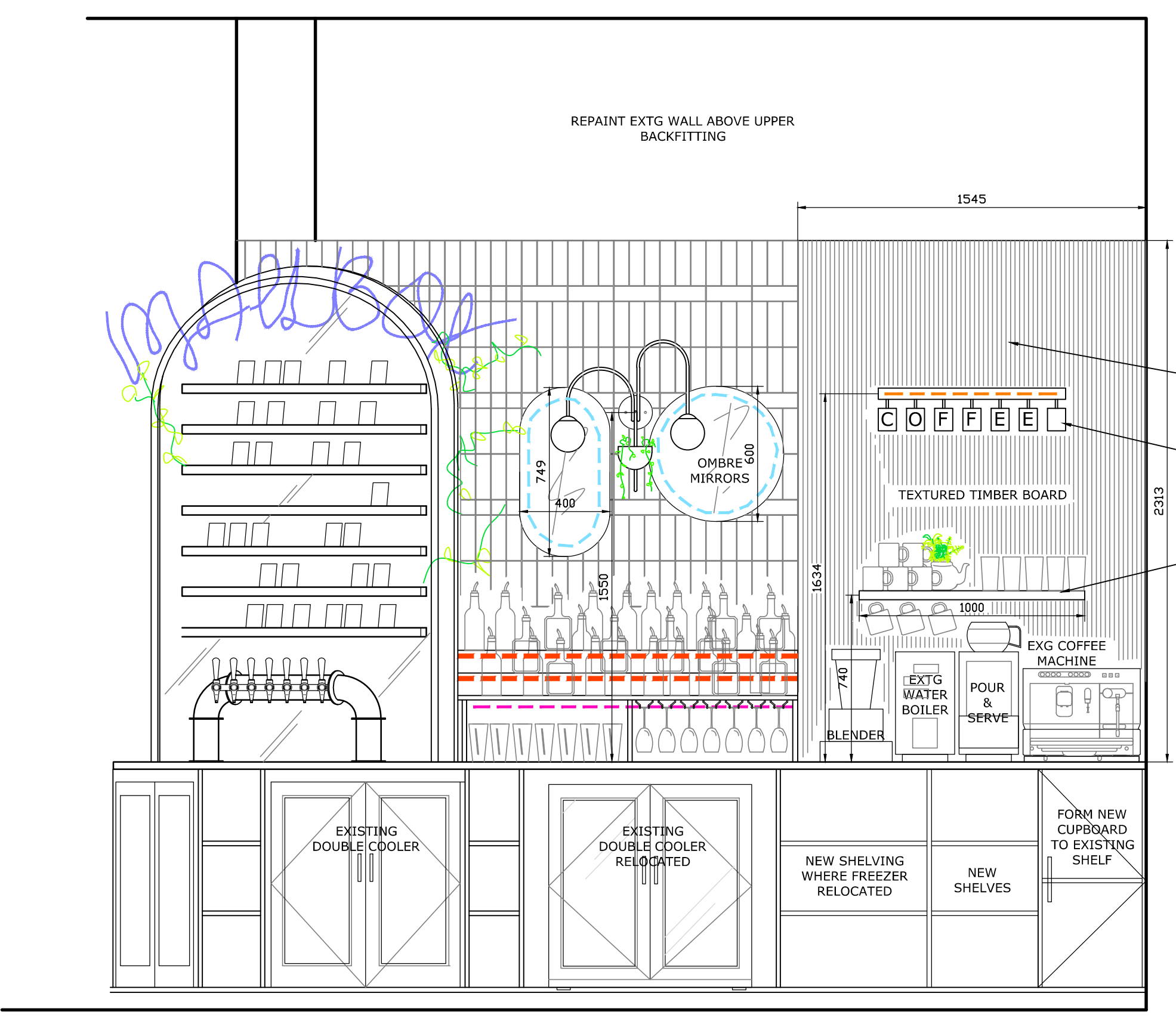


Revision
 A - BAR PRODUCTS AMENDED - BOTTLE TIER ADDED - BACK BAR AMENDED. 04.03.20 (GDA)
 REV B - PRODUCT LAYOUT UPDATED TO REFLECT GMS SUGGESTION 18.03.20
 REV C - HEINEKEN INCREASED TO X2. TILL & ICE WELL LOCATION SWAPPED AT FAR END. FREEZER & EXG DOUBLE COOLER LOCATIONS SWAPPED. DRINKING WATER TAP TO FRONT COUNTER OMITTED 11.03.21 (S/J)
 REV D - CRAFT TAPS SHOWN ON CURVE END BACK FITTING WITH TWO BEING CIDER'S MIRRORS & WALL LIGHT FEATURE ADDED TO HIGHLIGHT SPIRITS 28.03.21
 REV E - CRAFT SECTION ON BAR MADE STRAIGHT/ FREEZER MOVED TO GLASS WASH/ BAR LAYOUT ALTERED SLIGHTLY 31.03.21
 REV F - CRAFT CAN BAR NEON OMITTED 09.04.21

LED LIGHTING KEY:
 ORANGE DASHED LINE INDICATED WHITE LED
 BLUE DASHED LINE INDICATED COLOUR CHANGE LED (BY AV SPECIALIST)
 PINK DASHED LINE INDICATES WARM WHITE LED

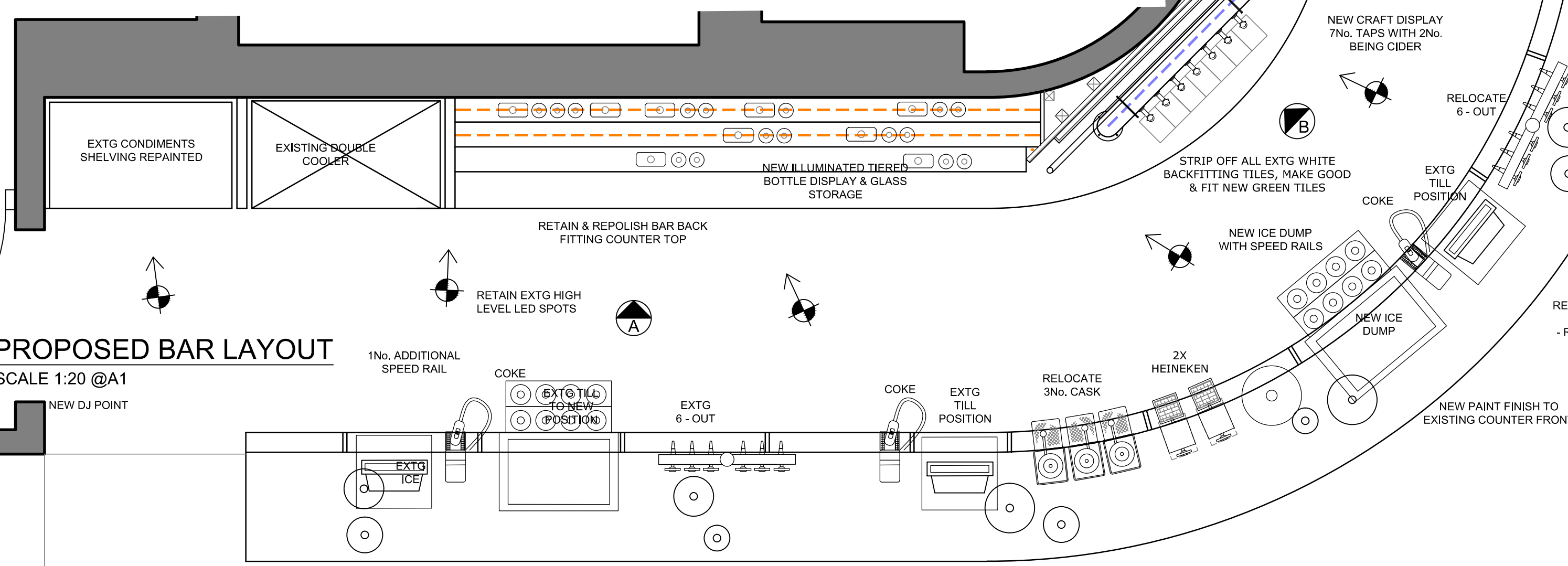
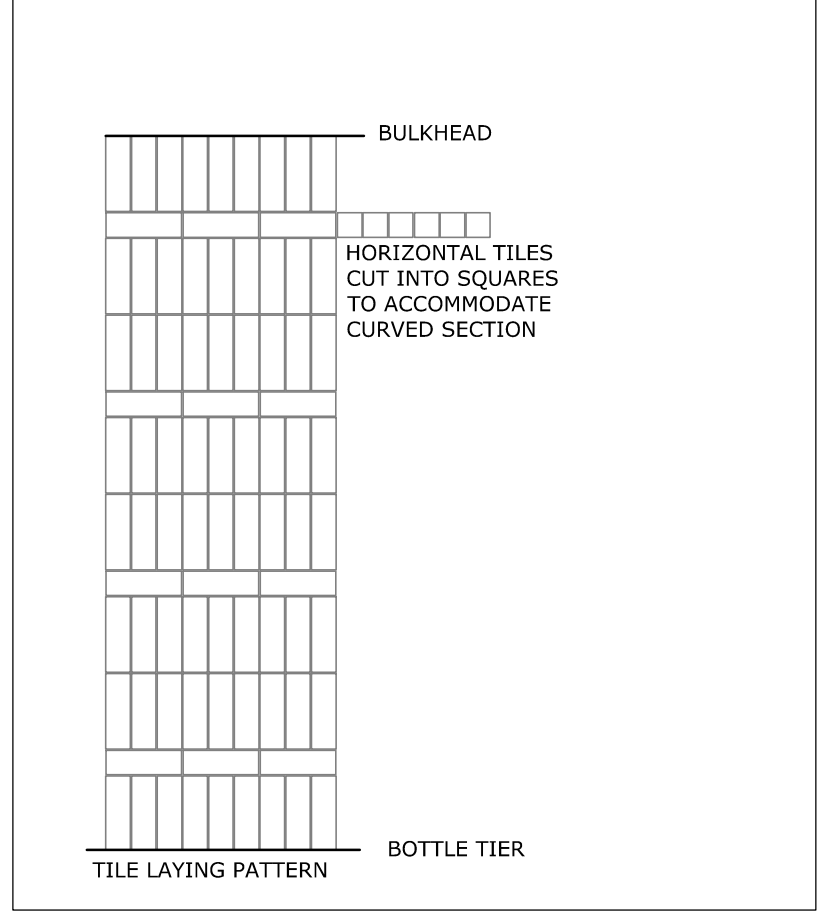


PROPOSED BACKFITTING ELEV 'A'
 SCALE 1:20 @ A1

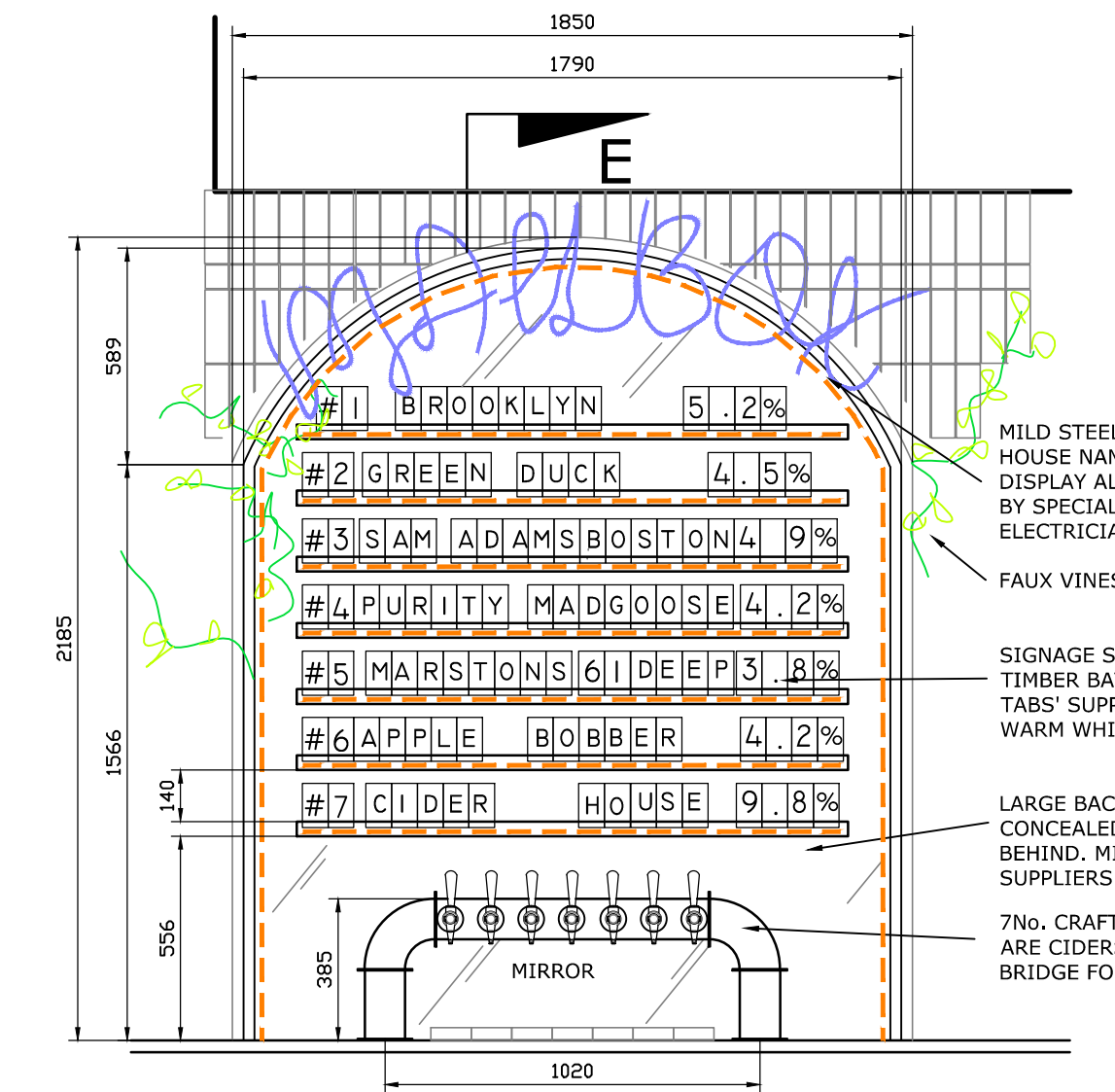


PROPOSED BBACKFITTING ELEV 'C'
 SCALE 1:20 @ A1

BAR FINISHES SPECIFICATIONS
 - BAR SERVERY & BACKFITTING COUNTER TOPS TO BE STRIPPED & REPOLISHED TO A MEDIUM WARM GREY OAK FINISH WITH A HEAVY PATINA (SAMPLE NEEDED FOR DESIGNERS APPROVAL PRIOR TO FULL APPLICATION)
 - BAR FRONT FINISH: PAINT IN A DIAMOND SATIN FINISH DULUX 54YR 22/344 (SAND)
 - UPPER BACKFITTING TILES: NICK FIRTH TILES, ARTIST MOSS GREEN 200x65 (REFER TO LAYING PATTERN ELEV ADJACENT)
 GROUT: 3mm MID BROWN/ COPPER - MAPEI 140 OR 145



PROPOSED BAR LAYOUT
 SCALE 1:20 @ A1



PROPOSED BACKFITTING ELEV 'B'
 SCALE 1:20 @ A1

SPATIALIZED
 Tel: 01924 364700
 Email: studio@spatialized.com
 Web: www.spatialized.com
 1 Navigation Court
 Calder Park
 Wakefield
 WF2 7BJ

Stonegate Pub Company
 Porter Tun House
 500 Capatilly Green
 Luton
 Bedfordshire
 LU1 3LS

Title: PROPOSED BAR LAYOUT & ELEVATIONS
 Address: THE MAILBOX
 20 GUILDHALL STREET
 LINCOLN
 LN1 1TR

Date	JAN'20	Revision	F
Drawn	GA	Job No	01-20-1052
Scale	1:20 @ A1	Dwg No	05

CONTRACTORS PLEASE NOTE:
 1. Warning: no dimensions are to be scaled from this drawing. All Contractors must visit site and be responsible for taking & checking all dimensions relative to this work. The designer must be advised of any discrepancies in writing.
 2. Any discrepancies between drawings & specification should be reported to the Designer prior to any work commencing.