



proposed west (front) elevation

scale 1:100



proposed south (side) elevation

scale 1:100



proposed east (rear) elevation

scale 1:100



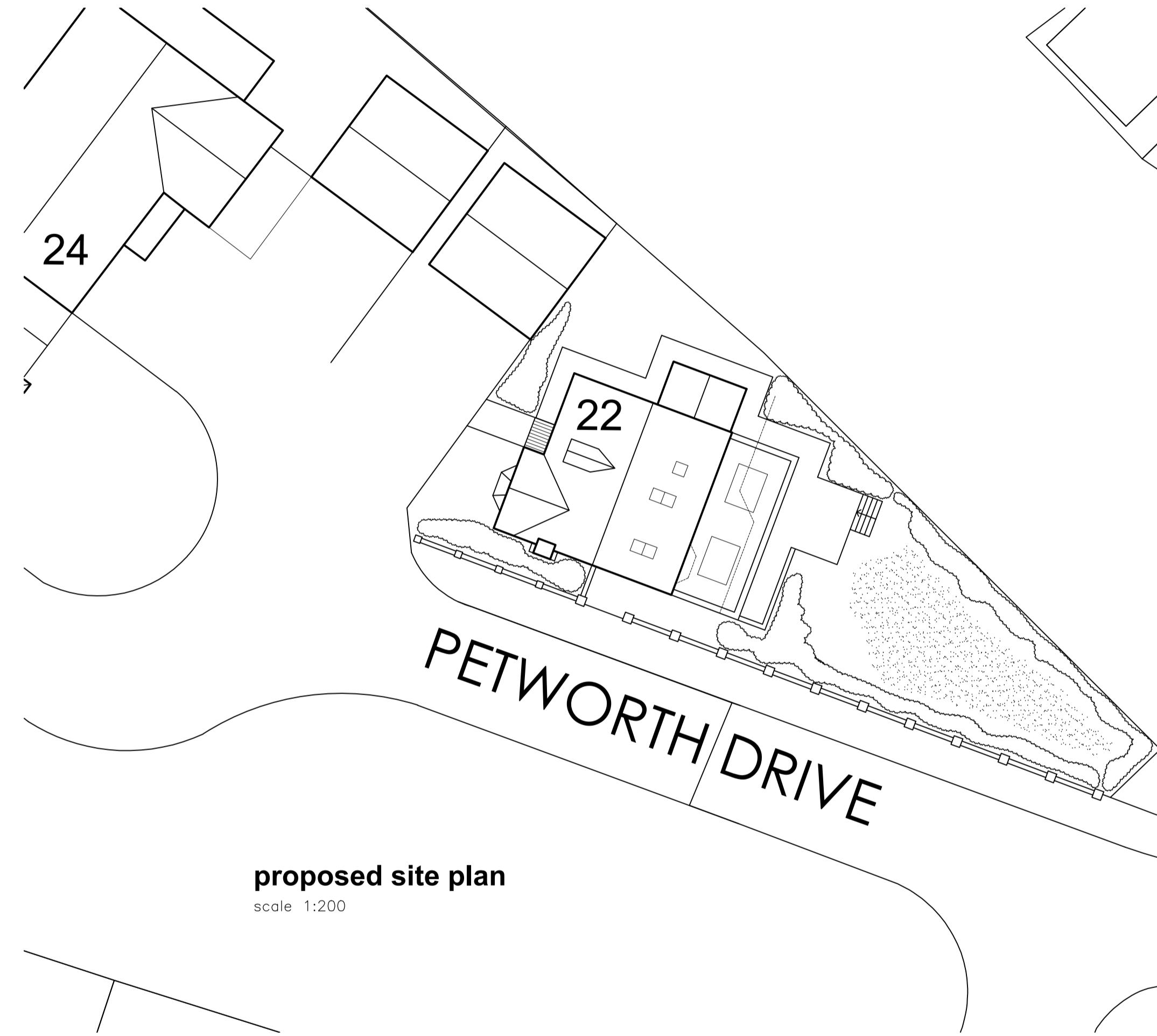
proposed east (rear) elevation from garden

scale 1:100



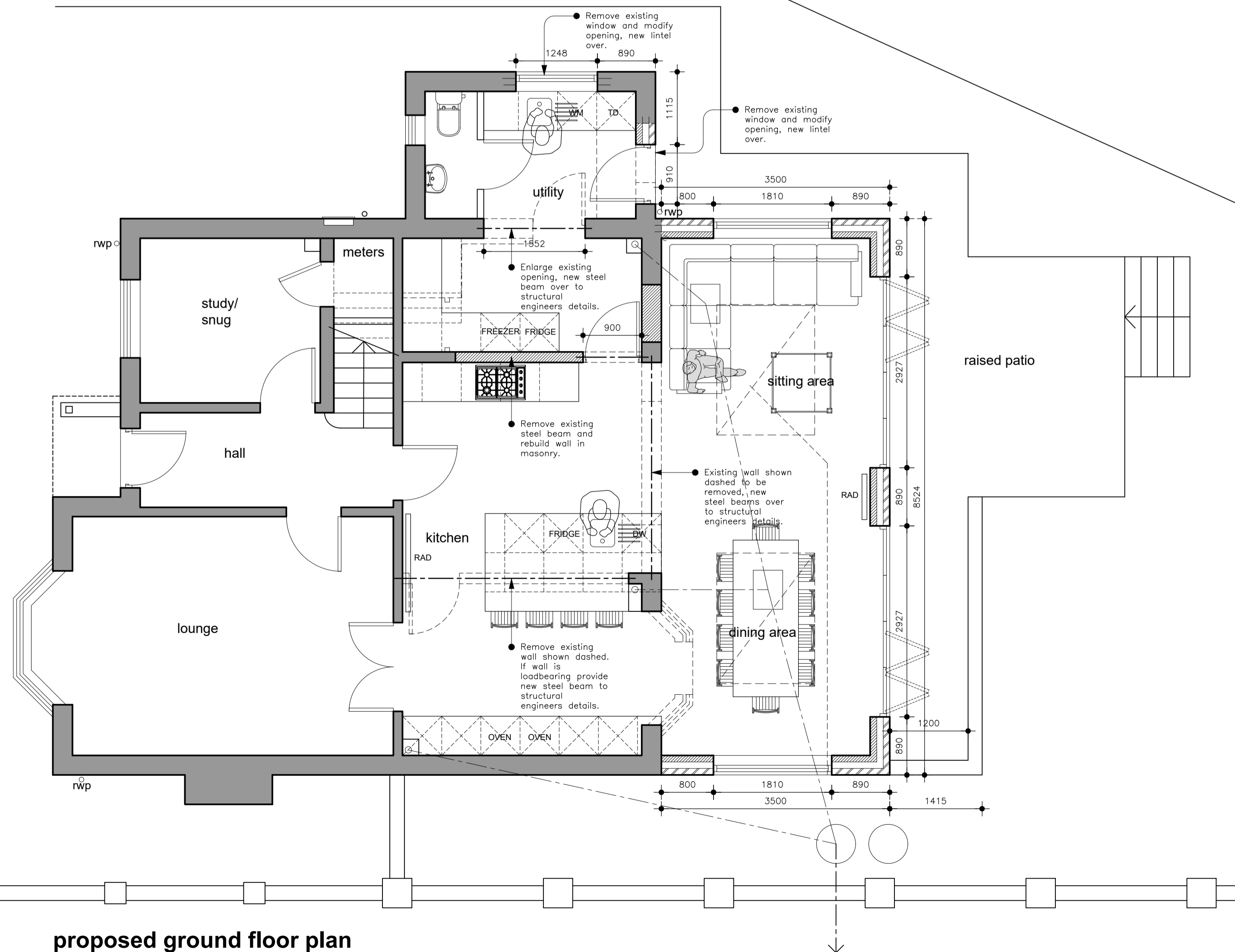
proposed north (side) elevation

scale 1:100



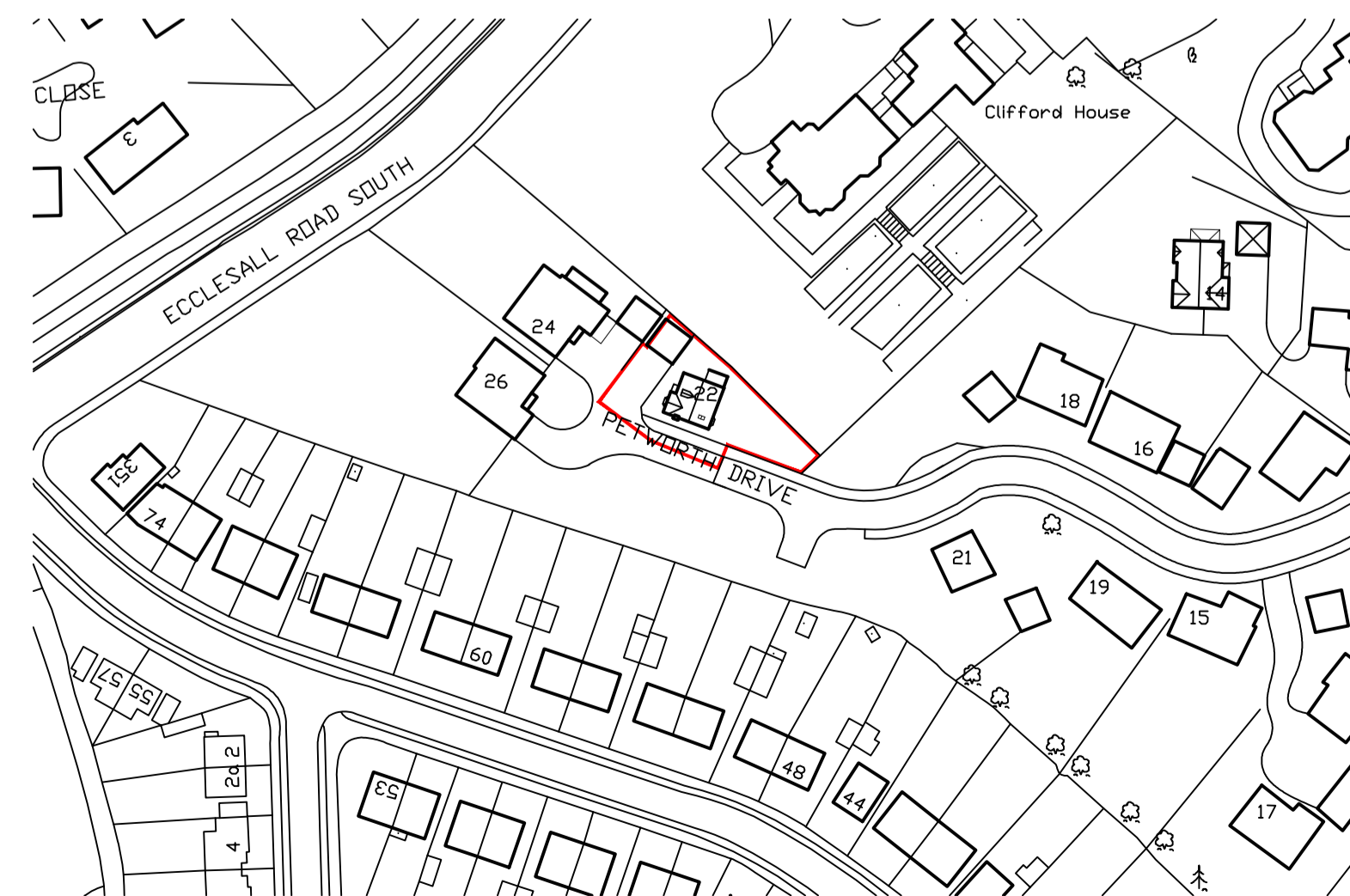
proposed site plan

scale 1:200



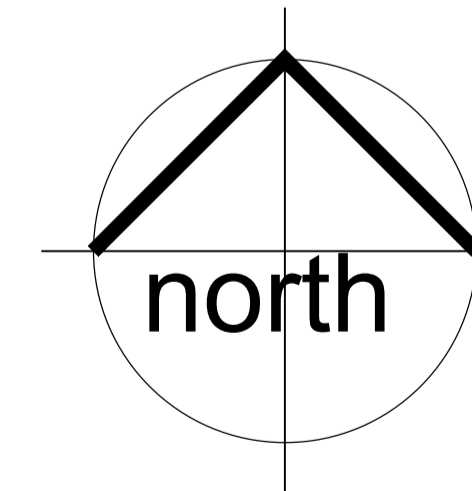
proposed ground floor plan

scale 1:50



location plan

scale 1:1250



- This design / drawing and any related specification are the COPYRIGHT of 7hills Architectural Design Ltd and may not be reproduced in drawing or built form without the express permission of 7hills Architectural Design Ltd.
- Do not scale off this drawing, if a dimension is in doubt please contact 7hills Architectural Design Ltd.
- All dimensions are shown in millimetres unless stated otherwise.
- Contractor to check and clarify all levels, heights, dimensions, drainage, construction and specification prior to commencement or fabrication or fitting of any works on site and to bring to the clients attention any variations or deviations for written confirmation before being carried out on site.
- Client to confirm all legal boundaries at and before any works are commenced on site - all boundaries shown are indicative.
- Figured dimensions are taken to structure unless indicated otherwise.
- Report any discrepancies to 7hills Architectural Design Ltd immediately for verification.
- All elements of structure are indicative only, refer to Structural Engineers design / details and specification.
- All drawings are to be read in conjunction with the relevant Structural Engineers / Consultants details / drawings.
- These drawings are prepared for the purposes of obtaining Town & Country Planning permission and or Building Regulations only.
- All materials shall be fixed, applied or mixed in accordance with all of the manufacturers instructions, recommendations and specification. All materials shall be suitable for the purposes of use.
- The contractor shall take into account everything necessary for the proper execution of the works and to the satisfaction of the Building Inspector, whether or not indicated on the drawings or in the specification.

Rev. A By: NT Date: 27/04/2021

East elevation showing raised patio added.

PROPOSED PLANS & ELEVATIONS

PROJECT
EXTENSIONS/INTERNAL ALTERATIONS
AT
22 PETWORTH DRIVE
SHEFFIELD
S11 9QU
FOR
MR & MRS J. ASHWORTH

PROJECT NO	DRAWING NO	REVISION	
265	02	A	
SCALE (A1)	DATE	STATUS	DRAWN
VARIABLES	MARCH 2021	PRELIM	NT

7hills
architectural
design ltd
neil twigg
m: 07872985798
e: 7hillsarchitecture@gmail.com
Queens Tower Lodge
77-79 East Bank Road
Sheffield
S2 3PX