




Condition 5 Hard

Marshalls Paving-Manmade 'standard Block'

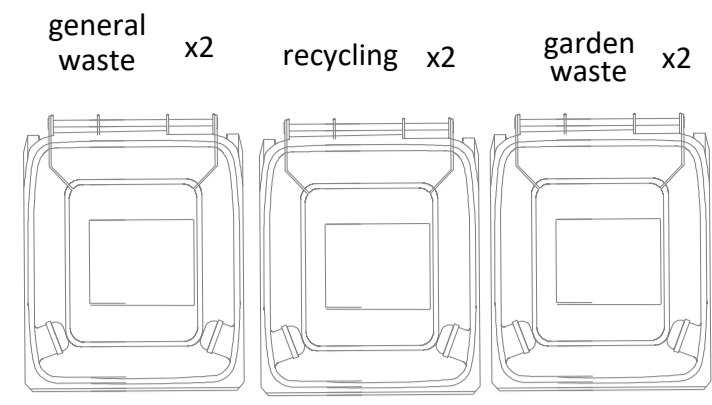


Condition 5 Soft Grass

Grass



Boundary Fencing  
Timber overlapping panels



REFUSE AND RECYCLING BIN 240L

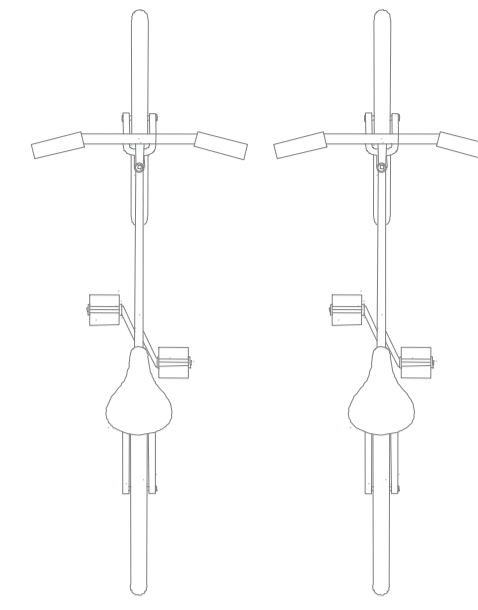
NOTES  
Bin Stores -  
As per Enfield Council guide 'Waste and Recycling Storage Planning Guidance' pp 4.

Each house is to have one of each type of wheeled bin -  
 ☐ Refuse 1 x 140 litre bin (840 x 500 x 1050)  
 ☐ Recycling 1 x 240 litre bin (740 x 580 x 1100)  
 ☐ Garden and Food 1 x 240 litre bin (740 x 580 x 1100)


To be housed in a brick built bin housing topped with a plywood flat roof weathered with grey torch-on felt



SIDE VIEW



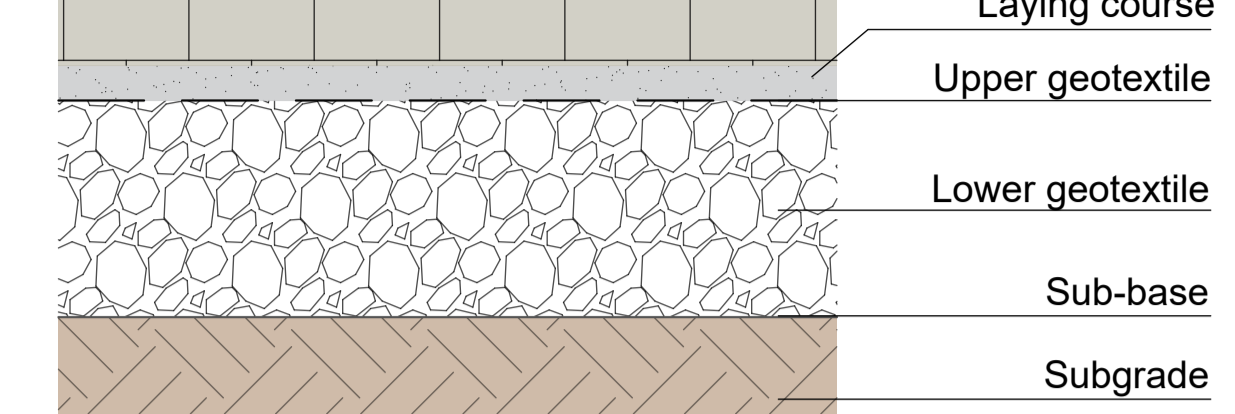
BICYCLE STORAGE WITHIN SHED



ONE PARKING SPACE PER FLAT

Concrete block permeable pavement

CONSTRUCTION OF HANDSTAND SECTION



Porous block paving  
Sub base - crushed stone min 75mm  
Sharp sand for leveling min 50mm  
Brick paving with gaps filled with kiln dried sand



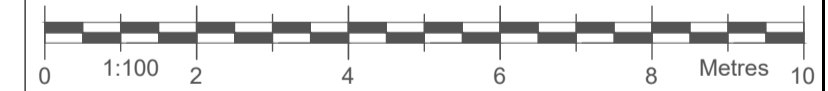
PAD ARCHITECTURAL CONSULTANTS Ltd

71 St Marks Road, Enfield, London EN1 1BJ  
02083420645 pad.aconsultants@gmail.com www.padconsultants.co.uk

TOWN PLANNING CONSULTANTS • BUILDING ENGINEERS • INTERIOR DESIGNERS • PARTY WALL SURVEYORS



279



Project  
Flat conversion comprising of 1x2 bed & 1x3 bed flats, including rear three storey extension

Client  
277 Oakleigh Road North  
N20 0DG

Drawing Title  
PROPOSED LANDSCAPE PLAN

Scale 1:100 & 1:50 @ A1 SDS	Drawn APRIL 2021	Checked --	Authorised --
-----------------------------------	---------------------	---------------	------------------

Drawing Number APRIL21_277ORN_02B	Rev B
--------------------------------------	----------